

Citizens Bond Oversight Committee
For Solano Community College District
Measure Q Bond

Meeting Agenda
Tuesday, December 3, 2019
3:30 p.m.

Fairfield Campus Building 600, Denis Honeychurch Boardroom
Solano Community College, 4000 Suisun Valley Road, Fairfield, CA 94534

Please Note: Members of the public may address the CBOC on any item within the CBOC's jurisdiction. In order to ensure questions for the CBOC are addressed, please complete a blue card available at the press table and submit it to the Chair at the beginning of the meeting. Persons addressing items included on the agenda will be heard at the time the item is considered. Persons requesting to address items or subjects that are not on the agenda will be heard under the agenda item, "Comments from Members of the Public." The CBOC cannot take action on any items not on the agenda unless authorized by law. Matters brought before the CBOC that are not on the agenda may, at the CBOC's discretion, be placed on a future agenda. The CBOC Chair reserves the right to modify the order of business in the manner she/he deems appropriate. As a courtesy to others, please silence all electronic devices during the meeting.

1. CALL TO ORDER

2. ROLL CALL

Ward Stewart
Cary Leider
Tina Lowden
Andre Stewart
Janet Roberts
Dawn LaBar
Doriss Panduro
Daniom Ghebremichael
Vacant, Construction/Trades, Vacaville

3. APPROVAL OF AGENDA

4. COMMENTS FROM MEMBERS OF THE PUBLIC

5. APPROVAL OF AUGUST 20, 2019 MEETING MINUTES

6. DISTRICT FACILITIES MASTER PLAN

7. SMALL, LOCAL, DIVERSE BUSINESS PROGRAM

8. **2019 REFUNDING BONDS (10 minutes, information)**
9. **REVIEW OF MEASURE Q QUARTERLY PROGRESS REPORT**
10. **PROJECT SUMMARY UPDATE**
11. **UPCOMING MEETING SCHEDULE**
12. **ANNOUNCEMENTS**
13. **ADJOURN**

Materials related to an item on this Agenda submitted to the CBOC after distribution of the agenda packet are available for public inspection in the Bond Business Operations Coordinator's Office in the Administration Building, 4000 Suisun Valley Road, Fairfield, California 94534. All meeting materials provided at time of publication are available on the Solano College Web site at www.solano.edu for public inspection.

Pursuant to Government Code Sections 11123.1 and 11125(f), individuals with disabilities who require accessible alternative formats of the agenda and related meeting materials and/or auxiliary aids/services to participate in the meeting should contact the Executive Bonds Manager's Office at (707) 864-7855 no later than three days prior to the scheduled meeting. Meetings are held in locations which are wheelchair accessible.

Unadopted Meeting Minutes

Citizens Bond Oversight Committee

For Solano Community College District
Measure Q Bond

Meeting Agenda

Tuesday, August 20, 2019
3:30 p.m.

Fairfield Campus Building 600, Denis Honeychurch Board Room
Solano Community College, 4000 Suisun Valley Road, Fairfield, CA 94534

Please Note: Members of the public may address the CBOC on any item within the CBOC's jurisdiction. In order to ensure questions for the CBOC are addressed, please complete a blue card available at the press table and submit it to the Chair at the beginning of the meeting. Persons addressing items included on the agenda will be heard at the time the item is considered. Persons requesting to address items or subjects that are not on the agenda will be heard under the agenda item, "Comments from Members of the Public." The CBOC cannot take action on any items not on the agenda unless authorized by law. Matters brought before the CBOC that are not on the agenda may, at the CBOC's discretion, be placed on a future agenda. The CBOC Chair reserves the right to modify the order of business in the manner she/he deems appropriate. As a courtesy to others, please silence all electronic devices during the meeting.

1. CALL TO ORDER

A meeting of the Solano Community College District Citizens' Bond Oversight Committee was called to order at 3:43p.m., on Tuesday, August 20, 2019, by CBOC Chair Ward Stewart.

2. ROLL CALL

Present

Ward Stewart
Daniom Ghebremichael
Dawn LaBar (joined by phone)
Cary Leider
Janet Roberts

Absent

Tina Lowden
Doriss Panduro
Andre Stewart

3. APPROVAL OF AGENDA

It was moved by Janet Roberts and seconded by Cary Leider to approve the agenda, with no changes. The motion was passed unanimously.

Unadopted Meeting Minutes

4. COMMENTS FROM MEMBERS OF THE PUBLIC

There were no comments from the public.

5. APPROVAL OF APRIL 23, 2019 MEETING MINUTES

It was moved by Cary Leider and seconded by Daniom Ghebremichael to approve meeting minutes from CBOC meeting held on April 23, 2019, with no changes. The motion was passed unanimously.

6. REVIEW OF MEASURE Q QUARTERLY PROGRESS REPORTS – LUCKY LOFTON

Lucky Lofton addressed questions/clarifications on the Measure Q Quarterly Report, with a publish date of May 1, 2019. Items discussed included project team members and their roles, the SLDB program, Vallejo Belvedere Property Lot Line Adjustment and the student success centers / learning resource centers for both Vacaville and Vallejo. There was a request to indicate which companies listed in the Report are SLDB Program companies. This will be done with future Reports.

Lucky Lofton provided a brief review of the Measure Q Quarterly Report, with a publish date of August 21, 2019. Copies of the Report were available and distributed at the meeting. Copies of this Report will be mailed to CBOC members not in attendance at the meeting. It was noted that this Report will be presented to the Board on September 4, 2019.

There was a request for the following topics to be addressed at a future meeting(s): SLDB Program, District planning documents and their interrelationship, and Brown Act key points summary.

7. PROJECT SUMMARY – LUCKY LOFTON

Lucky Lofton provided a brief update for the following projects: Horticulture Phase 2 Modular Restrooms, Library/Learning Resource Center, Vacaville Intersection Improvements, Vacaville Annex Building, IT Infrastructure – Phase 2, Baseball and Soccer Bleachers, and B300 Mailroom and Graphics. Lucky responded to questions from the Committee.

8. UPCOMING MEETING SCHEDULE

Next CBOC meeting is scheduled for December 3, 2019, 3:30 pm. Call-in option for those that cannot be in attendance at this meeting will be provided.

9. ANNOUNCEMENTS

No announcements were made.

Unadopted Meeting Minutes

10. ADJOURN

It was moved by Cary Leider and seconded by Daniom Ghebremichael to adjourn the meeting. The motion was passed unanimously. The meeting was adjourned at 5:00 pm.

Materials related to an item on this Agenda submitted to the CBOC after distribution of the agenda packet are available for public inspection in the Bond Business Operations Coordinator's Office in the Administration Building, 4000 Suisun Valley Road, Fairfield, California 94534. All meeting materials provided at time of publication are available on the Solano College Web site at www.solano.edu for public inspection.

Pursuant to Government Code Sections 11123.1 and 11125(f), individuals with disabilities who require accessible alternative formats of the agenda and related meeting materials and/or auxiliary aids/services to participate in the meeting should contact the Executive Bonds Manager's Office at (707) 864-7855 no later than three days prior to the scheduled meeting. Meetings are held in locations which are wheelchair accessible.



SOLANO
COMMUNITY COLLEGE



Solano Community College Measure Q Quarterly Progress Update

August 21, 2019



TABLE OF CONTENTS

1. GENERAL INFORMATION	
A. Executive Summary	2
B. Project Team.....	3
2. PROGRAM SUMMARY	
A. Current Activities	5
B. Next 90 Days.....	9
C. Issues.....	10
3. FAIRFIELD CAMPUS SUMMARY	
A. Current Activities	11
B. Next 90 Days.....	11
C. Issues.....	11
4. VACAVILLE CAMPUS SUMMARY	
A. Current Activities	12
B. Next 90 Days.....	12
C. Issues.....	12
5. VALLEJO CAMPUS SUMMARY	
A. Current Activities	13
B. Next 90 Days.....	13
C. Issues.....	13
6. DISTRICTWIDE PROJECTS SUMMARY	
A. Current Activities	14
B. Next 90 Days.....	14
C. Issues.....	14
7. FINANCIAL SUMMARY	
A. Budget Update	15
B. Reserve Status.....	15
C. Contract Status	15
D. Payment Status.....	15
8. PROGRAM BUDGET SUMMARY	
A. Program Budget Summary	16
9. SCHEDULE FOR MAJOR ACTIVE BUILDING PROJECTS	
A. Schedule for Major Active Building Projects.....	17
10. PROJECT REPORTS	
A. Individual Project Reports – Active	18
B. Individual Project Reports – In Closeout.....	18
C. Individual Project Reports – Closed.....	18

1. GENERAL INFORMATION

A. EXECUTIVE SUMMARY

Measure Q, approved by the voters in 2012, authorized general obligation bonds in the amount of \$348,000,000 for acquiring, constructing and repairing facilities, sites and equipment in order to prepare Solano County and City of Winter's students and veterans for universities and jobs.

This Solano CCD Measure Q Quarterly Progress Update report is produced for the District and made available to the Board of Trustees, the Citizens Bond Oversight Committee (CBOC), and interested parties. This report describes program and project progress and expenditures from April 1, 2019 through June 30, 2019. The District is currently in fiscal year-end close and is also in process of completing the annual financial audit.

In this report, you will find the following sections:

- **Program Summary** of current activities, 90-day look ahead and notes about any issues.
- **Campus Summaries** for Fairfield, Vacaville and Vallejo campuses. These sections highlight the current activities, 90-day look ahead and any issues.
- **Financial Summary** section, which summarizes the expenditures to date and variance from the last report.
- **Program Budget Summary**, based on the Board-approved Bond Spending Plan as of May 1, 2019, organized by program, campus and project. It includes a total of all expenditures as of June 30, 2019.
- **Schedule for Major Active Building Projects.**
- **Project Reports** section with more detailed information for individual projects, organized as "active", "in close-out", or "closed."

Brief monthly project updates may be found on the District's website, Solano.edu. Click on Bonds Program. Click on Active Project Status & Updates.

B. PROJECT TEAM

OWNER – SOLANO COMMUNITY COLLEGE DISTRICT:

- Rob Diamond, Vice President Finance and Administration
- Lucky Lofton, Executive Bonds Manager
- Jason Yi, Project Manager
- Victoria Lamica, Director of Purchasing and Support Services
- Laura Scott, Bond Purchasing Agent
- Dawna Murphy, Accountant

PROGRAM & DESIGN MANAGER:

- Kitchell CEM

CONSTRUCTION MANAGERS:

- Swinerton Management and Consulting Services

DISTRICT CONSULTANTS CURRENTLY ACTIVE:

- **District Project Labor Agreement Coordination Consultant:** Vlaming and Associates
- **District Construction Counsel:** Dannis Woliver Kelley (DWK)

PROJECT-SPECIFIC ARCHITECTS and ENGINEERS CURRENTLY ACTIVE:

- **Science Building, Phase I (FF Campus):** Lionakis (Criteria Architect), Wallace & Kuhl (Geotechnical), Dovetail (FF&E)
- **Library/Learning Resource Center (FF Campus):** Noll & Tam Architects, Ninyo & Moore (Geotechnical), First Carbon Solutions (Environmental)
- **Agriculture (Horticulture) Project, (FF Campus):** MADI Architects
- **Intersection Improvements Project (VV Campus):** Omni Means (Civil Engineer)
- **Vacaville Center HVAC Upgrade Project:** EDesignC Inc.
- **Small Capital Projects:** CA Architects, HMR Architects, MADI Architects

DISTRICT POOL OF ENVIRONMENTAL CONSULTANTS:

- Dudek
- First Carbon Solutions
- Rincon Consultants, Inc.

DISTRICT POOL OF CIVIL ENGINEERING CONSULTANTS:

- Coffman Engineers
- Complete Project Solutions, Inc.
- Creegan + D'Angelo
- CSW/ST2

DISTRICT POOL OF ARCHITECTS:

- Aedis Architects
- CA Archhitects
- DLR Group/Kwan Henmi
- Dreyfuss + Blackford Architecture
- HGA
- HMR Architects
- JK Architecture Engineering
- Lionakis
- Madi Group, Inc.
- Noll & Tam Architects
- Smith Group
- tBP Architecture, Inc.

DISTRICT POOL OF CM SERVICES FIRMS:

- Cordoba Corporation
- Cumming
- JGM+CBMG
- Kitchell CEM
- Swinerton Management & Consulting
- Vanir

DISTRICT POOL OF GEOTECHNICAL SERVICES FIRMS:

- A3GEO, Inc.
- Ninyo & Moore
- Wallace Kuhl & Associates

DISTRICT POOL OF MEP (MECHANICAL-ELECTRICAL-PLUMBING) SERVICES FIRMS:

- IMEG Corp.
- Salas O'Brien

DISTRICT POOL OF MATERIAL TESTING AND SPECIAL INSPECTIONS SERVICES FIRMS:

- Apex Testing Laboratories
- Applied Materials & Engineering, Inc.
- Consolidated Engineering Laboratories
- Construction Testing Services, Inc.
- Geocon Consultants, Inc.
- Ninyo & Moore
- Terraco
- Wallace Kuhl & Associates

DISTRICT POOL OF DSA INSPECTOR SERVICES FIRMS:

- Optima Inspections Incorporated
- K & B Construction Services, Inc.
- TYR, Inc.

DISTRICT POOL OF COMMISSIONING SERVICES FIRMS:

- 3QC, Inc.
- Engineering Economics, Inc
- Enovity, Inc.
- GLUMAC
- Guttman & Blaevoet
- Interface Engineering, Inc.



2. PROGRAM SUMMARY

A. CURRENT ACTIVITIES

1. Financials and Funding

- a. \$3,377,144 was expended this reporting period, April 1, 2019 – June 30, 2019. The total expended to June 30, 2019 for the entire Measure Q bond program was \$173,540,045.

2. Planning

- a. **Consultant Pools.** The existing professional consultant pools have been in place nearly five years.
 - During the past quarter all except one consultant pool – the Commissioning Services firms pool - have been refreshed through the formal Request for Qualifications (RFQ) process. Additionally, a new consulting services pool – for MEP (Mechanical, Electrical and Plumbing) Engineering Services firms – has been established through the formal RFQ process. Statements of Qualifications were evaluated by a committee, and the Board approved committee recommendations for the District’s consultant pools for MEP Engineering Services firms, Inspection Services firms, Testing and Special Inspections Services firms, and CM (Construction Management) Services firms. These pools have been established for the next five years. The approved firms are listed for each consultant pool on pages 3 and 4 of this document.
 - The remaining consultant pool – Commissioning Services firms – will be refreshed in 2020.
- b. **District Design Standards:** New revisions and possible future modifications are being tracked and recorded for the next update, which is not anticipated until early spring 2020.
 - **Signage Standards:** Signage standards revisions have been completed and new campus directory maps are in progress for Fairfield and Vacaville campuses.
- c. **Vallejo Belvedere Property Lot Line Adjustment:** Minor lot line adjustment is in progress to remedy an encroachment issue.

3. Project Update for Active Projects

FAIRFIELD CAMPUS:

- a. **Science Building (Phase I) Project:**
 - Notice of Completion (NOC) was recorded on April 19.
 - DSA (Division of the State Architect) Close-out was completed and certification was received on June 14.

- Punch List work, which is still underway, is being tracked for final completion as the warranty period has started.
 - Close-out documents and processes proceed.
 - The bulk of furniture and equipment have been ordered and delivered / installed on site.
 - The Veterans Center program has moved into its new space.
- b. **Library/Learning Resource Center Project (Building 100 Replacement):**
- Final plans were submitted to DSA for approval.
 - Received updated Savings-by-Design Agreement.
 - Furniture and equipment selection will be resumed in January, closer to occupancy.
 - Swinerton was selected as the CM (Construction Manager).
 - Consultants – Environmental and Geotechnical – have been selected. Yocha Dehe Monitoring was selected for archeological monitoring.
 - Planning continues for relocation of Graphics and other functions that are not moving into the new Library/Learning Resource Center.
- c. **Horticulture Improvements – Phase 2 Modular Restroom:** Completion of this project has re-started with the bonding company completing the Punch List work.

VACAVILLE CAMPUS:

- d. **Vacaville Center Intersection Improvements Project:**
- Encroachment Permit signed off.
 - Project accepted by City.
 - Close out activities completed.
- e. **Vacaville Annex Building:**
- The exterior decorative wood corbels design solution is proceeding.
 - Monument sign was completed in May.

VALLEJO CAMPUS: No work at this campus this reporting period.

DISTRICTWIDE PROJECTS:

- f. **IT Infrastructure Project – Phase 2**
- Equipment purchases continue.
- g. **Small Capital Projects:**
- Small Capital Projects in progress:
 - B300 Room 306 Modifications - Dissection tables have been removed.
 - B300 Exterior Room Identification Signage - Signage was completed.
 - B300 Modifications – Mailroom and Graphics – In design.
 - Baseball and Soccer Bleachers - Architect selection is in process with design start scheduled to begin in early August.
 - Portables Low Voltage Revisions – Balance of remaining work to be done next quarter.

4. Communications

a. **User Groups:**

- Fairfield Campus – Science Building: Science and Veterans Center faculty and staff engaged with furniture, equipment and move planning meetings.
- Fairfield Campus – Library/Learning Resource Center: Final sign-off meeting was held on 4/22/19. FF&E selection process on hold until January 2020 to allow for more current selection.

b. **Community Outreach:**

- In 2015, the Board approved a Small, Local and Diverse Business (SLDB) Program to ensure inclusion of Solano County businesses in contracting and supplier opportunities generated by the Measure Q bond program.
- Revisions to the SLDB Program were approved by the Board on June 6, 2018. For contracts initiated after June 6, 2018, the participation goal was revised to be 20% of the construction cost, achievable through the combined participation of the following:
 - Local DBE Businesses (minimum 10%)
 - Local non-DBE Businesses
 - Non-local DBE Businesses

The participation goal is per project for large projects, and overall for small projects. The status of SLDB participation in the bond projects is tracked and reported at regular intervals, with a final reporting at the end of each project.

Following are the current participation statistics.

- Status Small Capital Projects – Phase 1 (participation goal 15%)
Construction Contracts, \$1.59M, (100% contracts in place)

Certified Small Local Diverse Businesses	\$160,782	10.09%
Local Businesses	\$261,291	16.41%
- Status Small Capital Projects – Phase 2 (participation goal 20%)
Construction Contracts, \$570,307

Certified Small Local Diverse Businesses	\$16,295	2.9%
Local Businesses	\$0	0%
Non-local Certified DBEs	\$554,012	97.1%

c. **City and Local Agency Communications:**

- Communications with and site inspections by City of Vacaville staff for the Vacaville Center Intersection Improvements Project.
- Communications with City of Vallejo regarding Vallejo Center Belvedere site.

5. Citizens Bond Oversight Committee (CBOC):

- a. CBOC Meeting was held on April 23. Annual report (FY17/18) was reviewed and approved for presentation to the Board in June. The financial and performance audits, which reported no findings, were reviewed.

b. The next CBOC Meeting is scheduled for August 20, 2019.

6. Board of Trustee Actions – Bond Program Related Items

Board Meeting Minutes can be viewed on the College's website, Solano.edu.

a. **April 3, 2019 Regular Board Meeting (Board Study Session),**

4000 Suisun Valley Road, Fairfield

The following Consent and Action Items were approved at this meeting:

- District Standards Revisions
- Equipment Order to Fisher Scientific for the Fairfield Science Building Project

b. **April 17, 2019 Regular Board Meeting,**

4000 Suisun Valley Road, Fairfield

The following Consent and Action Items were approved at this meeting:

- Resolution No. 18/19-18 Designation and Disposal/Disposition of District Surplus Equipment and Property – Science Building Furniture and Equipment
- Change Order #1 to HM Construction, Inc. for the Horticulture Modular Building Foundation and Site Work Project
- Notice of Completion for Construction Services for the Horticulture Modular Building Foundation and Site Work Project
- Contract Award to Arthulia, Inc. for Construction Services for the Building 1900 Office Renovation Project
- Contract Amendment #1 to Visions Management for Professional Move Management and Move Services for the Science Building Project
- Amendment #2 to Facilities Planning and Consulting Services for the Library/Learning Resource Center Project (Building 100 Replacement)
- Approval of Architectural Consulting Services Pool of Firms
- Approval of Construction Management Consulting Services Pool of Firms
- Notice of Completion for Construction Services for the Fairfield Science Building Project

c. **May 1, 2019 Regular Board Meeting (Board Study Session),**

4000 Suisun Valley Road, Fairfield

The following Consent and Action Items were approved at this meeting:

- Notice of Completion for Construction Services for the Veterans Center Monument Sign Project
- Notice of Completion for Construction Services for the Fairfield Network Connectivity to Baseball & Softball Fields Project
- Approval of Mechanical/Electrical/Plumbing Engineering Services Pool of Firms
- Measure Q Bond Spending Plan Update #17
- Contract Award to CA Architects for the Vacaville Center Annex Building Corbels Removal Project
- Contract Award to Kate Keating Associates, Inc. for Graphic Design Services for Vacaville Center Map and Wayfinding Standards Revisions Project

Information Items:

- Measure Q Quarterly Progress Update Report to the Governing Board

d. **May 15, 2019 Regular Board Meeting,**

4000 Suisun Valley Road, Fairfield

The following Consent and Action Items were approved at this meeting:

- Resolution No. 18/19-22 Approval to Prequalify Contractors for the Library/Learning Resource Center Project (Building 100 Replacement)
- Contract Amendment #2 to Visions Management for Professional Move Management and Move Services for the Science Building Project

e. **June 5, 2019 Regular Board Meeting (Board Study Session),**

4000 Suisun Valley Road, Fairfield

The following Consent and Action Items were approved at this meeting:

- Notice of Completion for Construction Services for the Vacaville Center Annex Building Monument Sign Project – Arthulia, Inc.
- Notice of Completion for Construction Services for the Vacaville Center Annex Building Monument Sign Project – Ellis & Ellis Sign Systems
- Approval of DSA Project Inspector Services Pool of Firms
- Approval of Material Testing and Special Inspection Services Pool of Firms
- Contract Award to HMR Architects for Professional Services for Building 300 Modifications: Mailroom and Graphics Project
- Contract Award (Surety Takeover Agreement) to Fidelity and Deposit Company of Maryland for Horticulture Modular Restroom Building Project

f. **June 19, 2019 Regular Board Meeting (Vallejo Center),**

545 Columbus Parkway, Vallejo

The following Consent and Action Items were approved at this meeting:

- Contract Award to Swinerton Management and Consulting for Construction Management Services for the Library/Learning Resource Center Project (Building 100 Replacement)
- Contract Award to CSW/ST2 for Property Legal Description/Topo Survey/Utility Survey for the Aeronautics Nut Tree Facility Improvements
- Contract Award to First Carbon Solutions for Biological Surveys and Archaeological Monitoring for Library/Learning Resource Center Project (Building 100 Replacement)
- Five Year Construction Plan

Information Items:

- Citizens Bond Oversight Committee (CBOC) FY 2017-2018 Annual Report to the Governing Board

B. PROGRAM - NEXT 90 DAYS

1. Continued oversight of active projects and planning for future projects.
2. Continued user engagement in all active building projects.
3. Ongoing communication with the campus community regarding any interruptions related to upcoming construction activities.
4. Citizens Bond Oversight Committee Meeting.
5. Continue with Outreach events and efforts.

C. PROGRAM – ISSUES

1. No issues or concerns at this time.

3. FAIRFIELD CAMPUS SUMMARY

A. CURRENT ACTIVITIES – Please see the attached project sheets (Section 9 of this report) for detailed information about the projects. The following is a list of current projects:

1.	Library/Learning Resource Center (Building 100 Replacement)	Section 9, Active Projects
2.	Science Building (Phase 1)	Section 9, Projects in Close Out
3.	Horticulture Phase 2 – Modular Restroom	Section 9, Active Projects
4.	Horticulture Phase 1 – (DSA Close Out)	Section 9, Projects in Close Out

B. NEXT 90 DAYS

1. Library/Learning Resource Center (Building 100 Replacement): Issue RFQ to pre-qualify bidders and bid the project. On-board and transition project management to CM. Complete emptying old portables and prepare them for removal. Select remaining consultants – IOR (Inspector of Record), Testing and Special Inspections, and Commissioning. Plan a ground-breaking ceremony to be held in October.
2. Science Building (Phase 1): Complete Punch List items and Warranty implementation. Finalize all move-ins. Conduct building dedication and ribbon-cutting on August 21.
3. Horticulture Phase 2 – Modular Restroom: Complete Punch List items, complete close out activities, issue Notice of Completion, and obtain DSA certification.
4. Horticulture Phase 1 (DSA Close Out): Close out with DSA once restroom building is completed.
5. Baseball and Soccer Bleachers: Select Architect and begin design. *Project Sheet to be provided with future Quarterly Report.*

C. ISSUES

1. No major issues or concerns at this time.

4. VACAVILLE CAMPUS SUMMARY

- A. CURRENT ACTIVITIES** – Please see the attached project sheets (Section 9 of this report) for detailed information about each project. The following is a list of current projects:

1.	Vacaville Classroom Building 'Annex' Renovation (Phase 2) - Corbels Removal	Section 9, Active Projects
2.	Biotechnology and Science Building - Fume Hood Controls	Section 9, Projects in Close Out

B. NEXT 90 DAYS

1. Vacaville Classroom Building 'Annex' Renovation (Phase 2) - Corbels Removal: Complete design, receive bids and award construction contract, if possible prior to wet weather.
2. Biotechnology and Science Building - Fume Hood Controls: Complete programming.
3. Aeronautics Building: Begin survey work at the Nut Tree Facility. Issue an RFP for design services. *Project Sheet to be provided with future Quarterly Report.*

C. ISSUES

1. No major issues or concerns at this time.

5. VALLEJO CAMPUS SUMMARY

A. CURRENT ACTIVITIES

1. No projects at this time.

B. NEXT 90 DAYS

1. No projects at this time.

C. ISSUES

1. No major issues or concerns at this time.

6. DISTRICTWIDE PROJECTS SUMMARY

- A. CURRENT ACTIVITIES** – Please see the attached project sheets (Section 9 of this report) for detailed information about each project. The following is a list of current projects:

1.	IT Infrastructure Improvements (Phase 2)	Section 9, Active Projects
2.	Small Capital Projects: Portables Low Voltage Revisions	Section 9, Active Projects
3.	Small Capital Projects: B300 Modifications – Graphics & Mailroom	Section 9, Active Projects
4.	Planning, Assessments & Program Management	Section 9, Active Projects

B. NEXT 90 DAYS

1. IT Infrastructure Improvements (Phase 2): Equipment purchases continue.
2. Small Capital Projects: Portables Low Voltage Revisions: Balance of remaining work to be done next quarter.
3. Small Capital Projects: 300 Modifications – Graphics & Mailroom: Continue with design.
4. Planning, Assessments & Program Management: On-going activities of the District bond team, program management team, and consultants to support the Bond program.

C. ISSUES

1. No major issues or concerns at this time.

7. FINANCIAL SUMMARY

A. BUDGET UPDATE

1. Please see the attached “Program Summary Budget” for a project by project view of the budget. Through June 30, 2019, a total of \$173,540,045 has been expended against the bond program budget of \$351,829,446. This current budget includes \$3,829,446 net interest earned through December 31, 2018. This financial period, April 1, 2019 through June 30, 2019, expenditures totaled \$3,377,144.
2. Projected spending cash flow continues to be monitored in relation to bond spending requirements.

B. RESERVE STATUS

Reserve for the Measure Q Bond Program is based on the approved May 1, 2019 Revised Bond Spending Plan. Bond interest accrues annually.

C. CONTRACT STATUS

The Program Summary Report provides “Current Project Budget” and “Measure Q Expenditure” information through June 30, 2019.

D. PAYMENT STATUS

Contractor and Consultant payments have been processed within a satisfactory time period.

8. PROGRAM BUDGET SUMMARY

- A. Program Budget Summary – organized by Program, Campus and Project, and based on BOT approved May 1, 2019 Revised Bond Spending Plan.



August 21, 2019 Quarterly Report

Status ⁽⁴⁾	PROJECT NAME	PROJECT BUDGET AS OF 12/05/2018 BSP ⁽¹⁾	BOT APPROVED CHANGE	PROJECT BUDGET 2/06/2019 BSP ⁽²⁾	OTHER FUNDING BUDGET ⁽³⁾	REDEVELOPMENT FUND	OTHER FUNDING EXPENDITURES AS OF 06/30/2019 ⁽⁵⁾	MEASURE Q EXPENDITURES AS OF 06/30/2019 ⁽⁵⁾	PERCENT SPENT	PROJECT NO.
	FF CAMPUS									
A	Library & Learning Resource Center	\$ 24,300,000		\$ 24,300,000	\$ 20,148,000	\$ 1,500,000	\$ 2,620,063	\$ 507,895	6.8%	820110
C	Performing Arts Building (Phase 1 B1200 Renovation)	\$ 6,229,718		\$ 6,229,718	\$ 13,760,000		\$ 13,760,000	\$ 6,229,718	100.0%	821210/821220/821215
F	Performing Arts Building (Phase 2)	\$ 13,700,000		\$ 13,700,000				\$ 33,151	0.2%	821230
A	Science Building (Phase 1)	\$ 36,600,000		\$ 36,600,000				\$ 33,858,419	92.5%	820310
F	Science & Math Building (Phase 2)	\$ 8,000,000		\$ 8,000,000					0.0%	TBD
F	Career Technology Building (CTE)	\$ 3,000,000		\$ 3,000,000					0.0%	TBD
A	Agriculture (Horticulture)	\$ 2,000,000		\$ 2,000,000				\$ 1,266,354	63.3%	821030/821035
	VV CAMPUS									
A	VV Classroom Building Purchase & Renovation	\$ 8,200,000		\$ 8,200,000				\$ 6,971,685	85.0%	830200/830210/830220
A	Biotechnology & Science Building	\$ 33,383,435		\$ 33,383,435				\$ 33,291,070	99.7%	830310/830320/830330
A	Aeronautics & Workforce Development Building	\$ 15,000,000		\$ 15,000,000				\$ 1,275,858	8.5%	830400/830410/830420
F	Student Success Center/LRC	\$ 15,500,000		\$ 15,500,000					0.0%	TBD
F	Fire Training	\$ 6,250,000		\$ 6,250,000					0.0%	TBD
A	Vacaville Center HVAC Upgrade	\$ 2,153,557	\$ (3,251)	\$ 2,150,306				\$ 2,147,787	99.9%	830230
	VJ CAMPUS									
C	Vallejo Property Purchase Belvedere	\$ 4,794,343		\$ 4,794,343				\$ 4,794,343	100.0%	840310
C	Vallejo Property Purchase Northgate	\$ 6,871,471		\$ 6,871,471				\$ 6,871,471	100.0%	840910
F	Site Improvements	\$ 2,825,000		\$ 2,825,000					0.0%	840920/840320
C	Autotechnology Building	\$ 23,735,961		\$ 23,735,961				\$ 23,735,961	100.0%	840210/840220
F	Student Success Center/LRC	\$ 22,000,000		\$ 22,000,000					0.0%	TBD
F	Career Technology Building	\$ 19,800,000		\$ 19,800,000					0.0%	TBD
C	Vallejo Center HVAC Upgrade	\$ 2,135,178		\$ 2,135,178				\$ 2,135,178	100.0%	840430
	INFRASTRUCTURE IMPROVEMENTS									
A	IT Infrastructure Improvements	\$ 14,200,000		\$ 14,200,000					40.9%	812100/812500 to 812590
C	Utility Infrastructure Upgrade (Energy)	\$ 24,671,331		\$ 24,671,331	\$ 712,447		\$ 712,447	\$ 24,671,331	100.0%	814010/814020/814030/814040/814050
	ADA & CLASSROOM IMPROVEMENTS									
A	Small Capital Projects	\$ 8,753,246		\$ 8,753,246				\$ 3,599,043	41.1%	813005 to 813046
A	ADA Improvements	\$ 10,900,000		\$ 10,900,000	\$ 50,000		\$ 50,000	\$ 388,082	4.0%	813210
	PLANNING, ASSESSMENTS & PROGRAM MANAGEMENT									
A	Program Management, District Support and Planning	\$ 25,400,000		\$ 25,400,000				\$ 15,426,957	60.7%	811010/811011/811020/811021/811030
	RESERVE & INTEREST									
	Program Reserve	\$ 11,072,666	\$ 27,802	\$ 11,100,468						
	Treasury Fees	\$ -		\$ -				\$ 528,185		
	TOTAL BOND SPENDING PLAN	\$ 351,475,906		\$ 351,500,457	\$ 34,670,447	\$ 1,500,000	\$ 17,142,510	\$ 173,540,045	49.5%	

⁽¹⁾ Per Bond Spending Plan Revision Approved by BOT 12/5/2018

⁽²⁾ Per Bond Spending Plan Revision Approved by BOT 2/6/2019

⁽³⁾ Note other funding sources include State Funding, Proposition 39 Energy and Solano Transportation Authority

⁽⁴⁾ A=Active Project; F=Future Project/Project On Hold; C=Closed Project. VV Aeronautics Project activity associated with property purchase and schematic design/budget confirmation only.

⁽⁵⁾ District is currently in fiscal year-end close and is also in process of the annual financial audit, any variances will be included in the next quarterly report.

9. SCHEDULE FOR MAJOR ACTIVE BUILDING PROJECTS

- A. Schedule for Major Active Building Projects based on February 6, 2019 Board Approved Revised Bond Spending Plan.

Note that the following schedule for IT Infrastructure Improvements reflects Phase 2 (Tranche 2), as that is the portion of the project that is active. Completed projects are no longer included.

10. PROJECT REPORTS

- A. Project Report Updates for Active Projects
- B. Project Report Update for Projects in Close Out
- C. Project Report Updates for Closed Projects

Project Reports include a dashboard column next to schedule and budget indicating one of the following:

- “Green” – OK. Project is on schedule and on budget.
- “Yellow” – Caution. Project is significantly delayed with some impacts, but solutions are in place to mitigate any impacts. Project is at 0% budget contingency remaining balance and project is not near completion.
- “Red” – Project is significantly delayed and/or over budget and may require Board approval of budget change.

ACTIVE PROJECTS



Solano Community College Library/Learning Resource Center (Building 100 Replacement)

A/E: Noll & Tam Architects

Contractor: TBD

Status: Active

PROJECT SUMMARY

Project: Library/Learning Resource Center

Project Scope:

This project includes design and construction of a new Fairfield Campus Library/Learning Resource Center to replace the B100 Library, demolition of old portable buildings and B100 Library, and site restoration of these areas. The project will include the following components: planning, surveys and technical studies, design, construction, demolition, furniture, fixtures and equipment, inspection and project/construction management.

Project Manager: Noe Ramos (Kitchell)

Status: Active

Construction Manager: Cary Talbott (Swinerton)

Original Project Budget: \$42,681,000

Current Project Budget: \$45,948,000

Project Start: November 2017

Project End: December 2021

Legend	
<input type="checkbox"/>	Not Started
<input type="checkbox"/>	In Progress
<input checked="" type="checkbox"/>	Completed

SCHEDULE

DESCRIPTION	Design			DSA	BID	IN CONST	% Comp.	OCCUPIED	CLOSE-OUT	ON SCHED	COMMENTS
	SD	DD	CD								
Bidding Phase	<input checked="" type="checkbox"/>	<input checked="" type="checkbox"/>	<input checked="" type="checkbox"/>	<input checked="" type="checkbox"/>	<input type="checkbox"/>	<input type="checkbox"/>	5%	<input type="checkbox"/>	<input type="checkbox"/>	Yes	Prequalifying General Contractors

BUDGET

FUNDING SOURCE: Measure Q, State Funding, and Redevelopment Pass-Through Funding

JCAF	Amount Budgeted			Total Budget (A)	Encumbered (B)	Forecast to Complete (C)	Forecast at Completion (B+C)	Expenditures to Date (E)	Encumbrance Balance (B-E=F)	Budget Balance (A-B=G)
	Measure Q	State Capital Outlay	Redevelopment Pass-Through Funds							
1. SITE ACQUISITION	\$ -	\$ -	\$ -	\$ -	\$ -	\$ -	\$ -	\$ -	\$ -	\$ -
2. PLANS	\$ 57,029	\$ -	\$ -	\$ 57,029	\$ 48,217	\$ 8,812	\$ 57,029	\$ 43,405	\$ 4,812	\$ 8,812
3. WORKING DRAWINGS	\$ 118,857	\$ -	\$ -	\$ 118,857	\$ 22,360	\$ 96,497	\$ 118,857	\$ 22,360	\$ -	\$ 96,497
4. CONSTRUCTION	\$ 20,675,540	\$ -	\$ -	\$ 20,675,540	\$ 10,934	\$ 20,664,606	\$ 20,675,540	\$ 10,934	\$ -	\$ 20,664,606
5. CONTINGENCY	\$ 1,958,214	\$ -	\$ -	\$ 1,958,214	\$ -	\$ 1,958,214	\$ 1,958,214	\$ -	\$ -	\$ 1,958,214
6. ARCHITECTURAL AND ENGINEERING OVERSIGHT	\$ 333,539	\$ -	\$ -	\$ 333,539	\$ 305,539	\$ 28,000	\$ 333,539	\$ -	\$ 305,539	\$ 28,000
7. TESTS AND INSPECTIONS	\$ -	\$ -	\$ -	\$ -	\$ -	\$ -	\$ -	\$ -	\$ -	\$ -
8. CONSTRUCTION MANAGEMENT	\$ 724,000	\$ -	\$ -	\$ 724,000	\$ -	\$ 724,000	\$ 724,000	\$ -	\$ -	\$ 724,000
9. TOTAL CONSTRUCTION COSTS (4 THRU 8 ABOVE)	\$ 23,691,293	\$ -	\$ -	\$ 23,691,293	\$ 316,473	\$ 23,374,820	\$ 23,691,293	\$ 10,934	\$ 305,539	\$ 23,374,820
10. FURNITURE AND GROUP II EQUIPMENT	\$ 432,821	\$ -	\$ -	\$ 432,821	\$ 432,821	\$ -	\$ 432,821	\$ 431,196	\$ 1,625	\$ -
MEASURE Q - PROJECT COST	\$ 24,300,000	\$ -	\$ -	\$ 24,300,000	\$ 819,871	\$ 23,480,129	\$ 24,300,000	\$ 507,895	\$ 311,976	\$ 23,480,129
1. SITE ACQUISITION	\$ -	\$ -	\$ -	\$ -	\$ -	\$ -	\$ -	\$ -	\$ -	\$ -
2. PLANS	\$ -	\$ 1,543,000	\$ -	\$ 1,543,000	\$ 1,543,000	\$ -	\$ 1,543,000	\$ 1,543,000	\$ -	\$ -
3. WORKING DRAWINGS	\$ -	\$ 1,209,000	\$ -	\$ 1,209,000	\$ 1,087,074	\$ 121,926	\$ 1,209,000	\$ 1,077,063	\$ 10,011	\$ 121,926
4. CONSTRUCTION	\$ -	\$ 11,601,000	\$ -	\$ 11,601,000	\$ -	\$ 11,601,000	\$ 11,601,000	\$ -	\$ -	\$ 11,601,000
5. CONTINGENCY	\$ -	\$ 1,532,000	\$ -	\$ 1,532,000	\$ -	\$ 1,532,000	\$ 1,532,000	\$ -	\$ -	\$ 1,532,000
6. ARCHITECTURAL AND ENGINEERING OVERSIGHT	\$ -	\$ 652,000	\$ -	\$ 652,000	\$ 652,000	\$ -	\$ 652,000	\$ -	\$ 652,000	\$ -
7. TESTS AND INSPECTIONS	\$ -	\$ 648,000	\$ -	\$ 648,000	\$ -	\$ 648,000	\$ 648,000	\$ -	\$ -	\$ 648,000
8. CONSTRUCTION MANAGEMENT	\$ -	\$ 674,000	\$ -	\$ 674,000	\$ -	\$ 674,000	\$ 674,000	\$ -	\$ -	\$ 674,000
9. TOTAL CONSTRUCTION COSTS (4 THRU 8 ABOVE)	\$ -	\$ 15,107,000	\$ -	\$ 15,107,000	\$ 652,000	\$ 14,455,000	\$ 15,107,000	\$ -	\$ 652,000	\$ 14,455,000
10. FURNITURE AND GROUP II EQUIPMENT	\$ -	\$ 2,289,000	\$ -	\$ 2,289,000	\$ -	\$ 2,289,000	\$ 2,289,000	\$ -	\$ -	\$ 2,289,000
STATE CAPITAL OUTLAY - PROJECT COST	\$ -	\$ 20,148,000	\$ -	\$ 20,148,000	\$ 3,282,074	\$ 16,865,926	\$ 20,148,000	\$ 2,620,063	\$ 662,011	\$ 16,865,926
4. CONSTRUCTION	\$ -	\$ -	\$ 1,500,000	\$ 1,500,000	\$ -	\$ 1,500,000	\$ 1,500,000	\$ -	\$ -	\$ 1,500,000
REDEVELOPMENT FUND - PROJECT TOTAL	\$ 1,500,000	\$ -	\$ -	\$ 1,500,000	\$ -	\$ 1,500,000	\$ 1,500,000	\$ -	\$ -	\$ 1,500,000
TOTAL PROJECT COST	\$ 24,300,000	\$ 20,148,000	\$ 1,500,000	\$ 45,948,000	\$ 4,101,945	\$ 41,846,055	\$ 45,948,000	\$ 3,127,958	\$ 973,987	\$ 41,846,055

Issues and Concerns

1. No issues or concerns at this time.

Next 90 Days

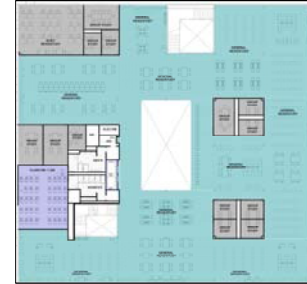
- RFQs for general contractors attempting to prequalify due.
- Issue for bid to prequalified general contractors.
- Issue RFPs for consultants for construction phase inspections, material testing and special inspection, and commissioning.
- Submit bid package to State for approval.
- Receive State release of Construction Phase funding.
- Issue NTP to general contractor.



South Façade and Entry



First Floor Plan



Second Floor Plan



SOLANO
COMMUNITY COLLEGE



Solano Community College Horticulture Phase 2 - Modular Restroom

A/E: MADI Architecture Contractors: Impact Construction; HM Construction Status: Active

PROJECT SUMMARY

Project: Horticulture Phase 2 - Modular Restroom			
Project Scope: Fabrication, construction and installation of a DSA approved modular restroom building for the Horticulture program planting areas on the Fairfield Campus	Project Manager: Jason Yi	Status: Active	
	Original Project Budget: \$342,000	Current Project Budget: \$422,194	
	Project Start: August 2017	Project End: August 2019	

Legend
<input type="checkbox"/> Not Started
<input type="checkbox"/> In Progress
<input checked="" type="checkbox"/> Completed

SCHEDULE

DESCRIPTION	Design			DSA	BID	IN CONST	% Comp.	OCCUPIED	CLOSE-OUT	ON SCHED	COMMENTS
	SD	DD	CD								
Construction Phase	■	■	■	■	■	■	95%	<input type="checkbox"/>	<input type="checkbox"/>	No	Completion delayed due to modular company filing Chapter 11 and surety completing the work.

CAUTION

BUDGET

FUNDING SOURCE: Measure Q

JCAF	Amount Budgeted			Total Budget (A)	Encumbered (B)	Forecast to Complete (C)	Forecast at Completion (B+C)	Expenditures to Date (E)	Encumbrance Balance (B-E=F)	Budget Balance (A-B=G)
	Measure Q	State Capital Outlay	Prop 39							
1. SITE ACQUISITION	\$ -	\$ -	\$ -	\$ -	\$ -	\$ -	\$ -	\$ -	\$ -	\$ -
2. PLANS	\$ -	\$ -	\$ -	\$ -	\$ -	\$ -	\$ -	\$ -	\$ -	\$ -
3. WORKING DRAWINGS	\$ 14,698	\$ -	\$ -	\$ 14,698	\$ 8,863	\$ 5,835	\$ 14,698	\$ 8,863	\$ -	\$ 5,835
4. CONSTRUCTION	\$ 365,284	\$ -	\$ -	\$ 365,284	\$ 351,904	\$ 13,380	\$ 365,284	\$ 299,214	\$ 52,690	\$ 13,380
5. CONTINGENCY	\$ 9,292	\$ -	\$ -	\$ 9,292	\$ -	\$ 9,292	\$ 9,292	\$ -	\$ -	\$ 9,292
6. ARCHITECTURAL AND ENGINEERING OVERSIGHT	\$ 13,910	\$ -	\$ -	\$ 13,910	\$ 13,910	\$ -	\$ 13,910	\$ -	\$ 13,910	\$ -
7. TESTS AND INSPECTIONS	\$ 19,010	\$ -	\$ -	\$ 19,010	\$ 19,010	\$ -	\$ 19,010	\$ 9,471	\$ 9,539	\$ -
8. CONSTRUCTION MANAGEMENT	\$ -	\$ -	\$ -	\$ -	\$ -	\$ -	\$ -	\$ -	\$ -	\$ -
9. TOTAL CONSTRUCTION COSTS (4 THRU 8 ABOVE)	\$ 407,496	\$ -	\$ -	\$ 407,496	\$ 384,824	\$ 22,672	\$ 407,496	\$ 308,685	\$ 76,139	\$ 22,672
10. FURNITURE AND GROUP II EQUIPMENT	\$ -	\$ -	\$ -	\$ -	\$ -	\$ -	\$ -	\$ -	\$ -	\$ -
11. TOTAL PROJECT COST	\$ 422,194	\$ -	\$ -	\$ 422,194	\$ 393,687	\$ 28,507	\$ 422,194	\$ 317,549	\$ 76,139	\$ 28,507

OK

Issues and Concerns

1. Completion delayed due to modular company filing bankruptcy. Currently working with company's insurance company to complete Punch List items.

Next 90 Days

1. Completion of Punch List items.
2. Final cleaning of building.
3. Close out project with DSA.



Completed Fire Alarm System Installation



Modular Restroom Building and Surrounding Hardscape



**Solano Community College
VV Classroom Building 'Annex' Renovation (Phase 2)**

A/E: CA Architects

Contractor: McCuen Construction Status: Active

(Primary Project)



PROJECT SUMMARY

Project: VV Classroom Building Renovation (Phase 2)

Project Scope:
Vacaville Classroom Building Renovation includes required DSA Certification building upgrades to provide instructional and student support spaces at the Vacaville Center site. The project will include the following components: building purchase, planning, assessments, surveys, design and construction; furniture, fixtures and equipment; project/construction management.

Project Manager:	Noe Ramos (sign and corbels)	Status:	Active
Original Project Budget:	\$4,607,681	Current Project Budget:	\$3,812,147
Project Start:	May 2017	Project End:	October 2019

Legend	
<input type="checkbox"/>	Not Started
<input type="checkbox"/>	In Progress
<input checked="" type="checkbox"/>	Completed

SCHEDULE

DESCRIPTION	Design			DSA	BID	IN CONST	% Comp.	OCCUPIED	CLOSE-OUT	ON SCHED	COMMENTS
	SD	DD	CD								
Close Out Phase	<input checked="" type="checkbox"/>	<input checked="" type="checkbox"/>	<input checked="" type="checkbox"/>	<input checked="" type="checkbox"/>	<input checked="" type="checkbox"/>	<input checked="" type="checkbox"/>	99%	<input checked="" type="checkbox"/>	<input type="checkbox"/>	Yes	Building Project construction completed and closed. Several small additional projects in progress.

OK

BUDGET

FUNDING SOURCE: Measure Q

JCAF	Amount Budgeted			Total Budget (A)	Encumbered (B)	Forecast to Complete (C)	Forecast at Completion (B+C)	Expenditures to Date (E)	Encumbrance Balance (B-E=F)	Budget Balance (A-B=G)
	Measure Q	State Capital Outlay	Prop 39							
1. SITE ACQUISITION	\$ -	\$ -	\$ -	\$ -	\$ -	\$ -	\$ -	\$ -	\$ -	\$ -
2. PLANS	\$ 139,815	\$ -	\$ -	\$ 139,815	\$ 139,537	\$ 278	\$ 139,815	\$ 139,537	\$ -	\$ 278
3. WORKING DRAWINGS	\$ 228,759	\$ -	\$ -	\$ 228,759	\$ 228,759	\$ -	\$ 228,759	\$ 215,239	\$ 13,520	\$ -
4. CONSTRUCTION	\$ 2,518,192	\$ -	\$ -	\$ 2,518,192	\$ 2,469,336	\$ 48,856	\$ 2,518,192	\$ 2,468,192	\$ 1,145	\$ 48,856
5. CONTINGENCY	\$ 351,849	\$ -	\$ -	\$ 351,849	\$ -	\$ 351,849	\$ 351,849	\$ -	\$ -	\$ 351,849
6. ARCHITECTURAL AND ENGINEERING OVERSIGHT	\$ 102,050	\$ -	\$ -	\$ 102,050	\$ 102,050	\$ -	\$ 102,050	\$ 102,050	\$ -	\$ -
7. TESTS AND INSPECTIONS	\$ 320,204	\$ -	\$ -	\$ 320,204	\$ 303,071	\$ 17,133	\$ 320,204	\$ 303,071	\$ -	\$ 17,133
8. CONSTRUCTION MANAGEMENT	\$ 150,632	\$ -	\$ -	\$ 150,632	\$ 150,632	\$ -	\$ 150,632	\$ 150,632	\$ -	\$ -
9. TOTAL CONSTRUCTION COSTS (4 THRU 8 ABOVE)	\$ 3,442,927	\$ -	\$ -	\$ 3,442,927	\$ 3,025,089	\$ 417,838	\$ 3,442,927	\$ 3,023,945	\$ 1,145	\$ 417,838
10. FURNITURE AND GROUP II EQUIPMENT	\$ 646	\$ -	\$ -	\$ 646	\$ 646	\$ -	\$ 646	\$ 646	\$ -	\$ -
11. TOTAL PROJECT COST	\$ 3,812,147	\$ -	\$ -	\$ 3,812,147	\$ 3,394,031	\$ 418,116	\$ 3,812,147	\$ 3,379,367	\$ 14,665	\$ 418,116

OK

Issues and Concerns

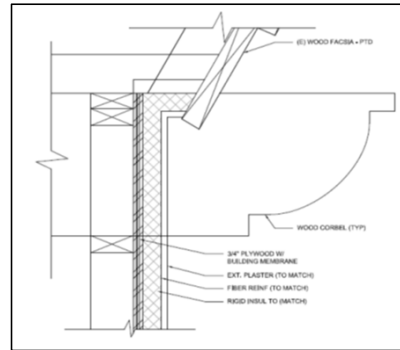
1. No issues or concerns at this time.

Next 90 Days

1. Complete bid documents and issue for bid removal of the exterior decorative wood corbels.
2. Start construction phase of corbel project.



Decorative Wood Corbels to be Removed Due to Dryrot Issues



Detail of existing corbel condition



**Solano Community College
IT Infrastructure Improvements (Phase 2)**

A/E: N/A

Contractor: N/A

Status: Active



PROJECT SUMMARY

Project: IT Infrastructure Improvements

Project Scope:

IT Infrastructure Improvements project is a district-wide technology infrastructure project intended to provide necessary network, communication systems, desktop services and equipment improvements in support of instructional, student support and office spaces. The project includes the following components: planning, assessment, surveys, design and construction; IT and security equipment procurement; and project/construction management.

Project Manager:	James (Kimo) Callilan	Status:	Active
Total Project Budget:	\$14,200,000	Current Ph 2 Project Budget:	\$2,689,020
Original Ph 2 Project Budget:	\$2,489,000		
Project Start:	May 2017	Project End (Phase 2):	June 2020

Legend	
<input type="checkbox"/>	Not Started
<input type="checkbox"/>	In Progress
<input type="checkbox"/>	Completed

SCHEDULE

DESCRIPTION	Design			DSA	BID	IN CONST	% Comp.	OCCUPIED	CLOSE-OUT	ON SCHED	COMMENTS
	SD	DD	CD								
Procurement	<input type="checkbox"/>	<input type="checkbox"/>	<input type="checkbox"/>	<input type="checkbox"/>	<input type="checkbox"/>	<input type="checkbox"/>	67%	<input type="checkbox"/>	<input type="checkbox"/>	Yes	

BUDGET

FUNDING SOURCE: Measure Q

JCAF	Amount Budgeted			Total Budget (A)	Encumbered (B)	Forecast to Complete (C)	Forecast at Completion (B+C)	Expenditures to Date (E)	Encumbrance Balance (B-E=F)	Budget Balance (A-B=G)
	Measure Q	State Capital Outlay	Prop 39							
1. Classroom Tech Upgrades	\$ 727,047	\$ -	\$ -	\$ 727,047	\$ 254,340	\$ 472,707	\$ 727,047	\$ 253,804	\$ 536	\$ 472,707
2. Computer Lab Computer Replacement (CLOSED)	\$ 75,273	\$ -	\$ -	\$ 75,273	\$ 75,273	\$ 0	\$ 75,273	\$ 75,273	\$ -	\$ 0
3. Faculty/Staff/Student Computer Replacement	\$ 383,155	\$ -	\$ -	\$ 383,155	\$ 258,229	\$ 124,926	\$ 383,155	\$ 257,753	\$ 475	\$ 124,926
4. Student Laptop Replacement (CLOSED)	\$ 67,526	\$ -	\$ -	\$ 67,526	\$ 67,526	\$ 0	\$ 67,526	\$ 67,526	\$ -	\$ 0
5. Building 100 Generator (CLOSED)	\$ 490,321	\$ -	\$ -	\$ 490,321	\$ 490,321	\$ -	\$ 490,321	\$ 490,321	\$ -	\$ -
6. Security Camera System Upgrade	\$ 110,937	\$ -	\$ -	\$ 110,937	\$ 10,509	\$ 100,428	\$ 110,937	\$ 10,509	\$ -	\$ 100,428
7. Security Camera Replacement Program	\$ 62,196	\$ -	\$ -	\$ 62,196	\$ 8,496	\$ 53,700	\$ 62,196	\$ 8,496	\$ -	\$ 53,700
8. Annual Network Upgrades	\$ 443,451	\$ -	\$ -	\$ 443,451	\$ 359,855	\$ 83,595	\$ 443,451	\$ 359,855	\$ -	\$ 83,595
9. Printer & Copier Replacement	\$ 95,000	\$ -	\$ -	\$ 95,000	\$ 53,219	\$ 41,781	\$ 95,000	\$ 53,219	\$ -	\$ 41,781
10. Email System Upgrade	\$ 110,691	\$ -	\$ -	\$ 110,691	\$ 110,641	\$ 50	\$ 110,691	\$ 110,641	\$ -	\$ 50
11. Vacaville (Annex) Technology Upgrade	\$ 123,423	\$ -	\$ -	\$ 123,423	\$ 109,181	\$ 14,242	\$ 123,423	\$ 109,181	\$ -	\$ 14,242
11. TOTAL PROJECT COST	\$ 2,689,020	\$ -	\$ -	\$ 2,689,020	\$ 1,797,588	\$ 891,431	\$ 2,689,020	\$ 1,796,577	\$ 1,011	\$ 891,431

Issues and Concerns

1. No issues or concerns at this time.

Next 90 Days

1. Continue network upgrades and computer replacement.



Solano Community College
Small Capital Projects - B300 Modifications - Graphics & Mailroom

A/E: HMR Architects

Contractor: TBD

Status: Active



PROJECT SUMMARY

Project: Small Capital Projects - B300 Modifications - Graphics & Mailroom	
Project Scope: The Mailroom and Graphics Project consists of the renovation of two existing spaces in Building 300. These spaces will be converted into the District's new mailroom and graphics services spaces. The project will include the following components: planning, design and construction.	Project Manager: Noe Ramos Status: Design
	Original Project Budget: \$250,000 Current Project Budget: \$250,000
	Project Start: June 2019 Project End: March 2020

Legend	
<input type="checkbox"/>	Not Started
<input type="checkbox"/>	In Progress
<input checked="" type="checkbox"/>	Completed

SCHEDULE

DESCRIPTION	Design			DSA	BID	IN CONST	% Comp.	OCCUPIED	CLOSE-OUT	ON SCHED	COMMENTS
	SD	DD	CD								
Schematic Design Phase	<input checked="" type="checkbox"/>	<input type="checkbox"/>	<input type="checkbox"/>	<input type="checkbox"/>	<input type="checkbox"/>	<input type="checkbox"/>	20%	<input type="checkbox"/>	<input type="checkbox"/>	Yes	

OK

BUDGET

FUNDING SOURCE: Measure Q

JCAF	Amount Budgeted			Total Budget (A)	Encumbered (B)	Forecast to Complete (C)	Forecast at Completion (B+C)	Expenditures to Date (E)	Encumbrance Balance (B-E=F)	Budget Balance (A-B=G)
	Measure Q	State Capital Outlay	Prop 39							
1. SITE ACQUISITION	\$ -	\$ -	\$ -	\$ -	\$ -	\$ -	\$ -	\$ -	\$ -	\$ -
2. PLANS	\$ -	\$ -	\$ -	\$ -	\$ -	\$ -	\$ -	\$ -	\$ -	\$ -
3. WORKING DRAWINGS	\$ 26,800	\$ -	\$ -	\$ 26,800	\$ 26,800	\$ -	\$ 26,800	\$ -	\$ 26,800	\$ -
4. CONSTRUCTION	\$ 200,000	\$ -	\$ -	\$ 200,000	\$ -	\$ 200,000	\$ 200,000	\$ -	\$ -	\$ 200,000
5. CONTINGENCY	\$ 20,000	\$ -	\$ -	\$ 20,000	\$ -	\$ 20,000	\$ 20,000	\$ -	\$ -	\$ 20,000
6. ARCHITECTURAL AND ENGINEERING OVERSIGHT	\$ -	\$ -	\$ -	\$ -	\$ -	\$ -	\$ -	\$ -	\$ -	\$ -
7. TESTS AND INSPECTIONS	\$ -	\$ -	\$ -	\$ -	\$ -	\$ -	\$ -	\$ -	\$ -	\$ -
8. CONSTRUCTION MANAGEMENT	\$ -	\$ -	\$ -	\$ -	\$ -	\$ -	\$ -	\$ -	\$ -	\$ -
9. TOTAL CONSTRUCTION COSTS (4 THRU 8 ABOVE)	\$ 220,000	\$ -	\$ -	\$ 220,000	\$ -	\$ 220,000	\$ 220,000	\$ -	\$ -	\$ 220,000
10. FURNITURE AND GROUP II EQUIPMENT	\$ 3,200	\$ -	\$ -	\$ 3,200	\$ -	\$ -	\$ -	\$ -	\$ -	\$ 3,200
11. TOTAL PROJECT COST	\$ 250,000	\$ -	\$ -	\$ 250,000	\$ 26,800	\$ 220,000	\$ 246,800	\$ -	\$ 26,800	\$ 223,200

OK

Issues and Concerns
1. No issues or concerns at this time.

Next 90 Days
1. Develop Schematic Design Documents. 2. Develop Design Development Documents. 3. Develop Construction Documents.



**Solano Community College
Planning, Assessments & Program Management**

Program Manager: Kitchell CEM

Contractor: N/A

Status: Active

PROJECT SUMMARY

Project: Planning, Assessments & Program Management

Project Scope:

This Bond Spending Plan budget category includes District-wide Planning, Assessments and Program Management. It is comprised of work associated with overall bond program implementation, including district bond team, program management services, professional services bond (bond counsel, bond performance audit), professional services for bond start-up and District EMP/FMP/Standards/Studies.

Program Manager: Priscilla Meckley	Status: Active
Original Project Budget: \$25,400,000	Current Project Budget: \$25,400,000
Project Start: July 2013	Project End: December 2036

Legend	
<input type="checkbox"/>	Not Started
<input type="checkbox"/>	In Progress
<input checked="" type="checkbox"/>	Completed

SCHEDULE

DESCRIPTION	Design			DSA	BID	IN CONST	% Comp.	OCCUPIED	CLOSE-OUT	ON SCHED	COMMENTS
	SD	DD	CD								
This project sheet includes budget and expenditure information for the duration of the bond program. Only Tranche 1 & 2 duration of 2013 - 2020 is active.	<input type="checkbox"/>	<input type="checkbox"/>	<input type="checkbox"/>	<input type="checkbox"/>	<input type="checkbox"/>	<input type="checkbox"/>	NA	<input type="checkbox"/>	<input type="checkbox"/>	Yes	

OK

Expenditures

FUNDING SOURCE: Measure Q

Categories	Amount Budgeted			Total Budget (A)	Encumbered (B)	Forecast to Complete (C)	Forecast at Completion (B+C)	Expenditures to Date (E)	Encumbrance Balance (B-E=F)	Budget Balance (A-B=G)
	Measure Q	State Capital Outlay	Prop 39							
1. Program Management Consultants	\$ 10,251,711	\$ -	\$ -	\$ 10,251,711	\$ 9,957,859	\$ 293,852	\$ 10,251,711	\$ 8,730,739	\$ 1,227,120	\$ 293,852
2. Program Management District Staff	\$ 9,285,960	\$ -	\$ -	\$ 9,285,960	\$ 2,650,057	\$ 6,635,903	\$ 9,285,960	\$ 2,650,057	\$ 0	\$ 6,635,903
3. Professional Services Bond	\$ 1,892,012	\$ -	\$ -	\$ 1,892,012	\$ 1,153,492	\$ 738,520	\$ 1,892,012	\$ 1,130,985	\$ 22,507	\$ 738,520
4. Professional Services Bond Start-up (Series A)	\$ 919,350	\$ -	\$ -	\$ 919,350	\$ 919,350	\$ 0	\$ 919,350	\$ 919,350	\$ -	\$ 0
5. Professional Services Bond Start-up (Series B)	\$ 306,954	\$ -	\$ -	\$ 306,954	\$ 306,954	\$ 0	\$ 306,954	\$ 306,954	\$ -	\$ 0
6. Professional Services Bond Start-up (Series C)	\$ 919,517	\$ -	\$ -	\$ 919,517	\$ 258,237	\$ 661,280	\$ 919,517	\$ 258,237	\$ -	\$ 661,280
7. EMP/FMP/District Standards Bond	\$ 1,824,496	\$ -	\$ -	\$ 1,824,496	\$ 1,432,502	\$ 391,994	\$ 1,824,496	\$ 1,430,635	\$ 1,867	\$ 391,994
	\$ -	\$ -	\$ -	\$ -	\$ -	\$ -	\$ -	\$ -	\$ -	\$ -
	\$ -	\$ -	\$ -	\$ -	\$ -	\$ -	\$ -	\$ -	\$ -	\$ -
	\$ -	\$ -	\$ -	\$ -	\$ -	\$ -	\$ -	\$ -	\$ -	\$ -
	\$ -	\$ -	\$ -	\$ -	\$ -	\$ -	\$ -	\$ -	\$ -	\$ -
11. TOTAL PROJECT COST	\$ 25,400,000	\$ -	\$ -	\$ 25,400,000	\$ 16,678,451	\$ 8,721,549	\$ 25,400,000	\$ 15,426,957	\$ 1,251,494	\$ 8,721,549

OK

Issues and Concerns

1. No issues or concerns at this time.

Next 90 Days

1. On-going activities of the District bond team, program management team, and consultants to support the Bond program.

PROJECTS IN CLOSE OUT



Solano Community College Science Building (Phase I)

A/E: Lionakis (Criteria Architect) **Design Builder:** DPR Construction & HGA Architects **Status:** Close Out

PROJECT SUMMARY

Project: Science Building (Phase I)

Project Scope:
New Science Building to provide science labs, classroom instructional space, and student support spaces including a Veterans Center. The project will include the following components: planning, assessments, surveys, design and construction of the building and associated site work; furniture, fixtures and equipment and project/construction management.

Project Manager: Jason Yi	Status: Active
Construction Manager: Cary Talbott	
Original Project Budget: \$33,100,000	Current Project Budget: \$35,100,000
Project Start: September 2016	Project End: April 2019

Legend	
<input type="checkbox"/>	Not Started
<input type="checkbox"/>	In Progress
<input checked="" type="checkbox"/>	Completed

SCHEDULE

DESCRIPTION	Design			DSA	BID	IN CONST	% Comp.	OCCUPIED	CLOSE-OUT	ON SCHED	COMMENTS
	SD	DD	CD								
Construction Complete	■	■	■	■	■	■	99%	■	■	yes	Building complete and occupied

CAUTION

BUDGET

FUNDING SOURCE: Measure Q

JCAF	Amount Budgeted			Total Budget (A)	Encumbered (B)	Forecast to Complete (C)	Forecast at Completion (B+C)	Expenditures to Date (E)	Encumbrance Balance (B-E=F)	Budget Balance (A-B=G)
	Measure Q	State Capital Outlay	Prop 39							
1. SITE ACQUISITION	\$ -	\$ -	\$ -	\$ -	\$ -	\$ -	\$ -	\$ -	\$ -	\$ -
2. PLANS	\$ 752,539	\$ -	\$ -	\$ 752,539	\$ 752,539	\$ -	\$ 752,539	\$ 725,451	\$ 27,088	\$ -
3. WORKING DRAWINGS	\$ 131,323	\$ -	\$ -	\$ 131,323	\$ 131,323	\$ -	\$ 131,323	\$ 131,323	\$ -	\$ -
4. CONSTRUCTION	\$ 30,117,425	\$ -	\$ -	\$ 30,117,425	\$ 30,117,425	\$ -	\$ 30,117,425	\$ 29,660,821	\$ 456,604	\$ -
5. CONTINGENCY	\$ 94,570	\$ -	\$ -	\$ 94,570	\$ -	\$ 94,570	\$ 94,570	\$ -	\$ -	\$ 94,570
6. ARCHITECTURAL AND ENGINEERING OVERSIGHT	\$ 365,880	\$ -	\$ -	\$ 365,880	\$ 311,162	\$ 54,718	\$ 365,880	\$ 308,062	\$ 3,100	\$ 54,718
7. TESTS AND INSPECTIONS	\$ 351,477	\$ -	\$ -	\$ 351,477	\$ 351,477	\$ -	\$ 351,477	\$ 351,477	\$ -	\$ -
8. CONSTRUCTION MANAGEMENT	\$ 1,209,553	\$ -	\$ -	\$ 1,209,553	\$ 1,209,553	\$ -	\$ 1,209,553	\$ 1,203,553	\$ 6,000	\$ -
9. TOTAL CONSTRUCTION COSTS (4 THRU 8 ABOVE)	\$ 32,138,905	\$ -	\$ -	\$ 32,138,905	\$ 31,989,617	\$ 149,288	\$ 32,138,905	\$ 31,523,913	\$ 465,704	\$ 149,288
10. FURNITURE AND GROUP II EQUIPMENT	\$ 2,077,234	\$ -	\$ -	\$ 2,077,234	\$ 2,037,237	\$ 39,997	\$ 2,077,234	\$ 1,477,732	\$ 559,505	\$ 39,997
11. TOTAL PROJECT COST	\$ 35,100,000	\$ -	\$ -	\$ 35,100,000	\$ 34,910,715	\$ 189,285	\$ 35,100,000	\$ 33,858,419	\$ 1,052,296	\$ 189,285

OK

Issues and Concerns


1. No issues or concerns at this time.

Next 90 Days

1. Building occupied.
2. Ribbon cutting August 21, 2019.



Science Main Entry Courtyard



Mural at Main Corridor



Veterans Services Center Entry



Solano Community College Horticulture Phase 1 (DSA Close Out)

A/E: MADI Architecture

Contractor: Pro Builders

Status: Close Out



PROJECT SUMMARY

Project: Agriculture (Horticulture)			
Project Scope: This first phase project includes tree removal, utility infrastructure, access road, gravel paths, and farmers market stand.		Project Manager: Jason Yi	Status: Close Out
		Original Project Budget: \$1,000,000	Current Project Budget: \$948,806
		Project Start: March 2015	Project End: May 2018

Legend
<input type="checkbox"/> Not Started
<input type="checkbox"/> In Progress
<input checked="" type="checkbox"/> Completed

SCHEDULE

DESCRIPTION	Design			DSA	BID	IN CONST	% Comp.	OCCUPIED	CLOSE-OUT	ON SCHED	COMMENTS
	SD	DD	CD								
Close Out Phase	■	■	■	■	■	■	99%	■	■	No	Cannot close project with DSA until Phase 2 restroom building is completed.

OK

BUDGET

FUNDING SOURCE: Measure Q

JCAF	Amount Budgeted			Total Budget (A)	Encumbered (B)	Forecast to Complete (C)	Forecast at Completion (B+C)	Expenditures to Date (E)	Encumbrance Balance (B-E=F)	Budget Balance (A-B=G)
	Measure Q	State Capital Outlay	Prop 39							
1. SITE ACQUISITION	\$ -	\$ -	\$ -	\$ -	\$ -	\$ -	\$ -	\$ -	\$ -	\$ -
2. PLANS	\$ 59,883	\$ -	\$ -	\$ 59,883	\$ 59,883	\$ -	\$ 59,883	\$ 59,883	\$ -	\$ -
3. WORKING DRAWINGS	\$ 57,450	\$ -	\$ -	\$ 57,450	\$ 57,450	\$ -	\$ 57,450	\$ 57,450	\$ -	\$ -
4. CONSTRUCTION	\$ 807,202	\$ -	\$ -	\$ 807,202	\$ 807,202	\$ -	\$ 807,202	\$ 807,202	\$ -	\$ -
5. CONTINGENCY	\$ -	\$ -	\$ -	\$ -	\$ -	\$ -	\$ -	\$ -	\$ -	\$ -
6. ARCHITECTURAL AND ENGINEERING OVERSIGHT	\$ 6,230	\$ -	\$ -	\$ 6,230	\$ 6,230	\$ -	\$ 6,230	\$ 6,230	\$ -	\$ -
7. TESTS AND INSPECTIONS	\$ 18,041	\$ -	\$ -	\$ 18,041	\$ 18,041	\$ -	\$ 18,041	\$ 18,041	\$ -	\$ -
8. CONSTRUCTION MANAGEMENT	\$ -	\$ -	\$ -	\$ -	\$ -	\$ -	\$ -	\$ -	\$ -	\$ -
9. TOTAL CONSTRUCTION COSTS (4 THRU 8 ABOVE)	\$ 831,473	\$ -	\$ -	\$ 831,473	\$ 831,473	\$ -	\$ 831,473	\$ 831,473	\$ -	\$ -
10. FURNITURE AND GROUP II EQUIPMENT	\$ -	\$ -	\$ -	\$ -	\$ -	\$ -	\$ -	\$ -	\$ -	\$ -
11. TOTAL PROJECT COST	\$ 948,805	\$ -	\$ -	\$ 948,805	\$ 948,805	\$ -	\$ 948,805	\$ 948,805	\$ -	\$ -

OK

Issues and Concerns

1. No issues or concerns at this time.

Next 90 Days

1. Primary construction has been completed and contract closed.
2. Close out Phase 1 project, once Phase 2 restroom building has been completed, as required by DSA.



Ribbon Cutting Ceremony



Farmers Market Stand and Cabinets



Solano Community College Biotechnology and Science Building

A/E: The Smith Group

Contractor: Rudolph & Sletten

Status: Close Out



PROJECT SUMMARY

Project: Biotechnology & Science Building

Project Scope:

New Biotechnology Building to provide biotechnology and science instructional and student support spaces. The project will include the following components: planning, assessments, surveys, design and construction of the building and associated site work; furniture, fixtures and equipment, project/construction management; and swing space classroom spaces at the existing Vacaville Center.

Project Manager: Jason Yi **Status:** Close Out

Construction Manager: Cary Talbott

Original Project Budget: \$27,800,000 **Current Project Budget:** \$32,224,506

Project Start: November 2014 **Project End:** December 2017

Legend	
<input type="checkbox"/>	Not Started
<input type="checkbox"/>	In Progress
<input checked="" type="checkbox"/>	Completed

SCHEDULE

DESCRIPTION	Design			DSA	BID	IN CONST	% Comp.	OCCUPIED	CLOSE-OUT	ON SCHED	COMMENTS
	SD	DD	CD								
Close Out Phase	<input checked="" type="checkbox"/>	<input checked="" type="checkbox"/>	<input checked="" type="checkbox"/>	<input checked="" type="checkbox"/>	<input checked="" type="checkbox"/>	<input checked="" type="checkbox"/>	99%	<input checked="" type="checkbox"/>	<input type="checkbox"/>	Yes	

OK

BUDGET

FUNDING SOURCE: Measure Q

JCAF	Amount Budgeted			Total Budget (A)	Encumbered (B)	Forecast to Complete (C)	Forecast at Completion (B+C)	Expenditures to Date (E)	Encumbrance Balance (B-E=F)	Budget Balance (A-B=G)
	Measure Q	State Capital Outlay	Prop 39							
1. SITE ACQUISITION	\$ -	\$ -	\$ -	\$ -	\$ -	\$ -	\$ -	\$ -	\$ -	\$ -
2. PLANS	\$ 513,472	\$ -	\$ -	\$ 513,472	\$ 513,472	\$ -	\$ 513,472	\$ 513,472	\$ -	\$ -
3. WORKING DRAWINGS	\$ 905,612	\$ -	\$ -	\$ 905,612	\$ 881,139	\$ -	\$ 881,139	\$ 881,139	\$ -	\$ 24,473
4. CONSTRUCTION	\$ 26,259,598	\$ -	\$ -	\$ 26,259,598	\$ 26,259,598	\$ -	\$ 26,259,598	\$ 26,238,079	\$ 21,519	\$ -
5. CONTINGENCY	\$ 29,552	\$ -	\$ -	\$ 29,552	\$ -	\$ 29,552	\$ 29,552	\$ -	\$ -	\$ 29,552
6. ARCHITECTURAL AND ENGINEERING OVERSIGHT	\$ 161,244	\$ -	\$ -	\$ 161,244	\$ 153,854	\$ -	\$ 153,854	\$ 153,854	\$ -	\$ 7,390
7. TESTS AND INSPECTIONS	\$ 315,520	\$ -	\$ -	\$ 315,520	\$ 315,520	\$ -	\$ 315,520	\$ 315,520	\$ -	\$ -
8. CONSTRUCTION MANAGEMENT	\$ 1,274,056	\$ -	\$ -	\$ 1,274,056	\$ 1,274,056	\$ -	\$ 1,274,056	\$ 1,274,056	\$ -	\$ -
9. TOTAL CONSTRUCTION COSTS (4 THRU 8 ABOVE)	\$ 28,039,970	\$ -	\$ -	\$ 28,039,970	\$ 28,003,028	\$ -	\$ 28,003,028	\$ 27,981,509	\$ 21,519	\$ 36,942
10. FURNITURE AND GROUP II EQUIPMENT	\$ 2,765,452	\$ -	\$ -	\$ 2,765,452	\$ 2,763,490	\$ -	\$ 2,763,490	\$ 2,763,490	\$ 0	\$ 1,962
11. TOTAL PROJECT COST	\$ 32,224,506	\$ -	\$ -	\$ 32,224,506	\$ 32,161,129	\$ -	\$ 32,161,129	\$ 32,139,610	\$ 21,519	\$ 63,378

OK

Issues and Concerns

1. No issues or concerns at this time.

Next 90 Days

- Two year warranty period ends July 17, 2019.
- Complete current warranty items.



Biotechnology and Science Entrance



Chemistry Class



Solano Community College Vacaville Center Intersection Improvements

A/E: Omni-Means **Contractor:** Vaca Valley Excavation **Status:** Close Out

PROJECT SUMMARY

Project: Vacaville Center Intersection Improvements

Project Scope: Install a traffic signal and construct associated roadway and on-site improvements at the N. Village Parkway/Vacaville Campus Main Entrance located in the City of Vacaville. This project is a required CEQA mitigation for the Biotechnology and Science Building Project.	<table style="width: 100%; border-collapse: collapse;"> <tr> <td style="width: 30%;">Construction Manager: Michael Stroud</td> <td style="width: 30%;">Status: Active</td> </tr> <tr> <td>Original Project Budget: \$968,270</td> <td>Current Project Budget: \$1,127,198</td> </tr> <tr> <td>Project Start: June 2016</td> <td>Project End: April 2019</td> </tr> </table>	Construction Manager: Michael Stroud	Status: Active	Original Project Budget: \$968,270	Current Project Budget: \$1,127,198	Project Start: June 2016	Project End: April 2019
Construction Manager: Michael Stroud	Status: Active						
Original Project Budget: \$968,270	Current Project Budget: \$1,127,198						
Project Start: June 2016	Project End: April 2019						

Legend
<input type="checkbox"/> Not Started
<input type="checkbox"/> In Progress
<input checked="" type="checkbox"/> Completed

SCHEDULE

DESCRIPTION	Design			DSA	BID	IN CONST	% Comp.	OCCUPIED	CLOSE-OUT	ON SCHED	COMMENTS
	SD	DD	CD								
Close-Out Phase	<input checked="" type="checkbox"/>	<input checked="" type="checkbox"/>	<input checked="" type="checkbox"/>	N/A	<input checked="" type="checkbox"/>	<input type="checkbox"/>	100%	<input checked="" type="checkbox"/>	<input checked="" type="checkbox"/>	No	Construction completion delayed due to completion of City Punch List items.

CAUTION

BUDGET

FUNDING SOURCE: Measure Q

JCAF	Amount Budgeted			Total Budget (A)	Encumbered (B)	Forecast to Complete (C)	Forecast at Completion (B+C)	Expenditures to Date (E)	Encumbrance Balance (B-E=F)	Budget Balance (A-B=G)
	Measure Q	State Capital Outlay	Prop 39							
1. SITE ACQUISITION	\$ -	\$ -	\$ -	\$ -	\$ -	\$ -	\$ -	\$ -	\$ -	\$ -
2. PLANS	\$ 15,803	\$ -	\$ -	\$ 15,803	\$ 15,803	\$ -	\$ 15,803	\$ 15,803	\$ -	\$ -
3. WORKING DRAWINGS	\$ 86,250	\$ -	\$ -	\$ 86,250	\$ 86,250	\$ -	\$ 86,250	\$ 86,250	\$ -	\$ -
4. CONSTRUCTION	\$ 956,487	\$ -	\$ -	\$ 956,487	\$ 956,487	\$ -	\$ 956,487	\$ 956,487	\$ -	\$ -
5. CONTINGENCY	\$ -	\$ -	\$ -	\$ -	\$ -	\$ -	\$ -	\$ -	\$ -	\$ -
6. ARCHITECTURAL AND ENGINEERING OVERSIGHT	\$ 22,171	\$ -	\$ -	\$ 22,171	\$ 20,280	\$ 1,891	\$ 22,171	\$ 20,280	\$ -	\$ 1,891
7. TESTS AND INSPECTIONS	\$ 8,237	\$ -	\$ -	\$ 8,237	\$ 8,237	\$ -	\$ 8,237	\$ 8,237	\$ -	\$ -
8. CONSTRUCTION MANAGEMENT	\$ 38,250	\$ -	\$ -	\$ 38,250	\$ 38,250	\$ -	\$ 38,250	\$ 32,674	\$ 5,577	\$ -
9. TOTAL CONSTRUCTION COSTS (4 THRU 8 ABOVE)	\$ 1,025,145	\$ -	\$ -	\$ 1,025,145	\$ 1,023,254	\$ 1,891	\$ 1,025,145	\$ 1,017,677	\$ 5,577	\$ 1,891
10. FURNITURE AND GROUP II EQUIPMENT	\$ -	\$ -	\$ -	\$ -	\$ -	\$ -	\$ -	\$ -	\$ -	\$ -
11. TOTAL PROJECT COST	\$ 1,127,198	\$ -	\$ -	\$ 1,127,198	\$ 1,125,307	\$ 1,891	\$ 1,127,198	\$ 1,119,731	\$ 5,577	\$ 1,891

OK

Issues and Concerns

1. No issues or concerns at this time.

Next 90 Days

1. Encroachment Permit signed off 6/13/2019 by inspector. Project accepted by City of Vacaville.
2. Close out activities completed.
3. Pay final and retention release invoices.



New Signal Lights at Vacaville Center and Annex Driveways



New Signal Lights Controller Cabinet



Solano Community College Vacaville Center HVAC Upgrade Project

A/E: EDesignC Inc.

Contractor: Bel Air Construction

Status: Close Out



PROJECT SUMMARY

Project: Vacaville Center HVAC Upgrade

Project Scope:
This project will include replacement of air conditioning units, installation of rooftop condensing units, new hydronic heating system, and rezoning of existing ductwork, replacement of controls, and removal and replacement of suspended ceiling system.

Project Manager: Lucky Lofton
Construction Manager: Bob Collins **Status:** Close Out
Original Project Budget: \$1,500,000 **Current Project Budget:** \$2,050,306
Project Start: December 2017 **Project End:** September 2018

Legend	
<input type="checkbox"/>	Not Started
<input type="checkbox"/>	In Progress
<input checked="" type="checkbox"/>	Completed

SCHEDULE

DESCRIPTION	Design			DSA	BID	IN CONST	% Comp.	OCCUPIED	CLOSE-OUT	ON SCHED	COMMENTS	OK
	SD	DD	CD									
Close Out Phase	<input checked="" type="checkbox"/>	<input checked="" type="checkbox"/>	<input checked="" type="checkbox"/>	<input checked="" type="checkbox"/>	<input checked="" type="checkbox"/>	<input checked="" type="checkbox"/>	99%	<input checked="" type="checkbox"/>	<input type="checkbox"/>	Yes		

BUDGET

FUNDING SOURCE: Measure Q

JCAF	Amount Budgeted			Total Budget (A)	Encumbered (B)	Forecast to Complete (C)	Forecast at Completion (B+C)	Expenditures to Date (E)	Encumbrance Balance (B-E=F)	Budget Balance (A-B=G)	OK
	Measure Q	State Capital Outlay	Prop 39								
1. SITE ACQUISITION	\$ -	\$ -	\$ -	\$ -	\$ -	\$ -	\$ -	\$ -	\$ -	\$ -	
2. PLANS	\$ 649	\$ -	\$ -	\$ 649	\$ 649	\$ -	\$ 649	\$ 649	\$ -	\$ -	
3. WORKING DRAWINGS	\$ 15,308	\$ -	\$ -	\$ 15,308	\$ 15,308	\$ -	\$ 15,308	\$ 15,308	\$ -	\$ -	
4. CONSTRUCTION	\$ 2,022,490	\$ -	\$ -	\$ 2,022,490	\$ 2,022,490	\$ -	\$ 2,022,490	\$ 2,022,490	\$ -	\$ -	
5. CONTINGENCY	\$ -	\$ -	\$ -	\$ -	\$ -	\$ -	\$ -	\$ -	\$ -	\$ -	
6. ARCHITECTURAL AND ENGINEERING OVERSIGHT	\$ 25,910	\$ -	\$ -	\$ 25,910	\$ 25,910	\$ -	\$ 25,910	\$ 23,392	\$ 2,519	\$ -	
7. TESTS AND INSPECTIONS	\$ 18,190	\$ -	\$ -	\$ 18,190	\$ 18,190	\$ -	\$ 18,190	\$ 18,190	\$ -	\$ -	
8. CONSTRUCTION MANAGEMENT	\$ 67,760	\$ -	\$ -	\$ 67,760	\$ 67,760	\$ -	\$ 67,760	\$ 67,760	\$ -	\$ -	
9. TOTAL CONSTRUCTION COSTS (4 THRU 8 ABOVE)	\$ 2,134,350	\$ -	\$ -	\$ 2,134,350	\$ 2,134,350	\$ -	\$ 2,134,350	\$ 2,131,831	\$ 2,519	\$ -	
10. FURNITURE AND GROUP II EQUIPMENT	\$ -	\$ -	\$ -	\$ -	\$ -	\$ -	\$ -	\$ -	\$ -	\$ -	
11. TOTAL PROJECT COST	\$ 2,150,306	\$ -	\$ -	\$ 2,150,306	\$ 2,150,306	\$ -	\$ 2,150,306	\$ 2,147,787	\$ 2,519	\$ -	

Issues and Concerns


1. No issues or concerns at this time.

Next 90 Days

1. Final 10 month Commissioning check.



Completed Passageway



Completed Entrance



New HVAC Electrical Panel

CLOSED PROJECTS



**MEASURE Q
CLOSED PROJECTS**

PROJECT NAME	FINAL COST⁽¹⁾	QUARTER CLOSED
FF CAMPUS		
Performing Arts Building (Phase 1 B1200 Renovation):		
Performing Arts Costume Workshop	\$95,386	9/30/2017
Performing Arts Swing Space	\$1,137,703	3/31/2018
Performing Arts Building (Phase 1, B1200 Renovation)	\$18,976,510	12/31/2018
VV' CAMPUS		
VV Classroom Building Purchase & Renovation:		
Vacaville Classroom Building Purchase	\$2,492,118	9/30/2015
Vacaville Classroom Building Renovation (Phase 1)	\$1,100,200	6/30/2017
Biotechnology & Science Building:		
Biotechnology & Science Swing Space	\$31,730	6/30/2016
VJ CAMPUS		
Vallejo Property Purchase Belvedere	\$4,794,343	9/30/2015
Vallejo Property Purchase Northgate	\$6,871,471	6/30/2015
Autotechnology Building:		
Autotechnology Building	\$22,454,303	6/30/2018
Autotechnology Swing Space	\$1,281,659	3/31/2018
Vallejo Center HVAC Upgrade	\$2,135,178	9/30/2018
INFRASTRUCTURE IMPROVEMENTS		
IT Infrastructure Improvements:		
IT Infrastructure Improvements (Phase 1)	\$4,010,980	6/30/2017
IT Infrastructure Improvements (Phase 2) – B100 Generator Project	\$490,321	9/30/2018
Utility Infrastructure Upgrade (Energy):		
Utility Infrastructure Upgrade (Energy) – ESCO Lighting	\$628,994	3/31/2015
Utility Infrastructure Upgrade (Energy) – ESCO Mechanical	\$5,857,375	3/31/2016
Utility Infrastructure Upgrade – Site Lighting Improvements	\$150,321	12/31/2016
Utility Infrastructure Upgrade – Fairfield Substation #1 & #2 Replacement	\$2,088,015	12/31/2018
Utility Infrastructure Upgrade – Solar Volatic	\$16,659,074	12/31/2018
ADA & CLASSROOM IMPROVEMENTS		
Small Capital Projects:		
Building 100 Adjunct Center	\$77,334	3/31/2015
Building 100 Staff Lounge	\$33,165	3/31/2015
HVAC Systems	\$115,372	3/31/2015
Building 1400 FF&E	\$35,450	12/31/2018
Vacaville FF&E/Shelving Design & Installation	\$6,930	12/31/2018
Baseball Field	\$5,303	12/31/2018

PROJECT NAME	FINAL COST⁽¹⁾	QUARTER CLOSED
Vacaville and Vallejo Center Signage	\$11,480	12/31/2018
Child Development FF&E	\$1,988	12/31/2018
Building 100 Data Center	\$5,000	12/31/2018
21st Century Classroom (Phase 1)	\$141,059	6/30/2016
Middle College High School	\$196,184	12/31/2016
Building 1600 Classroom Improvement	\$38,189	3/31/2016
Building 1800 Classroom Improvement	\$32,670	6/30/2016
Building 300 Feasibility Study	\$23,445	12/31/2018
Building 1600 Re-Roofing	\$205,007	9/30/2016
CDFS Building Window Shades & Building 200 Kitchen Renovation	\$209,067	12/31/2016
Building 1300 Kiln Fence	\$44,408	9/30/2016
Building 100 Academic Success and Tutoring Expansion	\$204,568	3/31/2017
21st Century Classroom (Phase 2)	\$139,937	12/31/2016
Building 1800 Mechatronics Presentation Walls	\$51,947	12/31/2018
Building 1400 Food Service Area Assessment	\$18,800	12/31/2018
Hydronic Pumps Replacement	\$96,731	9/30/2016
FF&E Replacement (Phase 1)	\$348,466	9/30/2018
Asbestos Abatement (B100, B1900)	\$26,980	12/31/2018
Site Lighting Improvements (FF) (Alternate)	\$35,350	12/31/2018
Building 100 Lobby Tables, Electrical and Lighting	\$19,300	12/31/2018
FF Campus Entry Sidewalk Improvements - Phase 1	\$36,358	12/31/2018
Hydronic Pump Insulation	\$11,975	12/31/2018
Glides for New Classroom Furniture	\$4,780	12/31/2018
Swing Space Portables	\$6,707	12/31/2018
Fire Alarm Panel Connectors	\$5,554	12/31/2018
B100 Lobby Tables	\$7,866	12/31/2018
Fairfield Campus Directories	\$65,453	12/31/2018
Bench for Fairfield Campus Entry	\$1,915	12/31/2018
Softball Bleachers Replacement Project	\$490,172	6/30/2018
B1800 Exiting Corridor	\$160,167	12/31/2018
B1800 Makers Space & Robotics Lab Renovation	\$433,666	12/31/2018
Building 1200 Signage	\$8,180	12/31/2018
Vacaville & Vallejo Centers HVAC Upgrade Design	\$102,066	3/31/2019
B600 Room 604 Renovation ⁽²⁾	\$106,340	6/30/2019
ADA Improvements:		
Fairfield Campus Entry Sidewalk Improvements (ADA Improvements)	\$438,082	12/31/2018
⁽¹⁾ Final cost included other funding sources.		
⁽²⁾ Final Project Sheet included with this Quarterly Report.		



**Solano Community College
Small Capital Projects - B600 Room 604 Renovation**

A/E: A2R Architects

Contractor: Arthulia, Inc.

Status: Completed



PROJECT SUMMARY

Project: Small Capital Projects - B600 Room 604 Renovation

Project Scope:
B600 Room 604 Renovation includes reconfiguration of existing space to house different functions. The project will include the following components: design, construction, and project/construction management.

Project Manager: Jason Yi	Status: Completed
Original Project Budget: \$125,958	Current Project Budget: \$106,340
Project Start: December 2017	Project End: July 2018

Legend	
<input type="checkbox"/>	Not Started
<input type="checkbox"/>	In Progress
<input checked="" type="checkbox"/>	Completed

SCHEDULE

DESCRIPTION	Design			DSA	BID	IN CONST	% Comp.	OCCUPIED	CLOSE-OUT	ON SCHED	COMMENTS
	SD	DD	CD								
Close Out Phase	■	■	■	■	■	■	100%	■	■	Yes	

OK

BUDGET

FUNDING SOURCE: Measure Q

JCAF	Amount Budgeted			Total Budget (A)	Encumbered (B)	Forecast to Complete (C)	Forecast at Completion (B+C)	Expenditures to Date (E)	Encumbrance Balance (B-E=F)	Budget Balance (A-B=G)
	Measure Q	State Capital Outlay	Prop 39							
1. SITE ACQUISITION	\$ -	\$ -	\$ -	\$ -	\$ -	\$ -	\$ -	\$ -	\$ -	\$ -
2. PLANS	\$ 5,823	\$ -	\$ -	\$ 5,823	\$ 5,823	\$ -	\$ 5,823	\$ 5,823	\$ -	\$ -
3. WORKING DRAWINGS	\$ 17,262	\$ -	\$ -	\$ 17,262	\$ 17,262	\$ -	\$ 17,262	\$ 17,262	\$ -	\$ -
4. CONSTRUCTION	\$ 79,655	\$ -	\$ -	\$ 79,655	\$ 79,655	\$ -	\$ 79,655	\$ 79,655	\$ -	\$ -
5. CONTINGENCY	\$ -	\$ -	\$ -	\$ -	\$ -	\$ -	\$ -	\$ -	\$ -	\$ -
6. ARCHITECTURAL AND ENGINEERING OVERSIGHT	\$ -	\$ -	\$ -	\$ -	\$ -	\$ -	\$ -	\$ -	\$ -	\$ -
7. TESTS AND INSPECTIONS	\$ 3,600	\$ -	\$ -	\$ 3,600	\$ 3,600	\$ -	\$ 3,600	\$ 3,600	\$ -	\$ -
8. CONSTRUCTION MANAGEMENT	\$ -	\$ -	\$ -	\$ -	\$ -	\$ -	\$ -	\$ -	\$ -	\$ -
9. TOTAL CONSTRUCTION COSTS (4 THRU 8 ABOVE)	\$ 83,255	\$ -	\$ -	\$ 83,255	\$ 83,255	\$ -	\$ 83,255	\$ 83,255	\$ -	\$ -
10. FURNITURE AND GROUP II EQUIPMENT	\$ -	\$ -	\$ -	\$ -	\$ -	\$ -	\$ -	\$ -	\$ -	\$ -
11. TOTAL PROJECT COST	\$ 106,340	\$ -	\$ -	\$ 106,340	\$ 106,340	\$ -	\$ 106,340	\$ 106,340	\$ -	\$ -


OK

Issues and Concerns


1. No issues or concerns at this time.

Next 90 Days

1. Project completed.



Finished Office



Finished Reception Area

