

**SOLANO COMMUNITY COLLEGE DISTRICT
GOVERNING BOARD AGENDA ITEM**

TO: **Members of the Governing Board**

SUBJECT: **MEASURE Q QUARTERLY PROGRESS UPDATE
REPORT TO THE GOVERNING BOARD**

REQUESTED ACTION:

Information **OR** **Approval**
 Consent **OR** **Non-Consent**

SUMMARY:

The Solano CCD Measure Q Quarterly Update Report is presented for Board information. This report includes an overview of program and project activities for the Measure Q Bond Program for the period of January 1, 2020 – March 31, 2020.

Measure Q expenditures during this reporting period were \$4,705,311. Total expended to March 31, 2020 was \$182,244,510 (percentage spent is 51.4%).

CONTINUED ON THE NEXT PAGE

STUDENT SUCCESS IMPACT:

- Help our students achieve their educational, professional and personal goals
- Basic skills education
- Workforce development and training
- Transfer-level education
- Other: Quarterly Reports provided to the Board of Trustees and the public regarding the use of bond funds.

<i>Ed. Code:</i>	<i>Board Policy:</i>	<i>Estimated Fiscal Impact:</i>	<i>\$0</i>
SUPERINTENDENT'S RECOMMENDATION:		<input type="checkbox"/> APPROVAL	<input type="checkbox"/> DISAPPROVAL
		<input checked="" type="checkbox"/> NOT REQUIRED	<input type="checkbox"/> TABLE
Lucky Lofton Executive Bonds Manager			
PRESENTER'S NAME			
4000 Suisun Valley Road Fairfield, CA 94534			
ADDRESS			
(707) 863-7855			
TELEPHONE NUMBER			
Robert V. Diamond Vice President, Finance and Administration			
VICE PRESIDENT APPROVAL			
May 22, 2020			
DATE SUBMITTED TO SUPERINTENDENT-PRESIDENT			
		Celia Esposito-Noy, Ed.D. Superintendent-President	
		June 3, 2020	
		DATE APPROVED BY SUPERINTENDENT-PRESIDENT	

**SOLANO COMMUNITY COLLEGE DISTRICT
GOVERNING BOARD AGENDA ITEM**

TO: Members of the Governing Board

**SUBJECT: MEASURE Q QUARTERLY PROGRESS UPDATE
REPORT TO THE GOVERNING BOARD**

SUMMARY:

CONTINUED FROM THE PREVIOUS PAGE

Status of primary projects:

Program:

- District Design Standards – District staff and Bond program team members have begun reviewing and revising the Design Standards. Additional exterior pedestrian and vehicular signage options, as well as new Fairfield Campus entry monuments, are still being developed.
- Facilities Master Plan – The District continues its update to the currently adopted Facilities Master Plan.

Fairfield Campus:

- Library/Learning Resource Center: Construction continues. Work on the building pad proceeded and was certified. Interior footings work, columns and elevator work has begun. Utilities and phase 2 of slab on grade are underway. Furniture and equipment for early spring 2020 delivery were ordered.
- Science Building Phase 1: Coordination of warranty items continued as final close-out proceeded.
- Horticulture Phase 2: DSA close-out remains in process.
- Portables Low Voltage Revisions: Closed.
- B300 Modifications – Graphics & Mailroom: Design is complete. DSA approval received. Bidding for contractor complete. Construction to begin once award is approved by Board.
- Bleacher Replacement - Baseball and Soccer: Design work complete and DSA approval received. Bidding for contractor complete. Construction to begin once award is approved by Board.
- Parking Lot #1 Resurfacing: Design complete and DSA approval received. Bidding for contractor complete. Construction to begin once award is approved by Board.
- Building 1800B Print Shop: Design work continues.
- Building 1900 Administration Office Renovation: Minor renovation including select demolition of existing walls, reconfiguration and installation of power/data, modification of existing HVAC, and installation of new finishes, including flooring and wall paint for the administrative area located in Building 1900. Small amount of furniture is also to be purchased. This project was begun and completed during this quarter.

**SOLANO COMMUNITY COLLEGE DISTRICT
GOVERNING BOARD AGENDA ITEM**

TO: Members of the Governing Board

**SUBJECT: MEASURE Q QUARTERLY PROGRESS UPDATE
REPORT TO THE GOVERNING BOARD**

SUMMARY:

CONTINUED FROM THE PREVIOUS PAGE

Fairfield Campus (continued):

- Early Learning Center Modernization (Design): Existing portables are to be replaced due to their age and condition. An initial design study to determine needs, scope and estimated costs for their replacement is underway.
- Building 1900 Trench Drain: Select demolition of existing asphalt pavement, replacement with new concrete and extension of an existing trench drain to address hazardous material containment around equipment repair bays at Building 1900. Contractor has been selected and work is proceeding.
- Fairfield Campus Perimeter Road Striping: Scope of work includes reflective paint road striping and installation of two-way reflectors around the perimeter road of the Fairfield campus to improve visibility for vehicular traffic and improve overall safety. Contractor has been selected and work is being scheduled.
- Building 1600 Cosmetology Improvement: Minor improvements to cosmetology area, which also includes the installation of a washer and dryer.
- Room 808 Repairs: Minor electrical work related to circuits and receptacles. This work was started and completed during this quarter.
- Chiller #3 Circuit Breaker Replacement: This work was started and completed during this quarter.
- Building 800 Parking Lot (Lot A2) Rehabilitation: Work includes completion of all necessary access compliance upgrades per DSA. Construction is underway.

Vacaville Campus:

- Vacaville Classroom Building ‘Annex’ Renovation (Phase 2): Corbels Removal: Design is needed to address the additional work discovered during the initial repairs. Design is in process.
- Aeronauts Building: Survey work complete and design concepts in development.
- BioTech Casework Improvement: Work is proceeding on the casework and cabinet improvements.
- Vacaville Center Storage Enclosure: Work scope includes converting an existing concrete masonry structure into a storage building to house maintenance equipment and supplies at the Vacaville Center. The scope of work includes installation of a welded metal roof structure, chain link fence and lockable swing gates. The contractor has been selected and work will begin once Board approval has been received.

**SOLANO COMMUNITY COLLEGE DISTRICT
GOVERNING BOARD AGENDA ITEM**

TO: Members of the Governing Board

**SUBJECT: MEASURE Q QUARTERLY PROGRESS UPDATE REPORT TO THE
GOVERNING BOARD**

SUMMARY:

CONTINUED FROM THE PREVIOUS PAGE

Vallejo Campus:

- Autotech Dyno Room Reconfiguration: Scope of work includes reconfiguration of utilities and installation of overhead lift to improve operations during the moving and operation of automotive engines attached to the Dynamometer. Contractor/installer selected and Board approval has been received. Scheduling work for when equipment will be fabricated and ready for delivery to the site.
- Vallejo Center Drinking Fountain and Water Line: Minor improvements to add a drinking fountain and water line. This project was started and completed during this quarter.

Districtwide Projects:

- IT Infrastructure Project – Phase 2: Equipment purchases and installations continue.
- District Wide FF&E: This project was established to purchase and install small scale furniture, fixtures and equipment intended to provide improvements to instructional, student support and administrative spaces Districtwide. Purchases and installations proceeded throughout the quarter.
- Capital Equipment: This project was established to purchase small scale capital equipment intended to provide for instructional, student support and administrative, and maintenance and operations improvements Districtwide. Purchases proceeded throughout the quarter.
- District Wide Security Lockdown System: Project consists of the purchase and installation of electronic security system equipment to expand the current District wide building lockdown system throughout existing buildings. (New buildings have this system installed.) Upgrades existing buildings for improved campus security. Manufacturer was identified, selected and approved by the Board. Material delivery has begun.
- Planning, Assessments & Program Management: On-going activities of the District Bond team, program management team, and consultants to support the Bond Program. In early March, COVID-19 impacts and project adjustments were a significant event for the Bond team and District staff to address, and this continued through the balance of this quarter. Fairfield Campus Signage Master Plan work continued on the development of concepts for some additional vehicular and pedestrian signs, as well as new digital monument signs. Measure Q Bond Spending Plan Update #19 was completed, presented to the Board and approved on March 18, 2020. Planning for the next bond series issuance has begun and will proceed following completion of the updated Facilities Master Plan.



SOLANO
COMMUNITY COLLEGE



Solano Community College Measure Q Quarterly Progress Update

May 6, 2020





TABLE OF CONTENTS

- 1. GENERAL INFORMATION**
 - A. Executive Summary2
 - B. Project Team.....3

- 2. PROGRAM SUMMARY**
 - A. Current Activities5
 - B. Next 90 Days.....11
 - C. Issues.....12

- 3. FAIRFIELD CAMPUS SUMMARY**
 - A. Current Activities13
 - B. Next 90 Days.....13
 - C. Issues.....14

- 4. VACAVILLE CAMPUS SUMMARY**
 - A. Current Activities15
 - B. Next 90 Days.....15
 - C. Issues.....15

- 5. VALLEJO CAMPUS SUMMARY**
 - A. Current Activities16
 - B. Next 90 Days.....16
 - C. Issues.....16

- 6. DISTRICTWIDE PROJECTS SUMMARY**
 - A. Current Activities17
 - B. Next 90 Days.....17
 - C. Issues.....17

- 7. FINANCIAL SUMMARY**
 - A. Budget Update18
 - B. Reserve Status.....18
 - C. Contract Status18
 - D. Payment Status18

- 8. PROGRAM BUDGET SUMMARY**
 - A. Program Budget Summary19

- 9. SCHEDULE FOR MAJOR ACTIVE BUILDING PROJECTS**
 - A. Schedule for Major Active Building Projects.....20

- 10. PROJECT REPORTS**
 - A. Individual Project Reports – Active.....21
 - B. Individual Project Reports – In Close-Out21
 - C. Individual Project Reports – Closed.....21

1. GENERAL INFORMATION

A. EXECUTIVE SUMMARY

Measure Q, approved by the voters in 2012, authorized general obligation bonds in the amount of \$348,000,000 for acquiring, constructing and repairing facilities, sites and equipment in order to prepare Solano County and City of Winter's students and veterans for universities and jobs.

This Solano CCD Measure Q Quarterly Progress Update report is produced for the District and made available to the Board of Trustees, the Citizens Bond Oversight Committee (CBOC), and interested parties. This report describes program and project progress and expenditures from January 1, 2020 through March 31, 2020. The District is currently in fiscal year-end close and is also in process of completing the annual financial audit.

In this report, you will find the following sections:

- **Program Summary** of current activities, 90-day look ahead and notes about any issues.
- **Campus Summaries** for Fairfield, Vacaville and Vallejo campuses. These sections highlight the current activities, 90-day look ahead and any issues.
- **Financial Summary** section, which summarizes the expenditures to date and variance from the last report.
- **Program Budget Summary**, based on the Board-approved Bond Spending Plan as of March 31, 2020, organized by program, campus and project. It includes a total of all expenditures as of March 31, 2020.
- **Schedule for Major Active Building Projects.**
- **Project Reports** section with more detailed information for individual projects, organized as "active", "in close-out", or "closed."

Brief monthly project updates may be found on the District's website, www.solano.edu. Click on Bonds Program. Click on Active Project Status & Updates.

B. PROJECT TEAM

OWNER – SOLANO COMMUNITY COLLEGE DISTRICT:

There are many staff and faculty members of the Solano Community College District who contribute to the success of the Measure Q Bond Program. Following are some of the key staff who actively participate in delivery of the overall program and its projects.

- James “Kimo” Calilan, Director of Technology Services and Support
- Rob Diamond, Vice President Finance and Administration
- Celia Esposito-Noy, Ed.D., Superintendent-President
- Myron Hord, Assistant Facilities Director
- Victoria Lamica, Director of Purchasing and Support Services
- Lucky Lofton, Executive Bonds Manager
- Dawna Murphy, Accountant
- Jim Petromilli, Interim Chief Technology Officer
- Laura Scott, Bond Purchasing Agent
- Jason Yi, Project Manager

PROGRAM & DESIGN MANAGER:

- Kitchell CEM

CONSTRUCTION MANAGERS:

- Swinerton Management and Consulting Services

DISTRICT CONSULTANTS CURRENTLY ACTIVE:

- **District Project Labor Agreement Coordination Consultant:** Vlaming and Associates
- **District Construction Counsel:** Dannis Woliver Kelley (DWK)

PROJECT-SPECIFIC ARCHITECTS and ENGINEERS CURRENTLY ACTIVE:

- **Science Building, Phase I (FF Campus):** Lionakis (Criteria Architect), Wallace & Kuhl (Geotechnical)
- **Library/Learning Resource Center (FF Campus):** Noll & Tam Architects, Ninyo & Moore (Geotechnical), First Carbon Solutions (Environmental)
- **Agriculture (Horticulture) Project (FF Campus):** MADi Group, Inc.
- **Fairfield Campus Parking Lot #01 Resurfacing Project:** A3GEO, Inc. (Geotechnical)
- **Aeronautics - Nut Tree Facility Improvements (VV Campus):** CSW/ST2
- **Vacaville Center Annex Building Corbels Removal Project Phase 2 (VV Campus):** CA Architects
- **Small Capital Projects:** Aedis Architects, CSW/ST2, HMR Architects
- **Planning, Assessment & Program Management:** M. Arthur Gensler, Jr. and Associates, Inc.

BOARD APPROVED CONSULTANT POOLS

DISTRICT POOL OF ENVIRONMENTAL CONSULTANTS:

- Dudek
- First Carbon Solutions
- Rincon Consultants, Inc.

DISTRICT POOL OF CIVIL ENGINEERING CONSULTANTS:

- Coffman Engineers
- Complete Project Solutions, Inc.
- Creegan + D'Angelo
- CSW/ST2

DISTRICT POOL OF ARCHITECTS:

- Aedis Architects
- CA Architects
- DLR Group/Kwan Henmi
- Dreyfuss + Blackford Architecture
- HGA
- HMR Architects
- JK Architecture Engineering
- Lionakis
- MADI Group, Inc.
- Noll & Tam Architects
- Smith Group
- tBP Architecture, Inc.

DISTRICT POOL OF CM SERVICES FIRMS:

- Cordoba Corporation
- Cumming
- JGM+CBMG
- Kitchell CEM
- Swinerton Management & Consulting
- Vanir

DISTRICT POOL OF GEOTECHNICAL SERVICES FIRMS:

- A3GEO, Inc.
- Ninyo & Moore
- Wallace Kuhl & Associates

DISTRICT POOL OF MEP (MECHANICAL-ELECTRICAL-PLUMBING) SERVICES FIRMS:

- IMEG Corp.
- Salas O'Brien

DISTRICT POOL OF MATERIAL TESTING AND SPECIAL INSPECTIONS SERVICES FIRMS:

- Apex Testing Laboratories
- Applied Materials & Engineering, Inc.
- Consolidated Engineering Laboratories
- Construction Testing Services, Inc.
- Geocon Consultants, Inc.
- Ninyo & Moore
- Terraco
- Wallace Kuhl & Associates

DISTRICT POOL OF DSA INSPECTOR SERVICES FIRMS:

- Optima Inspections Incorporated
- K & B Construction Services, Inc.
- TYR, Inc.

DISTRICT POOL OF COMMISSIONING SERVICES FIRMS:

- 3QC, Inc.
- Engineering Economics, Inc
- Enovity, Inc.
- GLUMAC
- Guttman & Blaevoet
- Interface Engineering, Inc.

Please note that the Measure Q Bond Program has had a Board-approved Small, Local and Diverse Business Enterprises (SLDBE) Program since 2015. This Program ensures inclusion of Solano County businesses in contracting and supplier opportunities generated by the Measure Q Bond Program. This Program collects and reports data for General Contractors, and Design-Builders directly contracted by the District. This Program does not collect data or report on subcontractors and suppliers working on projects when their agreement is not directly with the District unless reports, including this information, by a General Contractor or Design-Builder are submitted. This Program also does not collect data on Construction Managers, Architects, Engineers and other Consultants. As a result, this report does not reflect information on SLDBE firms and companies in these categories.

2. PROGRAM SUMMARY

A. CURRENT ACTIVITIES

1. Financials and Funding

- a. \$4,705,311 was expended this reporting period, January 1, 2020 – March 31, 2020. The total expended to March 31, 2020 for the entire Measure Q Bond Program was \$182,244,510 (51.4% spent).

2. Planning

- a. **Consultant Pools.** All but the Commissioning Services firms pool were refreshed in 2019. This remaining pool will be refreshed in 2020 or 2021, depending upon Bond Program needs.

- b. **District Design Standards:** District staff and Bond program team members have begun reviewing and revising the Design Standards.
 - **Signage Standards:** Additional exterior pedestrian and vehicular signage options, as well as new Fairfield Campus entry monuments, are still being developed.
- c. **Vallejo Belvedere Property Lot Line Adjustment:** Minor lot line adjustment is in progress to remedy an encroachment issue.
- d. **Facilities Master Plan:** The District continues its update to the currently adopted Facilities Master Plan. Presentations of findings and possible recommendations have been made to various groups to solicit feedback. Measure Q Program team members continue to assist the District with this deliverable, as needed/requested.

3. Project Update for Active Projects

FAIRFIELD CAMPUS:

- a. **Library/Learning Resource Center Project (Building 100 Replacement):**
 - Construction continues. Work on the building pad proceeded and was certified. Interior footings work, columns and elevator work has begun. Utilities and phase 2 of slab on grade are underway.
 - Furniture and equipment for early spring 2020 delivery were ordered.
 - Design for relocation of Graphics and other functions that are not moving into the new Library/Learning Resource Center was completed. DSA approval was received. The project was bid and the contractor was selected and will begin work as soon as the award is approved by the Board.
- b. **Science Building (Phase I) Project (*Project in Close Out*):** Coordination of warranty items continued as final close out proceeded.
- c. **Horticulture Phase 1 (DSA Close-Out) (*Project in Close-Out*):** Once Phase 2 work is completed as required by DSA, this project will also be closed.
- d. **Horticulture Improvements – Phase 2 Modular Restroom (*Project in Close-Out*):** Work is complete. DSA close-out still in process.
- e. **Small Capital Projects:**
 - Portables Low Voltage Revisions – Closed.
 - B300 Modifications – Graphics & Mailroom – Design is complete. DSA approval received. Bidding for contractor complete. Construction to begin once award is approved by Board.
 - Bleacher Replacement - Baseball and Soccer – Design work complete and DSA approval received. Bidding for contractor complete. Construction to begin once award is approved by Board.
 - Parking Lot #1 Resurfacing – Design complete and DSA approval received. Bidding for contractor complete. Construction to begin once award is approved by Board.
 - Building 1800B Print Shop – Design work continues.

- Building 1900 Administration Office Renovation – Minor renovation including select demolition of existing walls, reconfiguration and installation of power/data, modification of existing HVAC, and installation of new finishes, including flooring and wall paint for the administrative area located in Building 1900. Small amount of furniture is also to be purchased. This project was begun and completed during this quarter.
- Early Learning Center Modernization (Design) – Existing portables are to be replaced due to their age and condition. An initial design study to determine needs, scope and estimated costs for their replacement is underway.
- Building 1900 Trench Drain – Select demolition of existing asphalt pavement, replacement with new concrete and extension of an existing trench drain to address hazardous material containment around equipment repair bays at Building 1900. Contractor has been selected and work is proceeding.
- Fairfield Campus Perimeter Road Striping – Scope of work includes reflective paint road striping and installation of two-way reflectors around the perimeter road of the Fairfield campus to improve visibility for vehicular traffic and improve overall safety. Contractor has been selected and work is being scheduled.
- Building 1600 Cosmetology Improvement – Minor improvements to cosmetology area, which also includes the installation of a washer and dryer.
- Room 808 Repairs – Minor electrical work related to circuits and receptacles. This work was started and completed during this quarter.
- Chiller #3 Circuit Breaker Replacement – This work was started and completed during this quarter.
- Building 800 Parking Lot (Lot A2) Rehabilitation – Work includes completion of all necessary access compliance upgrades per DSA. Construction is underway.

VACAVILLE CAMPUS:

- f. **Vacaville Classroom Building ‘Annex’ Renovation (Phase 2) – Corbels Removal:** Design is needed to address the additional work discovered during the initial repairs. Design is in process.
- g. **Aeronauts Building:** Survey work complete and design concepts in development.
- h. **Small Capital Projects:**
 - BioTech Casework Improvement – Work is proceeding on the casework and cabinet improvements.
 - Vacaville Center Storage Enclosure – Work scope includes converting an existing concrete masonry structure into a storage building to house maintenance equipment and supplies at the Vacaville Center. The scope of work includes installation of a welded metal roof structure, chain link fence and lockable swing gates. The contractor has been selected and work will begin once Board approval has been received.

VALLEJO CAMPUS:

i. Small Capital Projects:

- Autotech Dyno Room Reconfiguration – Scope of work includes reconfiguration of utilities and installation of overhead lift to improve operations during the moving and operation of automotive engines attached to the Dynamometer. Contractor/installer selected and Board approval has been received. Scheduling work for when equipment will be fabricated and ready for delivery to the site.
- Vallejo Center Drinking Fountain and Water Line – Minor improvements to add a drinking fountain and water line. This project was started and completed during this quarter.

DISTRICTWIDE PROJECTS:

j. IT Infrastructure Project – Phase 2: Equipment purchases and installations continue.

k. Small Capital Projects:

- District Wide FF&E – This project was established to purchase and install small scale furniture, fixtures and equipment intended to provide improvements to instructional, student support and administrative spaces Districtwide. Purchases and installations proceeded throughout the quarter.
- Capital Equipment – This project was established to purchase small scale capital equipment intended to provide for instructional, student support and administrative, and maintenance and operations improvements Districtwide. Purchases proceeded throughout the quarter.
- District Wide Security Lockdown System – This project consists of the purchase and installation of electronic security system equipment to expand the current District wide building lockdown system throughout existing buildings. (New buildings have this system installed.) This project upgrades existing buildings for improved campus security. Manufacturer was identified, selected and approved by the Board. Material delivery has begun.

l. Planning, Assessments & Program Management:

- On-going activities of the District Bond team, program management team, and consultants to support the Bond Program. In early March, COVID-19 impacts and project adjustments were a significant event for the Bond team and District staff to address, and this continued through the balance of this quarter.
- Fairfield Campus Signage Master Plan – Clearstory (previously known as Kate Keating Associates) has met with District staff and Bond program team members to develop concepts for some additional vehicular and pedestrian signs, as well as new digital monument signs. Finalizing design documents and preparing for upcoming campus community presentations.
- Measure Q Bond Spending Plan Update #19 was completed, presented to the Board and approved on March 18, 2020.
- Planning for the next bond series issuance has begun and will proceed following completion of the updated Facilities Master Plan.

4. Communications

a. User Groups:

- Fairfield Campus – Library/Learning Resource Center and other Small Capital Projects met as needed to develop and delivery projects.

b. Community Outreach:

- In 2015, the Board approved a Small, Local and Diverse Business Enterprises (SLDBE) Program to ensure inclusion of Solano County businesses in contracting and supplier opportunities generated by the Measure Q Bond Program.
- Revisions to the SLDBE Program were approved by the Board on June 6, 2018. For contracts initiated after June 6, 2018, the participation goal was revised to be 20% of the construction cost, achievable through the combined participation of the following:
 - Local DBE Businesses (minimum 10%)
 - Local non-DBE Businesses
 - Non-local DBE Businesses

The participation goal is per project for large projects, and overall for small projects. The status of SLDBE participation in the Bond projects is tracked and reported at regular intervals, with a final reporting at the end of each project.

Following are the current participation statistics.

- Status: Small Capital Projects – Phase 1 (participation goal 15%)
Construction Contracts, \$1.59M, (100% contracts in place)

Certified Small Local Diverse Businesses	\$160,782	10.09%
Local Businesses	\$261,291	16.41%
- Status: Small Capital Projects – Phase 2 (participation goal 20%)
Construction Contracts, \$3,071,654

Certified Small Local Diverse Businesses	\$105,420	3.79%
Local Businesses	\$1,378,303	49.60%
Non-local Certified DBEs	\$1,247,002	44.84%
- Library/Learning Resource Center (participation goal 20%)
Construction Contracts, \$30,296,293, (100% contracts in place)

Certified Small Local Diverse Businesses	\$3,878,000	12.80%
Local Businesses	\$1,153,224	3.81%
Non-local Certified DBEs	\$7,153,493	23.61%

c. City and Local Agency Communications:

- Communications with City of Vallejo regarding Vallejo Center Belvedere site.

5. Citizens Bond Oversight Committee (CBOC):

- a. CBOC Meeting was held on March 10, 2020. There was training on the Brown Act. The Measure Q Financial and Performance Audits Report was presented and reviewed. CBOC began work on the 2018-2019 Annual Report. The February 25, 2020 Quarterly Report and a brief update on other projects were provided.
- b. The next CBOC Meeting is scheduled for June 9, 2020.

6. Board of Trustee Actions – Bond Program Related Items

Board Meeting Minutes can be viewed on the College's website, www.solano.edu.

a. January 15, 2020 Regular Board Meeting,

4000 Suisun Valley Road, Fairfield

The following Consent and Action Items were approved at this meeting:

- Contract Amendment #1 to CA Architects for Additional Professional Services for the Vacaville Center Annex Building Corbels Removal Project Phase 2
- Contract Award to Aedis Architects for Professional Services for the Fairfield Campus Building Exteriors Project
- Approval of Contract Change Order #1 to BHM Construction for the Fairfield Library/Learning Resource Center Project
- Contract Award to Pacific Lift and Equipment Co. Inc. for Construction Services for the Autotech Dyno Room Reconfiguration Project
- Contract Award to Integrity Data & Fiber, Inc. for Construction Services for the Smart Classroom Upgrade Project
- Furniture Order to Krueger International, Inc. for the Fairfield Library/Learning Resource Center Project
- Furniture Order to One Workplace for the Fairfield Library/Learning Resource Center Project

b. February 5, 2020 Regular Board Meeting (Board Study Session),

4000 Suisun Valley Road, Fairfield

The following Consent and Action Items were approved at this meeting:

- Notice of Completion for Construction Services for the Vacaville Center Annex Corbels Removal Project (Phase 1)
- Contract Award to Arthulia, Inc. for Construction Services for the Building 1900 Administration Office Renovation Project
- Approval of Contract Change Order #2 to BHM Construction for the Fairfield Library/Learning Resource Center

c. February 19, 2020 Regular Board Meeting,

4000 Suisun Valley Road, Fairfield

The following Consent and Action Items were approved at this meeting:

- Contract Award to Armour Petroleum Service and Equipment Corporation for Aeronautics Nut Tree Facility Propane Heating Repair Project
- Approval of Contract Change Order #3 to BHM Construction for the Fairfield Library/Learning Resource Center Project
- Equipment Order to U.S. Security Supply, Inc. for the District-Wide Security Lockdown System

- Contract Award to HMR Architects for the Fairfield Campus Early Learning Center Modernization Project
- d. **March 4, 2020 Regular Board Meeting (Board Study Session),**
4000 Suisun Valley Road, Fairfield
- The following Consent and Action Items were approved at this meeting:
- Contract Award to Lister Construction, Inc. for Construction Services for the Building 800 Parking Lot Rehabilitation Project
 - Contract Award to Lister Construction, Inc. for Construction Services for the Building 1900 Trench Drain Project
 - Contract Award to Sierra Striping Inc. and Sealcoating for Construction Services for the Fairfield Campus Perimeter Road Striping Project
 - Equipment Order to One Diversified for the Classroom Technology Upgrade (IT Infrastructure Improvements) Project
 - Heavy Construction Equipment Order to Garton Tractor, Inc. for the Facilities Department
- e. **March 18, 2020 Regular Board Meeting,**
4000 Suisun Valley Road, Fairfield
- The following Consent and Action Items were approved at this meeting:
- Notice of Completion for Construction Services for the Building 1900 Administration Office Renovation Project
 - Measure Q Bond Spending Plan Update #19
 - Contract Award to A3GEO for Geotechnical Monitoring and Inspection Services for the Fairfield Parking Lot #01 Resurfacing Project
 - Contract Award to Arthulia, Inc. for Construction Services for the Fairfield Building 300 Modification: Mailroom and Graphics Project
 - Contract Award to HMR Architects for the Fairfield Campus Early College High School Portables Project
 - Contract Award to Pro Builders for Construction Services for the Fairfield Baseball Field & Soccer Field Bleacher Replacement Project
 - Contract Award to RBH Construction, Inc. for Construction Services for the Vacaville Center Storage Enclosure Project
 - Contract Award to O.C. Jones & Sons, Inc. for Construction Services for the Fairfield Campus Parking Lot No. 01 Resurfacing Project
- Information Items:
- Measure Q Quarterly Progress Update Report to the Governing Board

B. PROGRAM - NEXT 90 DAYS

1. Continued oversight of active projects and planning for future projects.
2. Continued monitoring of impacts and adjustments made in response to COVID-19.
3. Continued user engagement in all active building projects.
4. Ongoing communication with the campus community regarding any interruptions related to upcoming construction activities.
5. Citizens Bond Oversight Committee Meeting.
6. Continue with Outreach events and efforts.
7. Design Standards (including Signage) updates.
8. Facilities Master Planning.

C. PROGRAM – ISSUES

1. Monitoring and addressing any impacts that arise from COVID-19.

3. FAIRFIELD CAMPUS SUMMARY

A. CURRENT ACTIVITIES – Please see the attached project sheets (Section 10 of this Report) for detailed information about the projects. The following is a list of current projects:

1.	Library/Learning Resource Center (Building 100 Replacement)	Section 10, Active Projects
2.	Science Building (Phase 1)	Section 10, Projects in Close Out
3.	Horticulture Phase 1 – (DSA Close-Out)	Section 10, Projects in Close Out
4.	Horticulture Phase 2 – Modular Restroom	Section 10, Projects in Close Out
5.	Small Capital Projects – B300 Modifications – Graphics & Mailroom	Section 10, Active Projects
6.	Small Capital Projects – Bleacher Replacement – Baseball & Soccer	Section 10, Active Projects
7.	Small Capital Projects – Parking Lot #1 Resurfacing	Section 10, Active Projects
8.	Small Capital Projects – Building 800 (Lot A2) Parking Lot Rehabilitation	Section 10, Active Projects
9.	Small Capital Projects – Scoreboard Replacement	Section 10, Closed Projects
10.	Small Capital Projects (Phase 2) – Other: B1800B Print Shop, Pedestrian & Vehicular Wayfinding Signs (Design), Fairfield Campus Building Exteriors (Design), Building 1900 Administration Office Renovation, Early Learning Center Modernization (Design), Building 1900 Trench Drain, Fairfield Campus Perimeter Road Striping, B1600 Cosmetology Improvement, Building 808 Repairs, and Chiller #3 Circuit Breaker Replacement	Section 10, Active Projects

B. NEXT 90 DAYS

1. Library/Learning Resource Center (Building 100 Replacement): Complete Phase 2 underslab utilities. Slab on Grade prep work. Place Phase 2 concrete Slab on Grade. Structural steel installation. Off-site utility installation. Continue with receipt and coordination of FF&E for spring 2020 delivery. Continue work on relocation of Graphics and other functions that are not moving into the new building.
2. Science Building (Phase 1): Continue completion of close-out.
3. Horticulture Phase 1 (DSA Close-Out): Continue with DSA close-out.
4. Horticulture Phase 2 – Modular Restroom: Continue DSA close-out activities and obtain DSA certification.
5. Small Capital Projects – B300 Modifications – Graphics & Mailroom: Begin and complete construction. Move Graphics Department and Mailroom into new spaces. DSA close out.

6. Small Capital Projects – Bleacher Replacement – Baseball & Soccer: Start and complete construction. DSA close out.
7. Small Capital Projects – Parking Lot #1 Resurfacing: Start and complete construction. DSA close out.
8. Small Capital Projects – Building 800 (Lot A2) Parking Lot Rehabilitation: Complete construction and DSA close out.
9. Small Capital Projects – Scoreboard Replacement: Closed.
10. Small Capital Projects (Phase 2) – Other:
 - i. B1800B Print Shop
 - ii. Pedestrian & Vehicular Wayfinding Signs (Design)
 - iii. Fairfield Campus Building Exteriors (Design)
 - iv. Building 1900 Administration Office Renovation
 - v. Early Learning Center Modernization (Design)
 - vi. Building 1900 Trench Drain
 - vii. Fairfield Campus Perimeter Road Striping
 - viii. B1600 Cosmetology Improvement
 - ix. Building 808 Repairs
 - x. Chiller #3 Circuit Breaker Replacement

Please note that these small projects do not have additional details on status due to their small scale and generally quick delivery timeframe. They are listed here and included on one “Project Report” sheet in Section 10 of this Report for informational purposes only.

C. ISSUES

1. Monitoring and addressing any impacts that arise from COVID-19.
2. Library/Learning Resource Center - Resequencing of baseline schedule is needed to accommodate fire service redesign.

4. VACAVILLE CAMPUS SUMMARY

- A. CURRENT ACTIVITIES** – Please see the attached project sheets (Section 10 of this Report) for detailed information about each project. The following is a list of current projects:

1.	Vacaville Classroom Building ‘Annex’ Renovation (Phase 2) - Corbels Removal	Section 10, Active Projects
2.	Aeronautics Building	<i>Due to preliminary nature of current project work no project sheet is provided at this time.</i>
3.	Small Capital Projects (Phase 2) – Other: BioTech Casework Improvement and Vacaville Center Storage Enclosure	Section 10, Active Projects

B. NEXT 90 DAYS

1. Vacaville Classroom Building ‘Annex’ Renovation (Phase 2) - Corbels Removal: Complete Design Phase 2 of corbel repairs and bid Phase 2 corbel construction.
2. Aeronautics Building: Complete design for the Nut Tree Facility and receive DSA direction on required reviews/input. *Project Sheet to be provided with future Quarterly Report.*
3. Small Capital Projects (Phase 2) – Other:
 - i. BioTech Casework Improvement
 - ii. Vacaville Center Storage Enclosure

Please note that these small projects do not have additional details on status due to their small scale and generally quick delivery timeframe. They are listed here and included on one “Project Report” sheet in Section 10 of this Report for informational purposes only.

C. ISSUES

1. Monitoring and addressing any impacts that arise from COVID-19.

5. VALLEJO CAMPUS SUMMARY

- A. CURRENT ACTIVITIES** – Please see the attached project sheets (Section 10 of this Report) for detailed information about each project. The following is a list of current projects:

1.	Small Capital Projects (Phase 2) – Other: Autotech Dyno Room Reconfiguration and Vallejo Campus Drinking Fountain and Water Line	Section 10, Active Projects
----	--	-----------------------------

B. NEXT 90 DAYS

1. Small Capital Projects (Phase 2) – Other:
 - i. Autotech Dyno Room Reconfiguration
 - ii. Vallejo Campus Drinking Fountain and Water Line

Please note that these small projects do not have additional details on status due to their small scale and generally quick delivery timeframe. They are listed here and included on one “Project Report” sheet in Section 10 of this Report for informational purposes only.

C. ISSUES

1. Monitoring and addressing any impacts that arise from COVID-19.

6. DISTRICTWIDE PROJECTS SUMMARY

A. CURRENT ACTIVITIES – Please see the attached project sheets (Section 10 of this Report) for detailed information about each project. The following is a list of current projects:

1.	IT Infrastructure Improvements (Phase 2)	Section 10, Active Projects
2.	Small Capital Projects – District Wide FF&E	Section 10, Active Projects
3.	Small Capital Projects – Capital Equipment	Section 10, Active Project
4.	Small Capital Projects – District Wide Security Lockdown System	Section 10, Active Projects
5.	Planning, Assessments & Program Management	Section 10, Active Projects

B. NEXT 90 DAYS

1. IT Infrastructure Improvements (Phase 2): Equipment purchases continue.
2. Small Capital Projects – District Wide FF&E: Continue with receipt, installing and additional ordering as needed.
3. Small Capital Projects – Capital Equipment: Continue with receipt and additional ordering as needed.
4. Small Capital Projects – District Wide Security Lockdown System: .Continue with procurement, delivery and installation.
5. Planning, Assessments & Program Management: On-going activities of the District Bond team, program management team, and consultants to support the Bond Program and its projects. Continue work on Facilities Master Plan. Complete design work on Fairfield Campus Signage Master Plan. Continue work on Design Standards revisions and update. Continue preparing for next bond series issuance.

C. ISSUES

1. No major issues or concerns at this time.

7. FINANCIAL SUMMARY

A. BUDGET UPDATE

1. Please see the attached "Program Summary Budget" for a project by project view of the budget. Through March 31, 2020, a total of \$182,244,510 (51.4%) has been expended against the Bond Program budget of \$352,598,743. This current budget includes \$4,598,743 net interest earned through September 30, 2019. This financial period, January 1, 2020 through March 31, 2020, expenditures totaled \$4,705,311.
2. Projected spending cash flow continues to be monitored in relation to Bond spending requirements.

B. RESERVE STATUS

Reserve for the Measure Q Bond Program is based on the approved March 18, 2020 Revised Bond Spending Plan. Bond interest accrues annually.

C. CONTRACT STATUS

The Program Summary Report provides "Current Project Budget" and "Measure Q Expenditure" information through March 31, 2020.

D. PAYMENT STATUS

Contractor and Consultant payments have been processed within a satisfactory time period.

8. PROGRAM BUDGET SUMMARY

- A. Program Budget Summary – organized by Program, Campus and Project, and based upon Board of Trustees approved March 18, 2020 Revised Bond Spending Plan.



May 6, 2020 Quarterly Report

Status ⁽⁴⁾	PROJECT NAME	MEASURE Q PROJECT BUDGET AS OF 11/20/2019 Bsp ⁽¹⁾	BOT APPROVED CHANGE	MEASURE Q PROJECT BUDGET AS OF 3/18/2020 Bsp ⁽²⁾	OTHER FUNDING BUDGET ⁽³⁾	REDEVELOPMENT FUND	OTHER FUNDING EXPENDITURES AS OF 3/31/2020	MEASURE Q EXPENDITURES AS OF 3/31/2020	PERCENT SPENT	PROJECT NO.
	FF CAMPUS									
A	Library & Learning Resource Center	\$ 24,300,000	\$ (1,000,000)	\$ 23,300,000	\$ 20,148,000	\$ 1,500,000	\$ 2,732,000	\$ 5,137,443	17.2%	820110
C	Performing Arts Building (Phase 1 & 200 Renovation)	\$ 6,229,718		\$ 6,229,718	\$ 13,760,000		\$ 13,760,000	\$ 6,229,718	100.0%	821210/821220/821215
F	Performing Arts Building (Phase 2)	\$ 13,700,000		\$ 13,700,000				\$ 33,151	0.2%	821230
A	Science Building (Phase 1)	\$ 35,100,000		\$ 35,100,000				\$ 34,997,496	99.7%	820310
F	Science & Math Building (Phase 2)	\$ 8,000,000		\$ 8,000,000					0.0%	TBD
F	Career Technology Building (CTE)	\$ 3,000,000		\$ 3,000,000					0.0%	TBD
A	Agriculture (Horticulture)	\$ 2,000,000		\$ 2,000,000				\$ 1,316,098	65.8%	821030/821035
	VV CAMPUS									
A	VV Classroom Building Purchase & Renovation	\$ 8,200,000		\$ 8,200,000				\$ 7,049,953	86.0%	830200/830210/830220
C	Biotechnology & Science Building	\$ 33,315,666		\$ 33,315,666				\$ 33,315,666	100.0%	830310/830320/830330
A	Aeronautics & Workforce Development Building	\$ 15,000,000		\$ 15,000,000				\$ 1,310,735	8.7%	830400/830410/830420
F	Student Success Center/LRC	\$ 15,500,000		\$ 15,500,000					0.0%	TBD
F	Fire Training	\$ 6,250,000		\$ 6,250,000					0.0%	TBD
C	Vacaville Center HVAC Upgrade	\$ 2,150,306		\$ 2,150,306				\$ 2,150,306	100.0%	830230
	VJ CAMPUS									
C	Vallejo Property Purchase Belvedere	\$ 4,794,343		\$ 4,794,343				\$ 4,794,343	100.0%	840310
C	Vallejo Property Purchase Northgate	\$ 6,871,471		\$ 6,871,471				\$ 6,871,471	100.0%	840910
F	Site Improvements	\$ 2,825,000		\$ 2,825,000					0.0%	840920/840320
C	Autotechnology Building	\$ 23,735,961		\$ 23,735,961				\$ 23,735,961	100.0%	840210/840220
F	Student Success Center/LRC	\$ 22,000,000		\$ 22,000,000					0.0%	TBD
F	Career Technology Building	\$ 19,800,000		\$ 19,800,000					0.0%	TBD
C	Vallejo Center HVAC Upgrade	\$ 2,135,178		\$ 2,135,178				\$ 2,135,178	100.0%	840430
	INFRASTRUCTURE IMPROVEMENTS									
A	IT Infrastructure Improvements	\$ 14,200,000		\$ 14,200,000					45.6%	812100/812500 to 812590
C	Utility Infrastructure Upgrade (Energy)	\$ 24,671,331		\$ 24,671,331	\$ 712,447		\$ 712,447	\$ 24,671,331	100.0%	814010/814020/814030/ 814040/814050
	ADA & CLASSROOM IMPROVEMENTS									
A	Small Capital Projects	\$ 11,082,235	\$ 4,000,000	\$ 15,082,235				\$ 4,121,230	37.2%	813005 to 813076
A	ADA Improvements	\$ 10,900,000		\$ 10,900,000	\$ 50,000		\$ 50,000	\$ 389,082	4.0%	813210
	PLANNING, ASSESSMENTS & PROGRAM MANAGEMENT									
A	Program Management, District Support and Planning	\$ 25,400,000	\$ 730,000	\$ 26,130,000				\$ 16,986,249	66.9%	811010/811011/811020/ 811021/811030
	RESERVE, INTEREST & TREASURY FEES									
	Program Reserve	\$ 11,191,670	\$ (3,484,136)	\$ 7,707,534						
	Treasury Fees	\$ -		\$ -				\$ 528,185		
	TOTAL BOND SPENDING PLAN	\$ 352,352,879		\$ 352,598,743	\$ 34,670,447	\$ 1,500,000	\$ 17,274,447	\$ 182,244,510	51.4%	

⁽¹⁾ Per Bond Spending Plan Revision Approved by BOT 11/20/2019

⁽²⁾ Per Bond Spending Plan Revision Approved by BOT 03/18/2020

⁽³⁾ Note other funding sources include State Funding, Proposition 39 Energy and Solano Transportation Authority

⁽⁴⁾ A-Active Project; F-Future Project/Project On Hold; C-Closed Project; W-Aeronautics Project activity associated with property purchase and schematic design/budget confirmation only.

9. SCHEDULE FOR MAJOR ACTIVE BUILDING PROJECTS

- A. Schedule for Major Active Building Projects based on March 18, 2020 Board-Approved Revised Bond Spending Plan.

Note that the following schedule for IT Infrastructure Improvements reflects Phase 2 (Tranche 2), as that is the portion of the project that is active. Completed projects are no longer included.



Schedule for Major Active Building Projects
Solano Community College
Per Bond Spending Plan Approved 3/18/2020

Site Acquisition/ Design/FF&E
Bid and Construction
Current Expenditures Design
Current Expenditures Construction

	2013		2014		2015		2016		2017		2018		2019		2020		2021		2022	
	Q1	Q2	Q3	Q4	Q1	Q2	Q3	Q4	Q1	Q2	Q3	Q4	Q1	Q2	Q3	Q4	Q1	Q2	Q3	Q4
*Active Projects Only																				
FAIRFIELD CAMPUS																				
Science Building Phase 1																				
August 2014 Schedule/Budget					\$6,810,000															
March 2016 Schedule/Budget					\$5,045,312															
September 2018 Schedule/Budget					\$2,855,861															
May 1, 2019 Schedule/Budget					\$2,961,095															
Current Schedule (% of current phase)					100%															
Current Expenditures (% of Budget)					101%															
Current Expenditures (\$)					\$2,988,503															
Agriculture (Horticulture) Phase 1																				
February 2015 Schedule/Budget					\$117,333															
Current Schedule (% of current phase)					100%															
Current Expenditures (% of Budget)					100%															
Current Expenditures (\$)					\$117,333															
Horticulture Modular Restroom																				
August 2017 Schedule/Budget					\$14,688															
September 2018 Schedule/Budget					\$14,688															
Current Schedule (% of current phase)					100%															
Current Expenditures (% of Budget)					90%															
Current Expenditures (\$)					\$13,297															
Library/Learning Resource Center (1)																				
September 2017 Schedule/Budget					\$0															
September 2018 Schedule/Budget					\$2,906,957															
March 2020 Schedule/Budget					\$2,722,732															
Current Schedule (% of current phase)					30%															
Current Expenditures (% of Budget)					20%															
Current Expenditures (\$)					\$545,425															
VACAVILLE CAMPUS																				
VV Annex Classroom Building Renovation (Phase 2)																				
May 2017 Schedule/Budget					\$354,259															
February 2019 Schedule/Budget					\$390,066															
Current Schedule (% of current phase)					97%															
Current Expenditures (% of Budget)					95%															
Current Expenditures (\$)					\$369,845															

\$21,800,000
\$24,300,000
\$23,300,000
\$5,137,443
\$3,807,681
\$3,812,147
\$3,457,635



Schedule for Major Active Building Projects
Solano Community College
Per Bond Spending Plan Approved 3/18/2020

	2013		2014		2015		2016		2017		2018		2019		2020		2021		2022		
	Q1	Q2	Q3	Q4	Q1	Q2	Q3	Q4	Q1	Q2	Q3	Q4	Q1	Q2	Q3	Q4	Q1	Q2	Q3	Q4	
	Site Acquisition/ Design/FF&E																				
	Bid and Construction																				
Current Expenditures Design																					
Current Expenditures Construction																					
May 6, 2020																					
INFRASTRUCTURE IMPROVEMENTS																					
IT Infrastructure Improvements Phase 2, including B100 Generator																					
August 2017 Schedule/Budget																					
December 2017 Schedule/Budget																					
Current Schedule (% of current phase)																					
Current Expenditures (% of Budget)																					
Current Expenditures (\$)																					
ADA & CLASSROOM IMPROVEMENTS																					
Small Capital Projects Phase 1																					
August 2014 Schedule/Budget	\$800,000				\$900,000																
September 2016 Schedule/Budget	\$1,100,000				\$1,300,000				\$1,700,000												
March 1, 2017 Schedule/Budget	\$1,227,725				\$1,661,370				\$2,400,000												
May 1, 2019 Schedule/Budget	\$1,256,088				\$1,672,897				\$2,889,095												
March 18, 2020 Schedule/Budget	\$1,242,330				\$1,706,026				\$2,928,675												
Current Schedule (% of current phase)																					
Current Expenditures (% of Budget)	99%																				
Current Expenditures (\$)	\$1,210,926				\$1,661,370				\$2,872,296												
Small Capital Projects Phase 2																					
April 2017 Schedule/Budget																					
May 1, 2019 Schedule/Budget																					
November 20, 2019 Schedule/Budget																					
March 18, 2020 Schedule/Budget																					
Current Schedule (% of current phase)																					
Current Expenditures (% of Budget)																					
Current Expenditures (\$)																					

Notes:
 (1) Library/Learning Resource Center (Building 100 Replacement) - Current schedule reflects both State and Measure O funded scope. However, only Measure O Budget and Expenditures are reflected here.

10. PROJECT REPORTS

- A. Project Report Updates for Active Projects
- B. Project Report Update for Projects in Close-Out
- C. Project Report Updates for Closed Projects

Project Reports include a dashboard column next to schedule and budget indicating one of the following:

- "Green" – OK. Project is on schedule and on budget.
- "Yellow" – Caution. Project is significantly delayed with some impacts, but solutions are in place to mitigate any impacts. Project is at 0% budget contingency remaining balance, and project is not near completion.
- "Red" – Project is significantly delayed and/or over budget and may require Board approval of budget change.

ACTIVE PROJECTS



Solano Community College Library/Learning Resource Center (Building 100 Replacement)

A/E: Noll & Tam Architects

Contractor: BHM Construction

Status: Active

PROJECT SUMMARY

Project: Library/Learning Resource Center	
Project Scope: This project includes design and construction of a new Fairfield Campus Library/Learning Resource Center to replace the B100 Library, demolition of old portable buildings and B100 Library, and site restoration of these areas. The project will include the following components: planning, surveys and technical studies, design, construction, demolition, furniture, fixtures and equipment, inspection and project/construction management.	Project Manager: Noe Ramos (Kitchell) Status: Active Construction Manager: Cary Talbott (Swinerton) Original Project Budget: \$42,681,000 Current Project Budget: \$44,491,000 Project Start: November 2017 Project End: December 2021

Legend
<input type="checkbox"/> Not Started
<input type="checkbox"/> In Progress
<input checked="" type="checkbox"/> Completed

SCHEDULE

DESCRIPTION	Design			DSA	BID	IN CONST	% Comp	OCCUPIED	ON SCHED	COMMENTS
	SD	DD	CD							
Construction Phase	<input checked="" type="checkbox"/>	<input checked="" type="checkbox"/>	<input checked="" type="checkbox"/>	<input checked="" type="checkbox"/>	<input checked="" type="checkbox"/>	<input type="checkbox"/>	15%	<input type="checkbox"/>	Yes	Construction Phase

BUDGET

FUNDING SOURCE: Measure Q, State Funding, and Redevelopment Pass-Through Funding


JCAF	Amount Budgeted			Total Budget (A)	Encumbered (B)	Forecast to Complete (C)	Forecast at Completion (B+C)	Expenditures to Date (E)	Encumbrance Balance (B-E=F)	Budget Balance (A-B-G)
	Measure Q	State Capital Outlay	Redevelopment Pass-Through Funds							
1. SITE ACQUISITION	\$ -	\$ -	\$ -	\$ -	\$ -	\$ -	\$ -	\$ -	\$ -	\$ -
2. PLANS	\$ 53,818	\$ -	\$ -	\$ 53,818	\$ 48,217	\$ 5,601	\$ 53,818	\$ 45,417	\$ 2,800	\$ 5,601
3. WORKING DRAWINGS	\$ 150,669	\$ -	\$ -	\$ 150,669	\$ 101,769	\$ 48,900	\$ 150,669	\$ 48,553	\$ 53,217	\$ 48,900
4. CONSTRUCTION	\$ 18,158,334	\$ -	\$ -	\$ 18,158,334	\$ 17,055,838	\$ 1,102,496	\$ 18,158,334	\$ 4,212,903	\$ 12,842,936	\$ 1,102,496
5. CONTINGENCY	\$ 820,347	\$ -	\$ -	\$ 820,347	\$ -	\$ 820,347	\$ 820,347	\$ -	\$ -	\$ 820,347
6. ARCHITECTURAL AND ENGINEERING OVERSIGHT	\$ 379,539	\$ -	\$ -	\$ 379,539	\$ 369,381	\$ 10,158	\$ 379,539	\$ 243,276	\$ 126,105	\$ 10,158
7. TESTS AND INSPECTIONS	\$ 225,250	\$ -	\$ -	\$ 225,250	\$ 140,600	\$ 84,650	\$ 225,250	\$ 53,655	\$ 86,945	\$ 84,650
8. CONSTRUCTION MANAGEMENT	\$ 993,799	\$ -	\$ -	\$ 993,799	\$ 993,799	\$ -	\$ 993,799	\$ 82,184	\$ 911,616	\$ -
9. TOTAL CONSTRUCTION COSTS (4 THRU 8 ABOVE)	\$ 20,577,269	\$ -	\$ -	\$ 20,577,269	\$ 18,559,619	\$ 2,017,650	\$ 20,577,269	\$ 4,592,018	\$ 13,967,601	\$ 2,017,650
10. FURNITURE AND GROUP II EQUIPMENT	\$ 2,518,244	\$ -	\$ -	\$ 2,518,244	\$ 1,018,090	\$ 1,500,154	\$ 2,518,244	\$ 451,455	\$ 566,635	\$ 1,500,154
MEASURE Q - PROJECT COST	\$ 23,300,000	\$ -	\$ -	\$ 23,300,000	\$ 19,727,695	\$ 3,572,305	\$ 23,300,000	\$ 5,137,443	\$ 14,590,252	\$ 3,572,305
1. SITE ACQUISITION	\$ -	\$ -	\$ -	\$ -	\$ -	\$ -	\$ -	\$ -	\$ -	\$ -
2. PLANS	\$ -	\$ 1,543,000	\$ -	\$ 1,543,000	\$ 1,543,000	\$ -	\$ 1,543,000	\$ 1,543,000	\$ -	\$ -
3. WORKING DRAWINGS	\$ -	\$ 1,209,000	\$ -	\$ 1,209,000	\$ 1,209,000	\$ -	\$ 1,209,000	\$ 1,209,000	\$ -	\$ -
4. CONSTRUCTION	\$ -	\$ 13,433,000	\$ -	\$ 13,433,000	\$ 13,433,000	\$ -	\$ 13,433,000	\$ -	\$ 13,433,000	\$ -
5. CONTINGENCY	\$ -	\$ 1,560,000	\$ -	\$ 1,560,000	\$ -	\$ 1,560,000.00	\$ 1,560,000	\$ -	\$ -	\$ 1,560,000
6. ARCHITECTURAL AND ENGINEERING OVERSIGHT	\$ -	\$ 624,000	\$ -	\$ 624,000	\$ 624,000	\$ -	\$ 624,000	\$ -	\$ 624,000	\$ -
7. TESTS AND INSPECTIONS	\$ -	\$ 648,000	\$ -	\$ 648,000	\$ 342,532	\$ 305,468.00	\$ 648,000	\$ -	\$ 342,532	\$ 305,468
8. CONSTRUCTION MANAGEMENT	\$ -	\$ 674,000	\$ -	\$ 674,000	\$ 674,000	\$ -	\$ 674,000	\$ -	\$ 674,000	\$ -
9. TOTAL CONSTRUCTION COSTS (4 THRU 8 ABOVE)	\$ -	\$ 16,939,000	\$ -	\$ 16,939,000	\$ 15,073,532	\$ 1,865,468.00	\$ 16,939,000	\$ -	\$ 15,073,532	\$ 1,865,468
10. FURNITURE AND GROUP II EQUIPMENT	\$ -	\$ -	\$ -	\$ -	\$ -	\$ -	\$ -	\$ -	\$ -	\$ -
STATE CAPITAL OUTLAY - PROJECT COST	\$ -	\$ 19,691,000	\$ -	\$ 19,691,000	\$ 17,825,532	\$ 1,865,468	\$ 19,691,000	\$ 2,752,000	\$ 15,073,532	\$ 1,865,468
4. CONSTRUCTION			\$ 1,500,000	\$ 1,500,000	\$ -	\$ 1,500,000.00	\$ 1,500,000	\$ -	\$ -	\$ 1,500,000
REDEVELOPMENT FUND - PROJECT TOTAL			\$ 1,500,000	\$ 1,500,000	\$ -	\$ 1,500,000	\$ 1,500,000	\$ -	\$ -	\$ 1,500,000
TOTAL PROJECT COST	\$ 23,300,000	\$ 19,691,000	\$ 1,500,000	\$ 44,491,000	\$ 37,553,227	\$ 6,937,773	\$ 44,491,000	\$ 7,889,443	\$ 29,663,784	\$ 6,937,773

Issues and Concerns

1. Resequencing of baseline schedule to accommodate fire service redesign

Next 90 Days

1. Complete Phase 2 under slab utilities
2. SOG (slab on grade) prep
3. Place Phase 2 concrete SOG
4. Structural steel installation
5. Off site utility installation



Placing Concrete Phase 1 SOG



SOG Phase 1



Solano Community College VV Classroom Building 'Annex' Renovation (Phase 2)

A/E: CA Architects

Contractor: McCuen Construction Status: Active
(Primary Project)

PROJECT SUMMARY

Project: VV Classroom Building Renovation (Phase 2)

Project Scope:

Vacaville Classroom Building Renovation includes required DSA Certification building upgrades to provide instructional and student support spaces at the Vacaville Center site. The project will include the following components: building purchase, planning, assessments, surveys, design and construction; furniture, fixtures and equipment; project/construction management.

Project Manager: Noe Ramos (Corbels Project)
Status: Active
Original Project Budget: \$4,607,681 **Current Project Budget:** \$3,812,147
Project Start: May 2017 **Project End:** August 2020

Legend	
<input type="checkbox"/>	Not Started
<input type="checkbox"/>	In Progress
<input checked="" type="checkbox"/>	Completed

SCHEDULE

DESCRIPTION	Design			DSA	BID	IN CONST	% Comp.	OCCUPIED	CLOSE-OUT	ON SCHED	COMMENTS
	SD	DD	CD								
See Comments	<input checked="" type="checkbox"/>	<input checked="" type="checkbox"/>	<input checked="" type="checkbox"/>	<input checked="" type="checkbox"/>	<input checked="" type="checkbox"/>	<input checked="" type="checkbox"/>	99%	<input checked="" type="checkbox"/>	<input type="checkbox"/>	Yes	Building Project construction completed and closed. Several small additional projects in progress.

BUDGET

FUNDING SOURCE: Measure Q

JCAF	Amount Budgeted			Total Budget (A)	Encumbered (B)	Forecast to Complete (C)	Forecast at Completion (B+C)	Expenditures to Date (E)	Encumbrance Balance (B-E=F)	Budget Balance (A-B=G)
	Measure Q	State Capital Outlay	Prop 39							
1. SITE ACQUISITION	\$ -	\$ -	\$ -	\$ -	\$ -	\$ -	\$ -	\$ -	\$ -	\$ -
2. PLANS	\$ 139,607	\$ -	\$ -	\$ 139,607	\$ 139,537	\$ 70	\$ 139,607	\$ 139,537	\$ -	\$ 70
3. WORKING DRAWINGS	\$ 249,813	\$ -	\$ -	\$ 249,813	\$ 241,913	\$ 7,900	\$ 249,813	\$ 229,663	\$ 12,250	\$ 7,900
4. CONSTRUCTION	\$ 2,689,099	\$ -	\$ -	\$ 2,689,099	\$ 2,532,036	\$ 157,063	\$ 2,689,099	\$ 2,532,036	\$ -	\$ 157,063
5. CONTINGENCY	\$ 150,208	\$ -	\$ -	\$ 150,208	\$ -	\$ 150,208	\$ 150,208	\$ -	\$ -	\$ 150,208
6. ARCHITECTURAL AND ENGINEERING OVERSIGHT	\$ 107,570	\$ -	\$ -	\$ 107,570	\$ 102,050	\$ 5,520	\$ 107,570	\$ 102,050	\$ -	\$ 5,520
7. TESTS AND INSPECTIONS	\$ 320,204	\$ -	\$ -	\$ 320,204	\$ 303,071	\$ 17,133	\$ 320,204	\$ 303,071	\$ -	\$ 17,133
8. CONSTRUCTION MANAGEMENT	\$ 155,000	\$ -	\$ -	\$ 155,000	\$ 150,632	\$ 4,368	\$ 155,000	\$ 150,632	\$ -	\$ 4,368
9. TOTAL CONSTRUCTION COSTS (4 THRU 8 ABOVE)	\$ 3,422,081	\$ -	\$ -	\$ 3,422,081	\$ 3,087,789	\$ 334,292	\$ 3,422,081	\$ 3,087,789	\$ -	\$ 334,292
10. FURNITURE AND GROUP II EQUIPMENT	\$ 646	\$ -	\$ -	\$ 646	\$ 646	\$ -	\$ 646	\$ 646	\$ -	\$ -
11. TOTAL PROJECT COST	\$ 3,812,147	\$ -	\$ -	\$ 3,812,147	\$ 3,469,885	\$ 342,262	\$ 3,812,147	\$ 3,457,635	\$ 12,250	\$ 342,262

Issues and Concerns

1. No issues or concerns.

Next 90 Days

1. Complete design for Phase 2 of Corbels Project.
2. Bidding Phase for Phase 2 Corbels Project.



Decorative wood corbels cut-back and capped with metal flashing during Phase 1.



Additional dry-rot discovered that will need to be addressed in Phase 2.



**Solano Community College
IT Infrastructure Improvements (Phase 2)**

A/E: N/A

Contractor: N/A

Status: Active

PROJECT SUMMARY

Project: IT Infrastructure Improvements

Project Scope:

IT Infrastructure Improvements project is a District wide technology infrastructure project intended to provide necessary network, communication systems, desktop services and equipment improvements in support of instructional, student support and office spaces. The project includes the following components: planning, assessment, surveys, design and construction; IT and security equipment procurement; and project/construction management.

Project Manager: James (Kimo) Callian **Status:** Active
Total Project Budget: \$14,200,000
Original Ph 2 Project Budget: \$2,489,000 **Current Ph 2 Project Budget:** \$2,689,020
Project Start: May 2017 **Project End (Phase 2):** December 2020

Legend	
<input type="checkbox"/>	Not Started
<input type="checkbox"/>	In Progress
<input checked="" type="checkbox"/>	Completed

SCHEDULE

DESCRIPTION	Design			DSA	BID	IN CONST	% Comp.	OCCUPIED	CLOSE-OUT	ON SCHED	COMMENTS
	SD	DD	CD								
Procurement	<input type="checkbox"/>	<input type="checkbox"/>	<input type="checkbox"/>	<input type="checkbox"/>	<input type="checkbox"/>	<input type="checkbox"/>	92%	<input type="checkbox"/>	<input type="checkbox"/>	Yes	In various phases across all different procurements.

BUDGET

FUNDING SOURCE: Measure Q

JCAF	Amount Budgeted			Total Budget (A)	Encumbered (B)	Forecast to Complete (C)	Forecast at Completion (B+C)	Expenditures to Date (E)	Encumbrance Balance (B-E=F)	Budget Balance (A-B=G)
	Measure Q	State Capital Outlay	Prop 39							
1 Classroom Tech Upgrades	\$ 1,069,812	\$ -	\$ -	\$ 1,069,812	\$ 1,072,396	\$ 17,414	\$ 1,069,812	\$ 862,203	\$ 210,196	\$ 17,414
2 Computer Lab Computer Replacement (CLOSED)	\$ 75,273	\$ -	\$ -	\$ 75,273	\$ 75,273	\$ -	\$ 75,273	\$ 75,273	\$ -	\$ -
3 Faculty/Staff/Student Computer Replacement	\$ 258,229	\$ -	\$ -	\$ 258,229	\$ 258,229	\$ -	\$ 258,229	\$ 257,753	\$ 475	\$ -
4 Student Laptop Replacement (CLOSED)	\$ 67,526	\$ -	\$ -	\$ 67,526	\$ 67,526	\$ -	\$ 67,526	\$ 67,526	\$ -	\$ -
5 Building 100 Generator (CLOSED)	\$ 490,321	\$ -	\$ -	\$ 490,321	\$ 490,321	\$ -	\$ 490,321	\$ 490,321	\$ -	\$ -
6 Security Camera System Upgrade	\$ 10,509	\$ -	\$ -	\$ 10,509	\$ 10,509	\$ -	\$ 10,509	\$ 10,509	\$ -	\$ -
7 Security Camera Replacement Program	\$ 8,496	\$ -	\$ -	\$ 8,496	\$ 8,496	\$ -	\$ 8,496	\$ 8,496	\$ -	\$ -
8 Annual Network Upgrades	\$ 403,784	\$ -	\$ -	\$ 403,784	\$ 403,784	\$ -	\$ 403,784	\$ 403,784	\$ -	\$ -
9 Printer & Copier Replacement	\$ 65,249	\$ -	\$ -	\$ 65,249	\$ 65,249	\$ -	\$ 65,249	\$ 65,249	\$ -	\$ -
10 Email System Upgrade	\$ 110,641	\$ -	\$ -	\$ 110,641	\$ 110,641	\$ -	\$ 110,641	\$ 110,641	\$ -	\$ -
11 Vacaville (Annex) Technology Upgrade	\$ 109,181	\$ -	\$ -	\$ 109,181	\$ 109,181	\$ -	\$ 109,181	\$ 109,181	\$ -	\$ -
11. TOTAL PROJECT COST	\$ 2,689,020	\$ -	\$ -	\$ 2,689,020	\$ 2,671,605	\$ 17,414	\$ 2,689,020	\$ 2,480,935	\$ 210,671	\$ 17,414

Issues and Concerns

1. No issues or concerns at this time.

Next 90 Days

1. Continue SMART classroom upgrades and computer replacement.



**Solano Community College
Small Capital Projects Phase 2 - Other**

A/E: Various Contractor: Various Status: Active

PROJECT SUMMARY

Project: Small Capital Projects - Other

Project Scope: Small Capital Projects is a project consisting of smaller scale projects intended to provide necessary instructional, student support and office space improvements District wide. This summary sheet is to capture expenditures for mini-scale projects with expenditures less than \$58,242 or very close to this dollar amount. [Beginning January 1, 2020, the dollar limit was increased from \$50,000 to \$58,242 to remain aligned with the annual adjustments routinely made in accordance with P.C.C. (Public Contract Code) policies and processes. In the future, this dollar adjustment will be made when it is made for P.C.C. projects.]	Project Manager: Various	Status: Active
	Original Project Budget: \$50,000	Current Project Budget: \$700,000
	Project Start: July 2018	Project End: May 2021

Legend	
<input type="checkbox"/>	Not Started
<input type="checkbox"/>	In Progress
<input type="checkbox"/>	Completed

SCHEDULE

DESCRIPTION	Design			DSA	BID	IN CONST	% Comp.	OCCUPIED	CLOSE-OUT	ON SCHED	COMMENTS
	SD	DD	CD								
Small scale projects, part of the Small Capital Projects overall scope and budget.	<input type="checkbox"/>	<input type="checkbox"/>	<input type="checkbox"/>	<input type="checkbox"/>	<input type="checkbox"/>	<input type="checkbox"/>	NA	<input type="checkbox"/>	<input type="checkbox"/>	Yes	These small projects move quickly through the project delivery process. At any one time, there will be projects in most phases.

Expenditures

FUNDING SOURCE: Measure Q

Projects	Amount Budgeted			Total Budget (A)	Encumbered (B)	Forecast to Complete (C)	Forecast at Completion (B+C)	Expenditures to Date (E)	Encumbrance Balance (B-E=F)	Budget Balance (A-B=G)
	Measure Q	State Capital Outlay	Prop 39							
1 Upgrade HVAC System VV and VJ - Design (Closed)	\$ 2,400	\$ -	\$ -	\$ 2,400	\$ 2,400	\$ -	\$ 2,400	\$ 2,400	\$ -	\$ -
2 Autotech Acoustic Study	\$ 54,380	\$ -	\$ -	\$ 54,380	\$ 14,380	\$ -	\$ 14,380	\$ 14,380	\$ -	\$ 40,000
3 Building 1200 Signage (Closed)	\$ 8,180	\$ -	\$ -	\$ 8,180	\$ 8,180	\$ -	\$ 8,180	\$ 8,180	\$ -	\$ -
4 Portables Low Voltage Revisions (Closed)	\$ 27,745	\$ -	\$ -	\$ 27,745	\$ 27,745	\$ -	\$ 27,745	\$ 27,745	\$ -	\$ -
5 Building 300 Exterior Signage (Closed)	\$ 3,037	\$ -	\$ -	\$ 3,037	\$ 3,037	\$ -	\$ 3,037	\$ 3,037	\$ -	\$ -
6 Building 1800B Print Shop	\$ 50,000	\$ -	\$ -	\$ 50,000	\$ 8,500	\$ 41,500	\$ 50,000	\$ 1,300	\$ 7,200	\$ 41,500
7 Childcare Building 200A Repair (Closed)	\$ 24,631	\$ -	\$ -	\$ 24,631	\$ 24,631	\$ -	\$ 24,631	\$ 24,631	\$ -	\$ -
8 Biotech Casework Improvement	\$ 30,500	\$ -	\$ -	\$ 30,500	\$ 30,500	\$ -	\$ 30,500	\$ -	\$ 30,500	\$ -
9 Pedestrian & Vehicle Wayfinding Signs (Design)	\$ 1,186	\$ -	\$ -	\$ 1,186	\$ 1,186	\$ -	\$ 1,186	\$ -	\$ 1,186	\$ -
10 Fairfield Campus Building Exteriors (Design)	\$ 34,510	\$ -	\$ -	\$ 34,510	\$ 34,510	\$ -	\$ 34,510	\$ 3,451	\$ 31,059	\$ -
11 Autotech Dyno Room Reconfiguration	\$ 45,794	\$ -	\$ -	\$ 45,794	\$ -	\$ 45,794	\$ 45,794	\$ -	\$ -	\$ 45,794
12 Room 1315 Countertop Replacement (Closed)	\$ 14,000	\$ -	\$ -	\$ 14,000	\$ 14,000	\$ -	\$ 14,000	\$ 14,000	\$ -	\$ -
13 Building 1900 Administration Office Renovation	\$ 38,732	\$ -	\$ -	\$ 38,732	\$ 38,732	\$ -	\$ 38,732	\$ 31,000	\$ 7,732	\$ -
14 Early Learning Center Modernization (Design)	\$ 12,500	\$ -	\$ -	\$ 12,500	\$ 12,500	\$ -	\$ 12,500	\$ -	\$ 12,500	\$ -
15 Portable Relocation (Closed)	\$ 13,534	\$ -	\$ -	\$ 13,534	\$ 13,534	\$ -	\$ 13,534	\$ 13,534	\$ -	\$ -
16 B1500 Corridor Painting (Closed)	\$ 7,187	\$ -	\$ -	\$ 7,187	\$ 7,187	\$ -	\$ 7,187	\$ 7,187	\$ -	\$ -
17 Pool Deck Repair (Closed)	\$ 6,000	\$ -	\$ -	\$ 6,000	\$ 6,000	\$ -	\$ 6,000	\$ 6,000	\$ -	\$ -
18 B900 Wall Paper Repair (Closed)	\$ 2,485	\$ -	\$ -	\$ 2,485	\$ 2,485	\$ -	\$ 2,485	\$ 2,485	\$ -	\$ -
19 Parking Lot 6 Seal Coat (Closed)	\$ 12,137	\$ -	\$ -	\$ 12,137	\$ 12,137	\$ -	\$ 12,137	\$ 12,137	\$ -	\$ -
20 Pool Cover Replacement (Closed)	\$ 9,234	\$ -	\$ -	\$ 9,234	\$ 9,234	\$ -	\$ 9,234	\$ 9,234	\$ -	\$ -
21 Building 1900 Trench Drain	\$ 29,145	\$ -	\$ -	\$ 29,145	\$ 29,145	\$ -	\$ 29,145	\$ -	\$ 29,145	\$ -
22 Fairfield Campus Perimeter Road Striping	\$ 55,060	\$ -	\$ -	\$ 55,060	\$ 55,060	\$ -	\$ 55,060	\$ -	\$ 55,060	\$ -
23 B1600 Cosmetology Improvement	\$ 10,140	\$ -	\$ -	\$ 10,140	\$ 10,140	\$ -	\$ 10,140	\$ -	\$ 10,140	\$ -
24 Room 808 Repairs	\$ 6,230	\$ -	\$ -	\$ 6,230	\$ 6,230	\$ -	\$ 6,230	\$ -	\$ 6,230	\$ -
25 Vallejo Center Drinking Fountain and Water Line	\$ 6,000	\$ -	\$ -	\$ 6,000	\$ 6,000	\$ -	\$ 6,000	\$ -	\$ 6,000	\$ -
26 Vacaville Center Storage Enclosure	\$ 27,787	\$ -	\$ -	\$ 27,787	\$ -	\$ 27,787	\$ 27,787	\$ -	\$ -	\$ 27,787
27 Chiller #3 Circuit Breaker Replacement	\$ 7,368	\$ -	\$ -	\$ 7,368	\$ 7,368	\$ -	\$ 7,368	\$ -	\$ 7,368	\$ -
11. TOTAL PROJECT COST	\$ 539,900	\$ -	\$ -	\$ 539,900	\$ 384,819	\$ 115,081	\$ 499,900	\$ 180,700	\$ 204,119	\$ 155,081

Issues and Concerns

1. No issues or concerns at this time.

Next 90 Days

1. Continue work on various small projects. Due to scale and quickness of project completion, status update details are not generally provided on these very minor projects.



B1900 Admin Reno.



Parking Lot 6 Seal Coat



**Solano Community College
Small Capital Projects - B300 Modifications - Graphics & Mailroom**

A/E: HMR Architects

Contractor: Arthulia, Inc.

Status: Active



PROJECT SUMMARY

Project: Small Capital Projects - B300 Modifications - Graphics & Mailroom			
Project Scope: The Mailroom and Graphics Project consists of the renovation of two existing spaces in Building 300. These spaces will be converted into the District's new mailroom and graphics services spaces. The project will include the following components: planning, design and construction.	Project Manager: Noe Ramos	Status: Construction	
	Original Project Budget: \$250,000	Current Project Budget: \$316,104	
	Project Start: June 2019	Project End: June 2020	

SCHEDULE

DESCRIPTION	Design			DSA	BID	IN CONST	% Comp.	OCCUPIED	CLOSE-OUT	ON SCHED	COMMENTS
	SD	DD	CD								
DSA Review Phase	■	■	■	■	■	□	0%	□	□	Yes	

Legend	
□	Not Started
▣	In Progress
■	Completed

BUDGET

FUNDING SOURCE: Measure Q

JCAF	Amount Budgeted			Total Budget (A)	Encumbered (B)	Forecast to Complete (C)	Forecast at Completion (B+C)	Expenditures to Date (E)	Encumbrance Balance (B-E=F)	Budget Balance (A-B=G)
	Measure Q	State Capital Outlay	Prop 39							
1. SITE ACQUISITION	\$ -	\$ -	\$ -	\$ -	\$ -	\$ -	\$ -	\$ -	\$ -	\$ -
2. PLANS	\$ -	\$ -	\$ -	\$ -	\$ -	\$ -	\$ -	\$ -	\$ -	\$ -
3. WORKING DRAWINGS	\$ 70,354	\$ -	\$ -	\$ 70,354	\$ 65,354	\$ 5,000	\$ 70,354	\$ 58,500	\$ 6,854	\$ 5,000
4. CONSTRUCTION	\$ 210,000	\$ -	\$ -	\$ 210,000	\$ 210,000	\$ -	\$ 210,000	\$ -	\$ 210,000	\$ -
5. CONTINGENCY	\$ 21,000	\$ -	\$ -	\$ 21,000	\$ -	\$ 21,000	\$ 21,000	\$ -	\$ -	\$ 21,000
6. ARCHITECTURAL AND ENGINEERING OVERSIGHT	\$ -	\$ -	\$ -	\$ -	\$ -	\$ -	\$ -	\$ -	\$ -	\$ -
7. TESTS AND INSPECTIONS	\$ 7,250	\$ -	\$ -	\$ 7,250	\$ 7,250	\$ -	\$ 7,250	\$ -	\$ 7,250	\$ -
8. CONSTRUCTION MANAGEMENT	\$ -	\$ -	\$ -	\$ -	\$ -	\$ -	\$ -	\$ -	\$ -	\$ -
9. TOTAL CONSTRUCTION COSTS (4 THRU 8 ABOVE)	\$ 238,250	\$ -	\$ -	\$ 238,250	\$ 217,250	\$ 21,000	\$ 238,250	\$ -	\$ 217,250	\$ 21,000
10. FURNITURE AND GROUP II EQUIPMENT	\$ 7,500	\$ -	\$ -	\$ 7,500	\$ -	\$ -	\$ -	\$ -	\$ -	\$ 7,500
11. TOTAL PROJECT COST	\$ 316,104	\$ -	\$ -	\$ 316,104	\$ 282,604	\$ 26,000	\$ 308,604	\$ 58,500	\$ 224,104	\$ 33,500

Issues and Concerns

1. COVID-19 impacts, if any, due to labor shortages or supply chain issues are unknown at this time.

Next 90 Days

- Start Construction.
- Complete Construction.
- Move Graphics Department and Mailroom into new spaces.
- DSA Closeout.



Proposed Mailroom/ Staff Copy Area



Proposed Graphics Area



**Solano Community College
Small Capital Projects - Bleacher Replacement-Baseball & Soccer**

A/E: Aedis, Inc.

Contractor: Pro Builders

Status: Active



PROJECT SUMMARY

Project: Small Capital Projects - Bleacher Replacement - Baseball & Soccer

Project Scope:
The Bleacher Replacement-Baseball & Soccer Project consists of the complete Division of State Architect (DSA) close-out of the uncertified Athletic Field Renovation Project #02-109982. The project also includes the removal and replacement of the existing bleacher systems at the Baseball and Soccer Fields. These bleachers will be replaced with new DSA approved and ADA compliant bleachers.

Project Manager: Noe Ramos **Status:** Close-Out / Construction

Original Project Budget: \$750,000 **Current Project Budget:** \$750,000

Project Start: June 2019 **Project End:** December 2020

Legend	
<input type="checkbox"/>	Not Started
<input type="checkbox"/>	In Progress
<input checked="" type="checkbox"/>	Completed

SCHEDULE

DESCRIPTION	Design			DSA	BID	IN CONST	% Comp.	OCCUPIED	CLOSE-OUT	ON SCHED	COMMENTS
	SD	DD	CD								
Close-out of DSA Project #02-109982 Replacement of Baseball and Soccer Bleachers	<input checked="" type="checkbox"/>	<input checked="" type="checkbox"/>	<input checked="" type="checkbox"/>	<input type="checkbox"/>	<input checked="" type="checkbox"/>	<input checked="" type="checkbox"/>	95%	<input type="checkbox"/>	<input type="checkbox"/>	YES	
	<input checked="" type="checkbox"/>	<input checked="" type="checkbox"/>	<input checked="" type="checkbox"/>	<input checked="" type="checkbox"/>	<input checked="" type="checkbox"/>	<input type="checkbox"/>	0%	<input type="checkbox"/>	<input type="checkbox"/>	YES	

OK

BUDGET

FUNDING SOURCE: Measure Q

JCAF	Amount Budgeted			Total Budget (A)	Encumbered (B)	Forecast to Complete (C)	Forecast at Completion (B+C)	Expenditures to Date (E)	Encumbrance Balance (B-E=F)	Budget Balance (A-B=G)
	Measure Q	State Capital Outlay	Prop 39							
1. SITE ACQUISITION	\$ -	\$ -	\$ -	\$ -	\$ -	\$ -	\$ -	\$ -	\$ -	\$ -
2. PLANS	\$ -	\$ -	\$ -	\$ -	\$ -	\$ -	\$ -	\$ -	\$ -	\$ -
3. WORKING DRAWINGS	\$ 64,511	\$ -	\$ -	\$ 64,511	\$ 62,643	\$ 1,868	\$ 64,511	\$ 51,485	\$ 11,158	\$ 1,868
4. CONSTRUCTION	\$ 550,000	\$ -	\$ -	\$ 550,000	\$ 246,600	\$ 303,400	\$ 550,000	\$ 8,600	\$ 238,000	\$ 303,400
5. CONTINGENCY	\$ 55,000	\$ -	\$ -	\$ 55,000	\$ -	\$ 55,000	\$ 55,000	\$ -	\$ -	\$ 55,000
6. ARCHITECTURAL AND ENGINEERING OVERSIGHT	\$ -	\$ -	\$ -	\$ -	\$ -	\$ -	\$ -	\$ -	\$ -	\$ -
7. TESTS AND INSPECTIONS	\$ 80,489	\$ -	\$ -	\$ 80,489	\$ 29,900	\$ 50,589	\$ 80,489	\$ -	\$ 29,900	\$ 50,589
8. CONSTRUCTION MANAGEMENT	\$ -	\$ -	\$ -	\$ -	\$ -	\$ -	\$ -	\$ -	\$ -	\$ -
9. TOTAL CONSTRUCTION COSTS (4 THRU 8 ABOVE)	\$ 685,489	\$ -	\$ -	\$ 685,489	\$ 276,500	\$ 408,989	\$ 685,489	\$ 8,600	\$ 267,900	\$ 408,989
10. FURNITURE AND GROUP II EQUIPMENT	\$ -	\$ -	\$ -	\$ -	\$ -	\$ -	\$ -	\$ -	\$ -	\$ -
11. TOTAL PROJECT COST	\$ 750,000	\$ -	\$ -	\$ 750,000	\$ 339,143	\$ 410,857	\$ 750,000	\$ 60,085	\$ 279,058	\$ 410,857

OK

Issues and Concerns

1. COVID-19 impacts, if any, due to labor shortages or supply chain issues are unknown at this time.

Next 90 Days

1. Start Construction.
2. Complete Construction.
3. DSA Closeout.



Existing Baseball Field Bleachers



Existing Soccer Field Bleachers



Solano Community College Small Capital Projects - Parking Lot #1 Resurfacing

A/E: CSW/Stuber-Stroeh

Contractor: O.C. Jones & Sons

Status: Active



PROJECT SUMMARY

Project: Small Capital Projects - Parking Lot #1 Resurfacing			
Project Scope: The Parking Lot #01 Resurfacing Project consists of the complete removal and replacement of the failing asphalt at Parking Lot #01 on the Fairfield Campus. This project will also include all necessary access compliance upgrades per the Division of the State Architect (DSA).	Project Manager: Noe Ramos		Status: Construction
	Original Project Budget: \$2,000,000		Current Project Budget: \$2,000,000
	Project Start: November 2019	Project End: August 2020	

Legend
<input type="checkbox"/> Not Started
<input type="checkbox"/> In Progress
<input checked="" type="checkbox"/> Completed

SCHEDULE

DESCRIPTION	Design			DSA	BID	IN CONST	% Comp.	OCCUPIED	CLOSE-OUT	ON SCHED	COMMENTS
	SD	DD	CD								
Schematic Design Phase of Parking Lot	<input checked="" type="checkbox"/>	<input checked="" type="checkbox"/>	<input checked="" type="checkbox"/>	<input checked="" type="checkbox"/>	<input checked="" type="checkbox"/>	<input type="checkbox"/>	2%	<input type="checkbox"/>	<input type="checkbox"/>	YES	

OK

BUDGET

FUNDING SOURCE: Measure Q

JCAF	Amount Budgeted			Total Budget (A)	Encumbered (B)	Forecast to Complete (C)	Forecast at Completion (B+C)	Expenditures to Date (E)	Encumbrance Balance (B-E=F)	Budget Balance (A-B=G)
	Measure Q	State Capital Outlay	Prop 39							
1. SITE ACQUISITION	\$ -	\$ -	\$ -	\$ -	\$ -	\$ -	\$ -	\$ -	\$ -	\$ -
2. PLANS	\$ -	\$ -	\$ -	\$ -	\$ -	\$ -	\$ -	\$ -	\$ -	\$ -
3. WORKING DRAWINGS	\$ 38,400	\$ -	\$ -	\$ 38,400	\$ 25,012	\$ 13,388	\$ 38,400	\$ 6,681	\$ 18,331	\$ 13,388
4. CONSTRUCTION	\$ 1,760,000	\$ -	\$ -	\$ 1,760,000	\$ 1,339,000	\$ 421,000	\$ 1,760,000	\$ -	\$ 1,339,000	\$ 421,000
5. CONTINGENCY	\$ 176,000	\$ -	\$ -	\$ 176,000	\$ -	\$ 176,000	\$ 176,000	\$ -	\$ -	\$ 176,000
6. ARCHITECTURAL AND ENGINEERING OVERSIGHT	\$ -	\$ -	\$ -	\$ -	\$ -	\$ -	\$ -	\$ -	\$ -	\$ -
7. TESTS AND INSPECTIONS	\$ 25,600	\$ -	\$ -	\$ 25,600	\$ 6,000	\$ 19,600	\$ 25,600	\$ -	\$ 6,000	\$ 19,600
8. CONSTRUCTION MANAGEMENT	\$ -	\$ -	\$ -	\$ -	\$ -	\$ -	\$ -	\$ -	\$ -	\$ -
9. TOTAL CONSTRUCTION COSTS (4 THRU 8 ABOVE)	\$ 1,961,600	\$ -	\$ -	\$ 1,961,600	\$ 1,345,000	\$ 616,600	\$ 1,961,600	\$ -	\$ 1,345,000	\$ 616,600
10. FURNITURE AND GROUP II EQUIPMENT	\$ -	\$ -	\$ -	\$ -	\$ -	\$ -	\$ -	\$ -	\$ -	\$ -
11. TOTAL PROJECT COST	\$ 2,000,000	\$ -	\$ -	\$ 2,000,000	\$ 1,370,012	\$ 629,988	\$ 2,000,000	\$ 6,681	\$ 1,363,331	\$ 629,988

OK

Issues and Concerns

1. COVID-19 impacts, if any, due to labor shortages or supply chain issues are unknown at this time.

Next 90 Days

1. Start construction.
2. Completion of construction.
3. DSA Closeout.



Existing Parking Lot #01



Existing Parking Lot #01



**Solano Community College
Small Capital Projects - Districtwide FF&E**

A/E: N/A

Contractor: N/A

Status: Active



PROJECT SUMMARY

Project: Small Capital Projects - Districtwide FF&E

Project Scope:

Small Capital Projects - District wide FF&E is a project consisting of small scale furniture, fixtures and equipment purchases and installations intended to provide improvements to instructional, student support and administrative space District wide.

Project Manager: Various **Status:** Procurement

Original Project Budget: \$260,000 **Current Project Budget:** \$260,000

Project Start: January 2020 **Project End:** September 2020

Legend	
<input type="checkbox"/>	Not Started
<input type="checkbox"/>	In Progress
<input checked="" type="checkbox"/>	Completed

SCHEDULE

DESCRIPTION	Design			DSA	BID	IN CONST	% Comp.	OCCUPIED	CLOSE-OUT	ON SCHED	COMMENTS	OK
	SD	DD	CD									
Procurement and Installation	NA	NA	NA	NA	NA	NA	NA	NA	NA	YES	This project does not have traditional project phases as it consists of furniture, fixture and equipment purchases and installations.	OK

BUDGET

FUNDING SOURCE: Measure Q

JCAF	Amount Budgeted			Total Budget (A)	Encumbered (B)	Forecast to Complete (C)	Forecast at Completion (B+C)	Expenditures to Date	Encumbrance Balance (B-E=F)	Budget Balance (A-B=G)	OK
	Measure Q	State Capital Outlay	Prop 39								
1. SITE ACQUISITION	\$ -	\$ -	\$ -	\$ -	\$ -	\$ -	\$ -	\$ -	\$ -	\$ -	
2. PLANS	\$ -	\$ -	\$ -	\$ -	\$ -	\$ -	\$ -	\$ -	\$ -	\$ -	
3. WORKING DRAWINGS	\$ -	\$ -	\$ -	\$ -	\$ -	\$ -	\$ -	\$ -	\$ -	\$ -	
4. CONSTRUCTION	\$ -	\$ -	\$ -	\$ -	\$ -	\$ -	\$ -	\$ -	\$ -	\$ -	
5. CONTINGENCY	\$ -	\$ -	\$ -	\$ -	\$ -	\$ -	\$ -	\$ -	\$ -	\$ -	
6. ARCHITECTURAL AND ENGINEERING OVERSIGHT	\$ -	\$ -	\$ -	\$ -	\$ -	\$ -	\$ -	\$ -	\$ -	\$ -	
7. TESTS AND INSPECTIONS	\$ -	\$ -	\$ -	\$ -	\$ -	\$ -	\$ -	\$ -	\$ -	\$ -	
8. CONSTRUCTION MANAGEMENT	\$ -	\$ -	\$ -	\$ -	\$ -	\$ -	\$ -	\$ -	\$ -	\$ -	
9. TOTAL CONSTRUCTION COSTS (4 THRU 8 ABOVE)	\$ -	\$ -	\$ -	\$ -	\$ -	\$ -	\$ -	\$ -	\$ -	\$ -	
10. FURNITURE AND GROUP II EQUIPMENT	\$ 260,000	\$ -	\$ -	\$ 260,000	\$ 230,778	\$ 29,222	\$ 260,000	\$ 1,113	\$ 229,665	\$ 29,222	
11. TOTAL PROJECT COST	\$ 260,000	\$ -	\$ -	\$ 260,000	\$ 230,778	\$ 29,222	\$ 260,000	\$ 1,113	\$ 229,665	\$ 29,222	

Issues and Concerns

1. None at this time.

Next 90 Days

1. Procurement and Installation of FF&E continues as needs are identified and addressed.



**Solano Community College
Small Capital Projects - Capital Equipment**

A/E: N/A

Contractor: N/A

Status: Active



PROJECT SUMMARY

Project: Small Capital Projects - Capital Equipment

Project Scope:
Small Capital Projects - Capital Equipment is a project consisting of small scale capital equipment purchases intended to provide for instructional, student support, administrative, and maintenance and operations improvements District wide.

Project Manager: Various	Status: Procurement
Original Project Budget: \$1,300,000	Current Project Budget: \$1,300,000
Project Start: January 2020	Project End: September 2020

SCHEDULE

Legend	
<input type="checkbox"/>	Not Started
<input type="checkbox"/>	In Progress
<input checked="" type="checkbox"/>	Completed

DESCRIPTION	Design			DSA	BID	IN CONST	% Comp	OCCUPIED	CLOSE-OUT	ON SCHED	COMMENTS
	SD	DD	CD								
Procurement	NA	NA	NA	NA	NA	NA	NA	NA	NA	YES	This project does not have traditional project phases as it consists of capital equipment purchases only.

BUDGET

FUNDING SOURCE: Measure Q

JCAF	Amount Budgeted			Total Budget (A)	Encumbered (B)	Forecast to Complete (C)	Forecast at Completion (B+C)	Expenditures to Date	Encumbrance Balance (B-E=F)	Budget Balance (A-B=G)
	Measure Q	State Capital Outlay	Prop 39							
1. SITE ACQUISITION	\$ -	\$ -	\$ -	\$ -	\$ -	\$ -	\$ -	\$ -	\$ -	\$ -
2. PLANS	\$ -	\$ -	\$ -	\$ -	\$ -	\$ -	\$ -	\$ -	\$ -	\$ -
3. WORKING DRAWINGS	\$ -	\$ -	\$ -	\$ -	\$ -	\$ -	\$ -	\$ -	\$ -	\$ -
4. CONSTRUCTION	\$ -	\$ -	\$ -	\$ -	\$ -	\$ -	\$ -	\$ -	\$ -	\$ -
5. CONTINGENCY	\$ -	\$ -	\$ -	\$ -	\$ -	\$ -	\$ -	\$ -	\$ -	\$ -
6. ARCHITECTURAL AND ENGINEERING OVERSIGHT	\$ -	\$ -	\$ -	\$ -	\$ -	\$ -	\$ -	\$ -	\$ -	\$ -
7. TESTS AND INSPECTIONS	\$ -	\$ -	\$ -	\$ -	\$ -	\$ -	\$ -	\$ -	\$ -	\$ -
8. CONSTRUCTION MANAGEMENT	\$ -	\$ -	\$ -	\$ -	\$ -	\$ -	\$ -	\$ -	\$ -	\$ -
9. TOTAL CONSTRUCTION COSTS (4 THRU 8 ABOVE)	\$ -	\$ -	\$ -	\$ -	\$ -	\$ -	\$ -	\$ -	\$ -	\$ -
10. FURNITURE AND GROUP II EQUIPMENT	\$ 1,300,000	\$ -	\$ -	\$ 1,300,000	\$ 1,210,015	\$ 89,985	\$ 1,300,000	\$ 127,353	\$ 1,082,662	\$ 89,985
11. TOTAL PROJECT COST	\$ 1,300,000	\$ -	\$ -	\$ 1,300,000	\$ 1,210,015	\$ 89,985	\$ 1,300,000	\$ 127,353	\$ 1,082,662	\$ 89,985

Issues and Concerns

1. None at this time.

Next 90 Days

1. Procurement continues as needs are identified and addressed.



**Solano Community College
Small Capital Projects - Districtwide Security Lockdown System**

A/E: N/A

Contractor: N/A

Status: Active



PROJECT SUMMARY

Project: Small Capital Projects - Districtwide Security Lockdown System	
Project Scope: The Small Capital Projects - District wide Security Lockdown System Project consists of the purchase and installation of electronic security system equipment to expand the current District wide building lockdown system throughout existing buildings. (New buildings have this system installed.) This project allows existing buildings to be upgraded for improved security.	Project Manager: Various Status: Procurement
	Original Project Budget: \$270,009 Current Project Budget: \$270,009
	Project Start: January 2020 Project End: June 2020

SCHEDULE

Legend	
<input type="checkbox"/>	Not Started
<input type="checkbox"/>	In Progress
<input checked="" type="checkbox"/>	Completed

DESCRIPTION	Design			DSA	BID	IN CONST	% Comp.	OCCUPIED	CLOSE-OUT	ON SCHED	COMMENTS
	SD	DD	CD								
Procurement and Installation	NA	NA	NA	NA	NA	NA	10%	NA	NA	YES	This project does not have traditional project phases as it consists of purchase and installation only.

BUDGET

FUNDING SOURCE: Measure Q

JCAF	Amount Budgeted			Total Budget (A)	Encumbered (B)	Forecast to Complete (C)	Forecast at Completion (B+C)	Expenditures to Date	Encumbrance Balance (B-E=F)	Budget Balance (A-B=G)
	Measure Q	State Capital Outlay	Prop 39							
1. SITE ACQUISITION	\$ -	\$ -	\$ -	\$ -	\$ -	\$ -	\$ -	\$ -	\$ -	\$ -
2. PLANS	\$ -	\$ -	\$ -	\$ -	\$ -	\$ -	\$ -	\$ -	\$ -	\$ -
3. WORKING DRAWINGS	\$ -	\$ -	\$ -	\$ -	\$ -	\$ -	\$ -	\$ -	\$ -	\$ -
4. CONSTRUCTION	\$ -	\$ -	\$ -	\$ -	\$ -	\$ -	\$ -	\$ -	\$ -	\$ -
5. CONTINGENCY	\$ -	\$ -	\$ -	\$ -	\$ -	\$ -	\$ -	\$ -	\$ -	\$ -
6. ARCHITECTURAL AND ENGINEERING OVERSIGHT	\$ -	\$ -	\$ -	\$ -	\$ -	\$ -	\$ -	\$ -	\$ -	\$ -
7. TESTS AND INSPECTIONS	\$ -	\$ -	\$ -	\$ -	\$ -	\$ -	\$ -	\$ -	\$ -	\$ -
8. CONSTRUCTION MANAGEMENT	\$ -	\$ -	\$ -	\$ -	\$ -	\$ -	\$ -	\$ -	\$ -	\$ -
9. TOTAL CONSTRUCTION COSTS (4 THRU 8 ABOVE)	\$ -	\$ -	\$ -	\$ -	\$ -	\$ -	\$ -	\$ -	\$ -	\$ -
10. FURNITURE AND GROUP II EQUIPMENT	\$ 270,009	\$ -	\$ -	\$ 270,009	\$ 270,009	\$ -	\$ 270,009	\$ -	\$ 270,009	\$ -
11. TOTAL PROJECT COST	\$ 270,009	\$ -	\$ -	\$ 270,009	\$ 270,009	\$ -	\$ 270,009	\$ -	\$ 270,009	\$ -

Issues and Concerns
1. None at this time.

Next 90 Days
1. Procurement continues. 2. Delivery of Materials. 3. Installation.



Solano Community College Small Capital Projects - Building 800 Parking Lot Rehabilitation

A/E: N/A

Contractor: Lister Construction

Status: Active



PROJECT SUMMARY

Project: Small Capital Projects - Building 800 Parking Lot Rehabilitation

Project Scope:
The Small Capital Projects - Building 800 Parking Lot Rehabilitation Project consists of the completion of all necessary access compliance upgrades per the Division of the State Architect (DSA). The scope of work includes demolition and replacement of the asphalt parking lot and select portions of concrete to address current non-compliant conditions located near Building 800 on the Fairfield campus.

Project Manager: Jason Yi **Status:** Construction

Original Project Budget: \$59,980 **Current Project Budget:** \$59,980

Project Start: January 2020 **Project End:** April 2020

Legend	
<input type="checkbox"/>	Not Started
<input type="checkbox"/>	In Progress
<input checked="" type="checkbox"/>	Completed

SCHEDULE

DESCRIPTION	Design			DSA	BID	IN CONST	% Comp.	OCCUPIED	CLOSE-OUT	ON SCHED	COMMENTS
	SD	DD	CD								
Construction Phase.	<input checked="" type="checkbox"/>	<input checked="" type="checkbox"/>	<input checked="" type="checkbox"/>	<input checked="" type="checkbox"/>	<input checked="" type="checkbox"/>	<input type="checkbox"/>	90%	<input type="checkbox"/>	<input type="checkbox"/>	YES	Demotion and site work has begun.

BUDGET

FUNDING SOURCE: Measure Q

JCAF	Amount Budgeted			Total Budget (A)	Encumbered (B)	Forecast to Complete (C)	Forecast at Completion (B+C)	Expenditures to Date	Encumbrance Balance (B-E=F)	Budget Balance (A-B=G)
	Measure Q	State Capital Outlay	Prop 39							
1. SITE ACQUISITION	\$ -	\$ -	\$ -	\$ -	\$ -	\$ -	\$ -	\$ -	\$ -	\$ -
2. PLANS	\$ -	\$ -	\$ -	\$ -	\$ -	\$ -	\$ -	\$ -	\$ -	\$ -
3. WORKING DRAWINGS	\$ -	\$ -	\$ -	\$ -	\$ -	\$ -	\$ -	\$ -	\$ -	\$ -
4. CONSTRUCTION	\$ 59,980	\$ -	\$ -	\$ 59,980	\$ 59,980	\$ -	\$ 59,980	\$ -	\$ 59,980	\$ -
5. CONTINGENCY	\$ -	\$ -	\$ -	\$ -	\$ -	\$ -	\$ -	\$ -	\$ -	\$ -
6. ARCHITECTURAL AND ENGINEERING OVERSIGHT	\$ -	\$ -	\$ -	\$ -	\$ -	\$ -	\$ -	\$ -	\$ -	\$ -
7. TESTS AND INSPECTIONS	\$ -	\$ -	\$ -	\$ -	\$ -	\$ -	\$ -	\$ -	\$ -	\$ -
8. CONSTRUCTION MANAGEMENT	\$ -	\$ -	\$ -	\$ -	\$ -	\$ -	\$ -	\$ -	\$ -	\$ -
9. TOTAL CONSTRUCTION COSTS (4 THRU 8 ABOVE)	\$ 59,980	\$ -	\$ -	\$ 59,980	\$ 59,980	\$ -	\$ 59,980	\$ -	\$ 59,980	\$ -
10. FURNITURE AND GROUP II EQUIPMENT	\$ -	\$ -	\$ -	\$ -	\$ -	\$ -	\$ -	\$ -	\$ -	\$ -
11. TOTAL PROJECT COST	\$ 59,980	\$ -	\$ -	\$ 59,980	\$ 59,980	\$ -	\$ 59,980	\$ -	\$ 59,980	\$ -

Issues and Concerns

1. None at this time.

Next 90 Days

1. Completion of Construction.
2. Project Close out.





**Solano Community College
Planning, Assessments & Program Management**

Program Manager: Kitchell CEM

Contractor: N/A

Status: Active

PROJECT SUMMARY

Project: Planning, Assessments & Program Management

Project Scope:

This Bond Spending Plan budget category includes District wide Planning, Assessments and Program Management. It is comprised of work associated with overall bond program implementation, including district bond team, program management services, professional services bond (bond counsel, bond performance audit), professional services for bond start-up and District EMP/FMP/Standards/Studies.

Program Manager:	Priscilla Meckley	Status:	Active
Original Project Budget:	\$25,400,000	Current Project Budget:	\$26,130,000
Project Start:	July 2013	Project End:	December 2036

Legend	
<input type="checkbox"/>	Not Started
<input type="checkbox"/>	In Progress
<input checked="" type="checkbox"/>	Completed

SCHEDULE

DESCRIPTION	Design			DSA	BID	IN CONST	% Comp.	OCCUPIED	CLOSE-OUT	ON SCHED	COMMENTS
	SD	DD	CD								
This project sheet includes budget and expenditure information for the duration of the bond program. Only Tranche 1 & 2 duration of 2013 - 2022 is active.	<input type="checkbox"/>	<input type="checkbox"/>	<input type="checkbox"/>	<input type="checkbox"/>	<input type="checkbox"/>	<input type="checkbox"/>	NA	<input type="checkbox"/>	<input type="checkbox"/>	Yes	OK

Expenditures

FUNDING SOURCE: Measure Q

Categories	Amount Budgeted			Total Budget (A)	Encumbered (B)	Forecast to Complete (C)	Forecast at Completion (B+C)	Expenditures to Date (E)	Encumbrance Balance (B-E=F)	Budget Balance (A-B=G)
	Measure Q	State Capital Outlay	Prop 39							
1. Program Management Consultants	\$ 12,468,385	\$ -	\$ -	\$ 12,468,385	\$ 9,976,266	\$ 2,492,119	\$ 12,468,385	\$ 9,623,331	\$ 352,935	\$ 2,492,119
2. Program Management District Staff	\$ 8,108,652	\$ -	\$ -	\$ 8,108,652	\$ 3,030,654	\$ 5,077,998	\$ 8,108,652	\$ 3,030,654	\$ 0	\$ 5,077,998
3. Professional Services Bond	\$ 2,344,646	\$ -	\$ -	\$ 2,344,646	\$ 1,222,337	\$ 1,122,309	\$ 2,344,646	\$ 1,182,865	\$ 39,472	\$ 1,122,309
4. Professional Services Bond Start-up (Series A)	\$ 919,350	\$ -	\$ -	\$ 919,350	\$ 919,350	\$ 0	\$ 919,350	\$ 919,350	\$ -	\$ 0
5. Professional Services Bond Start-up (Series B)	\$ 306,954	\$ -	\$ -	\$ 306,954	\$ 306,954	\$ 0	\$ 306,954	\$ 306,954	\$ -	\$ 0
6. Professional Services Bond Start-up (Series C)	\$ 258,237	\$ -	\$ -	\$ 258,237	\$ 258,237	\$ -	\$ 258,237	\$ 258,237	\$ -	\$ -
7. EMP/FMP/District Standards Bond	\$ 1,723,776	\$ -	\$ -	\$ 1,723,776	\$ 1,691,385	\$ 32,391	\$ 1,723,776	\$ 1,664,858	\$ 26,527	\$ 32,391
	\$ -	\$ -	\$ -	\$ -	\$ -	\$ -	\$ -	\$ -	\$ -	\$ -
	\$ -	\$ -	\$ -	\$ -	\$ -	\$ -	\$ -	\$ -	\$ -	\$ -
	\$ -	\$ -	\$ -	\$ -	\$ -	\$ -	\$ -	\$ -	\$ -	\$ -
	\$ -	\$ -	\$ -	\$ -	\$ -	\$ -	\$ -	\$ -	\$ -	\$ -
11. TOTAL PROJECT COST	\$ 26,130,000	\$ -	\$ -	\$ 26,130,000	\$ 17,405,183	\$ 8,724,817	\$ 26,130,000	\$ 16,986,249	\$ 418,934	\$ 8,724,817

Issues and Concerns

1. No issues or concerns at this time.

Next 90 Days

1. On-going activities of the District bond team, program management team, and consultants to support the Bond program and its projects. Continue Facilities Master Plan work. Complete design work on Fairfield Campus Signage Master Plan.

PROJECTS IN CLOSE-OUT



Solano Community College Science Building (Phase I)

A/E: Lionakis (Criteria Architect) Design Builder: DPR Construction Status: Close-Out
& HGA Architects

PROJECT SUMMARY

Project: Science Building (Phase I)	
Project Scope: New Science Building to provide science labs, classroom instructional space, and student support spaces including a Veterans Center. The project will include the following components: planning, assessments, surveys, design and construction of the building and associated site work, furniture, fixtures and equipment and project/construction management.	Project Manager: Jason Yi Status: Close-Out Construction Manager: Cary Talbott Original Project Budget: \$33,100,000 Current Project Budget: \$35,100,000 Project Start: September 2016 Project End: April 2019

Legend
<input type="checkbox"/> Not Started
<input type="checkbox"/> In Progress
<input checked="" type="checkbox"/> Completed

SCHEDULE

DESCRIPTION	Design			DSA	BID	IN CONST	% Comp.	OCCUPIED	CLOSE-OUT	ON SCHED	COMMENTS
	SD	DD	CD								
Construction Complete	■	■	■	■	■	■	100%	■	<input type="checkbox"/>	yes	Building complete and occupied

CAUTION

BUDGET

FUNDING SOURCE: Measure Q

JCAF	Amount Budgeted			Total Budget (A)	Encumbered (B)	Forecast to Complete (C)	Forecast at Completion (B+C)	Expenditures to Date (E)	Encumbrance Balance (B-E=F)	Budget Balance (A-B=G)
	Measure Q	State Capital Outlay	Prop 39							
1. SITE ACQUISITION	\$ -	\$ -	\$ -	\$ -	\$ -	\$ -	\$ -	\$ -	\$ -	\$ -
2. PLANS	\$ 752,539	\$ -	\$ -	\$ 752,539	\$ 750,282	\$ -	\$ 750,282	\$ 750,282	\$ -	\$ 2,256
3. WORKING DRAWINGS	\$ 131,323	\$ -	\$ -	\$ 131,323	\$ 131,323	\$ -	\$ 131,323	\$ 131,323	\$ -	\$ -
4. CONSTRUCTION	\$ 30,145,901	\$ -	\$ -	\$ 30,145,901	\$ 30,145,901	\$ -	\$ 30,145,901	\$ 30,145,901	\$ -	\$ -
5. CONTINGENCY	\$ 22,010	\$ -	\$ -	\$ 22,010	\$ -	\$ -	\$ -	\$ -	\$ -	\$ 22,010
6. ARCHITECTURAL AND ENGINEERING OVERSIGHT	\$ 365,890	\$ -	\$ -	\$ 365,890	\$ 311,162	\$ -	\$ 311,162	\$ 308,062	\$ 3,100	\$ 54,718
7. TESTS AND INSPECTIONS	\$ 351,477	\$ -	\$ -	\$ 351,477	\$ 351,477	\$ -	\$ 351,477	\$ 351,477	\$ -	\$ -
8. CONSTRUCTION MANAGEMENT	\$ 1,209,553	\$ -	\$ -	\$ 1,209,553	\$ 1,209,553	\$ -	\$ 1,209,553	\$ 1,203,553	\$ 6,000	\$ -
9. TOTAL CONSTRUCTION COSTS (4 THRU 8 ABOVE)	\$ 32,094,821	\$ -	\$ -	\$ 32,094,821	\$ 32,018,093	\$ -	\$ 32,018,093	\$ 32,008,993	\$ 9,100	\$ 76,728
10. FURNITURE AND GROUP II EQUIPMENT	\$ 2,121,317	\$ -	\$ -	\$ 2,121,317	\$ 2,110,548	\$ 10,769	\$ 2,121,317	\$ 2,106,898	\$ 3,651	\$ 10,769
11. TOTAL PROJECT COST	\$ 35,169,600	\$ -	\$ -	\$ 35,169,600	\$ 35,010,246	\$ 10,769	\$ 35,021,015	\$ 34,997,496	\$ 12,751	\$ 89,754

OK

Issues and Concerns

1. No issues or concerns at this time.

Next 90 Days

1. Project close-out.
2. In warranty period.





Solano Community College Horticulture Phase 1 (DSA Close-Out)

A/E: MADI Architecture

Contractor: Pro Builders

Status: Close-Out



PROJECT SUMMARY

Project: Agriculture (Horticulture)

Project Scope:
This first phase project includes tree removal, utility infrastructure, access road, gravel paths, and farmers market stand.

Project Manager:	Jason Yi	Status:	Close-Out
Original Project Budget:	\$1,000,000	Current Project Budget:	\$948,806
Project Start:	March 2015	Project End:	May 2018

Legend
<input type="checkbox"/> Not Started
<input type="checkbox"/> In Progress
<input checked="" type="checkbox"/> Completed

SCHEDULE

DESCRIPTION	Design			DSA	BID	IN CONST	% Comp.	OCCUPIED	CLOSE-OUT	ON SCHED	COMMENTS
	SD	DD	CD								
Close-Out Phase	■	■	■	■	■	■	99%	■	□	No	Cannot close project with DSA until Phase 2 restroom building is completed.

BUDGET

FUNDING SOURCE: Measure Q

JCAF	Amount Budgeted			Total Budget (A)	Encumbered (B)	Forecast to Complete (C)	Forecast at Completion (B+C)	Expenditures to Date (E)	Encumbrance Balance (B-E=F)	Budget Balance (A-B=G)
	Measure Q	State Capital Outlay	Prop 39							
1. SITE ACQUISITION	\$ -	\$ -	\$ -	\$ -	\$ -	\$ -	\$ -	\$ -	\$ -	\$ -
2. PLANS	\$ 59,883	\$ -	\$ -	\$ 59,883	\$ 59,883	\$ -	\$ 59,883	\$ 59,883	\$ -	\$ -
3. WORKING DRAWINGS	\$ 57,450	\$ -	\$ -	\$ 57,450	\$ 57,450	\$ -	\$ 57,450	\$ 57,450	\$ -	\$ -
4. CONSTRUCTION	\$ 807,202	\$ -	\$ -	\$ 807,202	\$ 807,202	\$ -	\$ 807,202	\$ 807,202	\$ -	\$ -
5. CONTINGENCY	\$ -	\$ -	\$ -	\$ -	\$ -	\$ -	\$ -	\$ -	\$ -	\$ -
6. ARCHITECTURAL AND ENGINEERING OVERSIGHT	\$ 6,230	\$ -	\$ -	\$ 6,230	\$ 6,230	\$ -	\$ 6,230	\$ 6,230	\$ -	\$ -
7. TESTS AND INSPECTIONS	\$ 18,041	\$ -	\$ -	\$ 18,041	\$ 18,041	\$ -	\$ 18,041	\$ 18,041	\$ -	\$ -
8. CONSTRUCTION MANAGEMENT	\$ -	\$ -	\$ -	\$ -	\$ -	\$ -	\$ -	\$ -	\$ -	\$ -
9. TOTAL CONSTRUCTION COSTS (4 THRU 8 ABOVE)	\$ 831,473	\$ -	\$ -	\$ 831,473	\$ 831,473	\$ -	\$ 831,473	\$ 831,473	\$ -	\$ -
10. FURNITURE AND GROUP II EQUIPMENT	\$ -	\$ -	\$ -	\$ -	\$ -	\$ -	\$ -	\$ -	\$ -	\$ -
11. TOTAL PROJECT COST	\$ 948,805	\$ -	\$ -	\$ 948,805	\$ 948,805	\$ -	\$ 948,805	\$ 948,805	\$ -	\$ -

Issues and Concerns

1. No issues or concerns at this time.

Next 90 Days

1. Primary construction has been completed and contract closed.
2. Close-out Phase 1 project, once Phase 2 restroom building has been completed, as required by DSA.



Ribbon Cutting Ceremony



Farmers Market Stand and Cabinets



Solano Community College Horticulture Phase 2 - Modular Restroom

A/E: MADI Architecture Contractors: Impact Construction; HM Construction Status: Close-out

PROJECT SUMMARY

Project: Horticulture Phase 2 - Modular Restroom

Project Scope:
Fabrication, construction and installation of a DSA approved modular restroom building for the Horticulture program planting areas on the Fairfield Campus

Project Manager: Jason Yi	Status: Close-Out
Original Project Budget: \$342,000	Current Project Budget: \$422,194
Project Start: August 2017	Project End: June 2020

Legend
<input type="checkbox"/> Not Started
<input type="checkbox"/> In Progress
<input checked="" type="checkbox"/> Completed

SCHEDULE

DESCRIPTION	Design			DSA	BID	IN CONST	% Comp.	OCCUPIED	CLOSE-OUT	ON SCHED	COMMENTS
	SD	DD	CD								
Construction complete	■	■	■	■	■	■	100%	<input type="checkbox"/>	<input type="checkbox"/>	No	

CAUTION

BUDGET

FUNDING SOURCE: Measure Q

JCAF	Amount Budgeted			Total Budget (A)	Encumbered (B)	Forecast to Complete (C)	Forecast at Completion (B+C)	Expenditures to Date (E)	Encumbrance Balance (B-E=F)	Budget Balance (A-B=G)
	Measure Q	State Capital Outlay	Prop 39							
1. SITE ACQUISITION	\$ -	\$ -	\$ -	\$ -	\$ -	\$ -	\$ -	\$ -	\$ -	\$ -
2. PLANS	\$ -	\$ -	\$ -	\$ -	\$ -	\$ -	\$ -	\$ -	\$ -	\$ -
3. WORKING DRAWINGS	\$ 14,698	\$ -	\$ -	\$ 14,698	\$ 8,863	\$ 5,835	\$ 14,698	\$ 8,863	\$ -	\$ 5,835
4. CONSTRUCTION	\$ 365,284	\$ -	\$ -	\$ 365,284	\$ 344,524	\$ 20,760	\$ 365,284	\$ 344,524	\$ -	\$ 20,760
5. CONTINGENCY	\$ 1,792	\$ -	\$ -	\$ 1,792	\$ -	\$ 1,792	\$ 1,792	\$ -	\$ -	\$ 1,792
6. ARCHITECTURAL AND ENGINEERING OVERSIGHT	\$ 13,910	\$ -	\$ -	\$ 13,910	\$ 13,910	\$ -	\$ 13,910	\$ -	\$ 13,910	\$ -
7. TESTS AND INSPECTIONS	\$ 19,010	\$ -	\$ -	\$ 19,010	\$ 9,471	\$ 9,539	\$ 19,010	\$ 9,471	\$ -	\$ 9,539
8. CONSTRUCTION MANAGEMENT	\$ -	\$ -	\$ -	\$ -	\$ -	\$ -	\$ -	\$ -	\$ -	\$ -
9. TOTAL CONSTRUCTION COSTS (4 THRU 8 ABOVE)	\$ 399,996	\$ -	\$ -	\$ 399,996	\$ 367,905	\$ 32,091	\$ 399,996	\$ 353,995	\$ 13,910	\$ 32,091
10. FURNITURE AND GROUP II EQUIPMENT	\$ 7,500	\$ -	\$ -	\$ 7,500	\$ 4,433	\$ 3,067	\$ 7,500	\$ 4,433	\$ -	\$ 3,067
11. TOTAL PROJECT COST	\$ 422,194	\$ -	\$ -	\$ 422,194	\$ 381,202	\$ 40,992	\$ 422,194	\$ 367,292	\$ 13,910	\$ 40,992


OK

Issues and Concerns

1. No issues or concerns at this time.

Next 90 Days

1. Close-out project with DSA.



Completed Fire Alarm System Installation



Modular Restroom Building and Surrounding Hardscape

CLOSED PROJECTS



**MEASURE Q BOND
CLOSED PROJECTS**

PROJECT NAME	FINAL COST⁽¹⁾	QUARTER CLOSED
FF CAMPUS		
Performing Arts Building (Phase 1 B1200 Renovation):		
Performing Arts Costume Workshop	\$95,386	9/30/2017
Performing Arts Swing Space	\$1,137,703	3/31/2018
Performing Arts Building (Phase 1, B1200 Renovation)	\$18,976,510	12/31/2018
VV CAMPUS		
VV Classroom Building Purchase & Renovation:		
Vacaville Classroom Building Purchase	\$2,492,118	9/30/2015
Vacaville Classroom Building Renovation (Phase 1)	\$1,100,200	6/30/2017
Biotechnology & Science Building:		
Biotechnology & Science Swing Space	\$31,730	6/30/2016
Biotechnology & Science Building	\$32,161,129	9/30/2019
Vacaville Center Intersection Improvements ⁽²⁾	\$1,122,807	12/31/2019
Vacaville Center HVAC Upgrade	\$2,150,306	9/30/2019
VJ CAMPUS		
Vallejo Property Purchase Belvedere	\$4,794,343	9/30/2015
Vallejo Property Purchase Northgate	\$6,871,471	6/30/2015
Autotechnology Building:		
Autotechnology Building	\$22,454,303	6/30/2018
Autotechnology Swing Space	\$1,281,659	3/31/2018
Vallejo Center HVAC Upgrade	\$2,135,178	9/30/2018
INFRASTRUCTURE IMPROVEMENTS		
IT Infrastructure Improvements:		
IT Infrastructure Improvements (Phase 1)	\$4,010,980	6/30/2017
IT Infrastructure Improvements (Phase 2) – B100 Generator Project	\$490,321	9/30/2018
Utility Infrastructure Upgrade (Energy):		
Utility Infrastructure Upgrade (Energy) – ESCO Lighting	\$628,994	3/31/2015
Utility Infrastructure Upgrade (Energy) – ESCO Mechanical	\$5,857,375	3/31/2016
Utility Infrastructure Upgrade – Site Lighting Improvements	\$150,321	12/31/2016
Utility Infrastructure Upgrade – Fairfield Substation #1 & #2 Replacement	\$2,088,015	12/31/2018
Utility Infrastructure Upgrade – Solar Volatic	\$16,659,074	12/31/2018
ADA & CLASSROOM IMPROVEMENTS		
Small Capital Projects:		
Building 100 Adjunct Center	\$77,334	3/31/2015
Building 100 Staff Lounge	\$33,165	3/31/2015
HVAC Systems	\$115,372	3/31/2015

PROJECT NAME	FINAL COST ⁽¹⁾	QUARTER CLOSED
Building 1400 FF&E	\$35,450	12/31/2018
Vacaville FF&E/Shelving Design & Installation	\$6,930	12/31/2018
Baseball Field	\$5,303	12/31/2018
Vacaville and Vallejo Center Signage	\$11,480	12/31/2018
Child Development FF&E	\$1,988	12/31/2018
Building 100 Data Center	\$5,000	12/31/2018
21st Century Classroom (Phase 1)	\$141,059	6/30/2016
Middle College High School	\$196,184	12/31/2016
Building 1600 Classroom Improvement	\$38,189	3/31/2016
Building 1800 Classroom Improvement	\$32,670	6/30/2016
Building 300 Feasibility Study	\$23,445	12/31/2018
Building 1600 Re-Roofing	\$205,007	9/30/2016
CDFS Building Window Shades & Building 200 Kitchen Renovation	\$209,067	12/31/2016
Building 1300 Kiln Fence	\$44,408	9/30/2016
Building 100 Academic Success and Tutoring Expansion	\$204,568	3/31/2017
21st Century Classroom (Phase 2)	\$139,937	12/31/2016
Building 1800 Mechatronics Presentation Walls	\$51,947	12/31/2018
Building 1400 Food Service Area Assessment	\$18,800	12/31/2018
Hydronic Pumps Replacement	\$96,731	9/30/2016
FF&E Replacement (Phase 1)	\$348,466	9/30/2018
Asbestos Abatement (B100, B1900)	\$26,980	12/31/2018
Site Lighting Improvements (FF) (Alternate)	\$35,350	12/31/2018
Building 100 Lobby Tables, Electrical and Lighting	\$19,300	12/31/2018
FF Campus Entry Sidewalk Improvements - Phase 1	\$36,358	12/31/2018
Hydronic Pump Insulation	\$11,975	12/31/2018
Glides for New Classroom Furniture	\$4,780	12/31/2018
Swing Space Portables	\$6,707	12/31/2018
Fire Alarm Panel Connectors	\$5,554	12/31/2018
B100 Lobby Tables	\$7,866	12/31/2018
Fairfield Campus Directories	\$65,453	12/31/2018
Bench for Fairfield Campus Entry	\$1,915	12/31/2018
Softball Bleachers Replacement Project	\$490,172	6/30/2018
B1800 Exiting Corridor	\$160,167	12/31/2018
B1800 Makers Space & Robotics Lab Renovation	\$433,666	12/31/2018
Building 1200 Signage	\$8,180	12/31/2018
Vacaville & Vallejo Centers HVAC Upgrade Design	\$102,066	3/31/2019
B600 Room 604 Renovation	\$106,340	6/30/2019
Building 300 Exterior Signage	\$3,037	12/31/2019
Childcare Building 200A Repair	\$24,631	3/31/2020
Room 1315 Countertop Replacement	\$14,000	3/31/2020
Portable Relocation	\$13,534	3/31/2020
B1500 Corridor Painting	\$7,187	3/31/2020
Pool Deck Repair	\$6,000	3/31/2020
B800 Wall Paper Repair	\$2,485	3/31/2020
Parking Lot 6 Seal Coat	\$12,137	3/31/2020
Pool Cover Replacemen	\$9,234	3/31/2020
Scoreboard Replacement	\$132,047	3/31/2020
ADA Improvements:		
Fairfield Campus Entry Sidewalk Improvements (ADA Improvements)	\$438,082	12/31/2018
⁽¹⁾ Final cost included other funding sources.		

PROJECT NAME	FINAL COST ⁽¹⁾	QUARTER CLOSED
⁽²⁾ Final Project Sheet included with this Quarterly Report.		



Solano Community College Small Capital Projects - Scoreboard Replacement

A/E: CA Architects

Contractor: Arthulia, Inc.

Status: Closed



PROJECT SUMMARY

Project: Small Capital Projects - Scoreboard Replacement	
Project Scope: The Small Capital Projects - Scoreboard Replacement Project consists of the demolition of existing baseball and softball scoreboards and all associated structural and electrical elements, and the installation of two new owner-furnished and contractor-installed scoreboards, including all structural and electrical elements for a complete, operational and code-compliant installation.	Project Manager: Jason Yi Status: Completed Original Project Budget: \$132,047 Current Project Budget: \$132,047 Project Start: January 2020 Project End: March 2020

SCHEDULE

DESCRIPTION	Design			DSA	BID	IN CONST	% Comp.	OCCUPIED	CLOSE-OUT	ON SCHED	COMMENTS
	SD	DD	CD								
	<input type="checkbox"/>	<input type="checkbox"/>	<input type="checkbox"/>	<input type="checkbox"/>	<input type="checkbox"/>	<input type="checkbox"/>	100%	<input checked="" type="checkbox"/>	<input type="checkbox"/>	YES	OK

Legend	
<input type="checkbox"/>	Not Started
<input type="checkbox"/>	In Progress
<input checked="" type="checkbox"/>	Completed

BUDGET

FUNDING SOURCE: Measure Q

JCAF	Amount Budgeted			Total Budget (A)	Encumbered (B)	Forecast to Complete (C)	Forecast at Completion (B+C)	Expenditures to Date	Encumbrance Balance (B-E=F)	Budget Balance (A-B=G)
	Measure Q	State Capital Outlay	Prop 39							
1. SITE ACQUISITION	\$ -	\$ -	\$ -	\$ -	\$ -	\$ -	\$ -	\$ -	\$ -	\$ -
2. PLANS	\$ -	\$ -	\$ -	\$ -	\$ -	\$ -	\$ -	\$ -	\$ -	\$ -
3. WORKING DRAWINGS	\$ 4,830	\$ -	\$ -	\$ 4,830	\$ 4,830	\$ -	\$ 4,830	\$ 4,830	\$ -	\$ -
4. CONSTRUCTION	\$ 115,500	\$ -	\$ -	\$ 115,500	\$ 115,500	\$ -	\$ 115,500	\$ 115,500	\$ -	\$ -
5. CONTINGENCY	\$ -	\$ -	\$ -	\$ -	\$ -	\$ -	\$ -	\$ -	\$ -	\$ -
6. ARCHITECTURAL AND ENGINEERING OVERSIGHT	\$ -	\$ -	\$ -	\$ -	\$ -	\$ -	\$ -	\$ -	\$ -	\$ -
7. TESTS AND INSPECTIONS	\$ 11,717	\$ -	\$ -	\$ 11,717	\$ 11,717	\$ -	\$ 11,717	\$ 11,717	\$ -	\$ -
8. CONSTRUCTION MANAGEMENT	\$ -	\$ -	\$ -	\$ -	\$ -	\$ -	\$ -	\$ -	\$ -	\$ -
9. TOTAL CONSTRUCTION COSTS (4 THRU 8 ABOVE)	\$ 127,217	\$ -	\$ -	\$ 127,217	\$ 127,217	\$ -	\$ 127,217	\$ 127,217	\$ -	\$ -
10. FURNITURE AND GROUP II EQUIPMENT	\$ -	\$ -	\$ -	\$ -	\$ -	\$ -	\$ -	\$ -	\$ -	\$ -
11. TOTAL PROJECT COST	\$ 132,047	\$ -	\$ -	\$ 132,047	\$ 132,047	\$ -	\$ 132,047	\$ 132,047	\$ -	\$ -

Issues and Concerns

1. None at this time.

Next 90 Days

1. Project completed.



