



**Bridging Classrooms and Communities  
Since 1981**

**Puente Statewide Training**

**March 17, 2017**

---

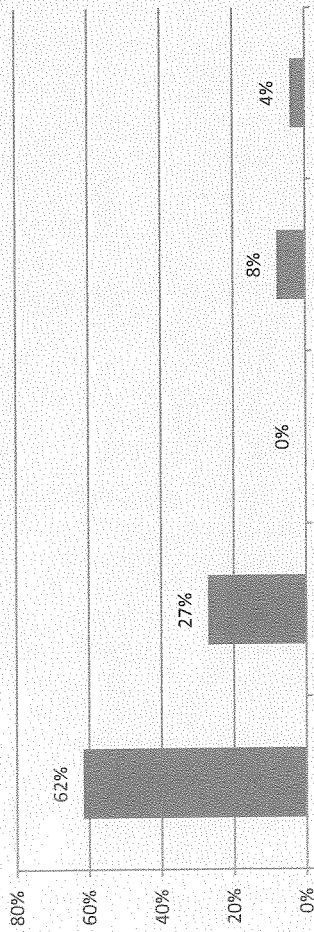
**Solano College**

**Puente Student Outcomes**

# Solano College Puente Program Student Demographics (2014-15)

N=32 Puente Students

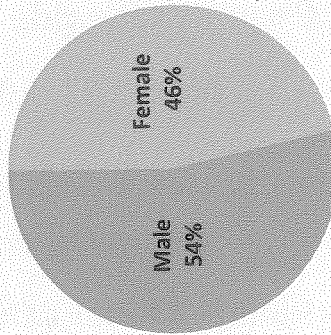
Solano College- Puente Student Age (2014-15)




Solano College- Puente Student Ethnicity (2014-15)



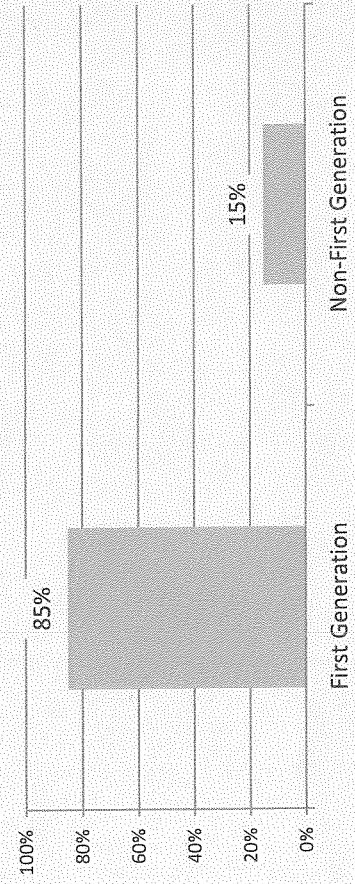
Solano College- Puente Student Gender (2014-15)



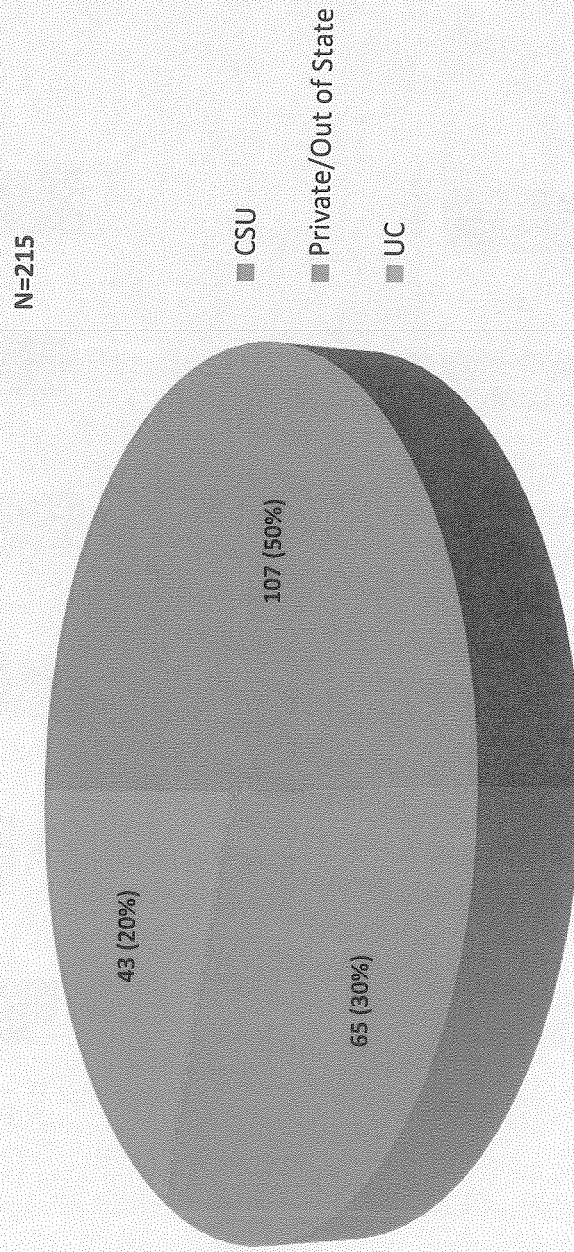
Solano College- Puente Student Parental Education (2014-15)



Solano College - Puente Student First Generation \* Status (2014-15)



**Solano College- Puente Program  
Transfers to Four-Year Colleges  
(UC, CSU & Private/Out of State, 1996-2016)**



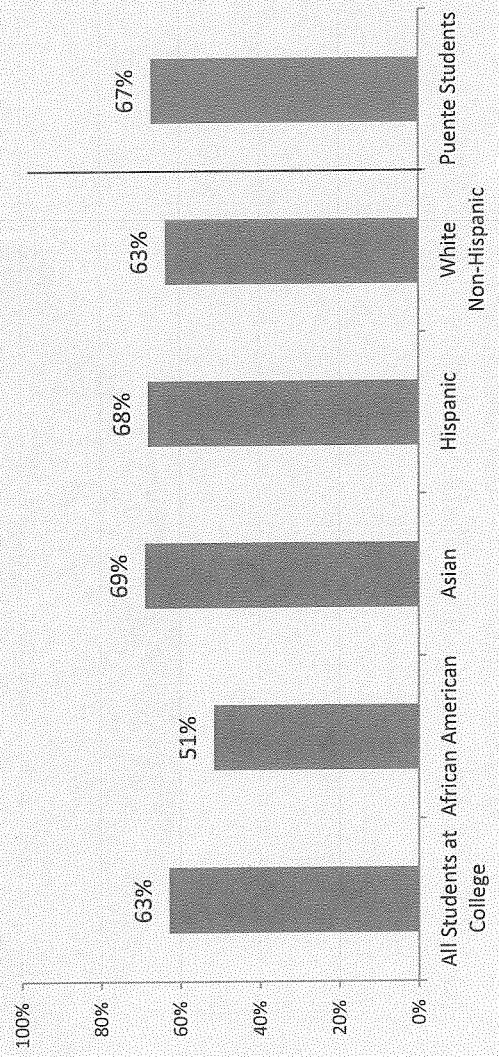
Source: National Student Clearinghouse (NSC), University of California Corporate Student Systems, Puente Project



**Percentage of all Solano College Students and Puente Students Persisting in First Three Consecutive Terms 2009-10 Cohort (Outcomes by 2014-15)\***



**Percentage of all Solano College Students and Puente Students who earned at least 30 units 2008-09 Cohort (Outcomes by 2013-14)\***




\*Definition: The percentage of first-time students with a minimum of 6 units earned who attempted any math or English in the first three years and achieved the following measure of progress within six years of entry: 1) Enrolled in the first three consecutive primary semester terms (or four quarter terms) anywhere in the CCC system 2) Earned at least 30 units in the CCC system.

**Solano College Students and Puente Students who Achieve Scorecard Community College Completion Outcome<sup>1</sup> by Ethnicity (2009-10 College Entry Year, Outcomes by 2014-15)**



**Solano College - Puente Program Six-Year Transfer Rates<sup>2</sup> of All Students by Ethnicity and Puente Students (AY 2008-09 College Entry Year, Transferring by AY 2013-14)**

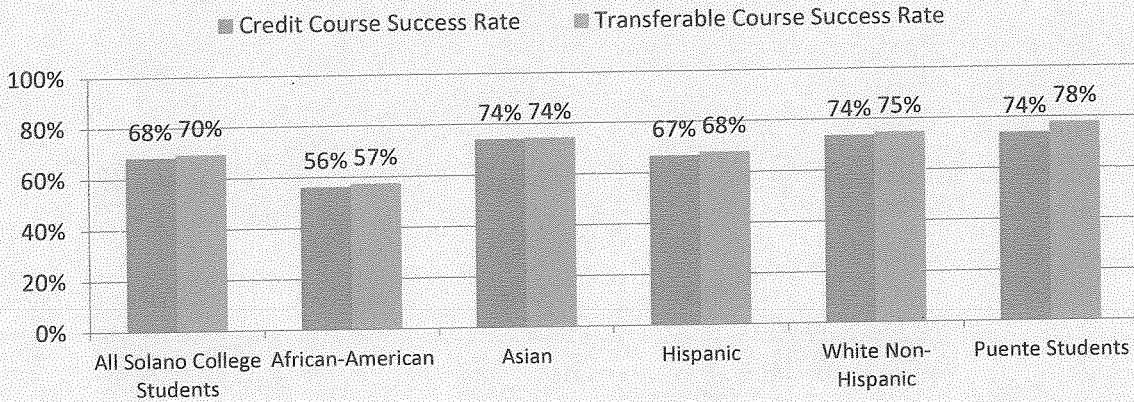


<sup>1</sup> Student success scorecard college completion outcome is defined as the percentage of first-time students with a minimum of 6 units earned who attempted any math or English in the first three years and achieved any of the following outcomes within six years of entry: 1) Earned AA/AS or Certificate 2) Transfer to four-year institution 3) \*Achieved "Transfer Prepared" Status (student successfully completed 60 UC/CSU transferable units with a GPA >= 2.0)

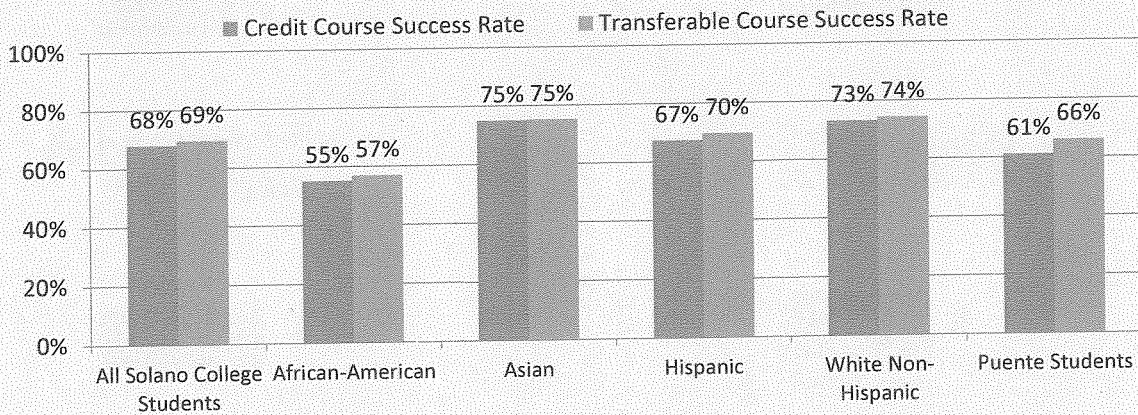
<sup>2</sup> The CCC statewide transfer rate is calculated for community college students who indicate intent to transfer. This is defined as: a) enrollment in a transfer-level English or math course, and b) completion of at least 12 units in the CCC system.

**Solano College Puente Program**  
**Course Success Rates<sup>1</sup> in Credit/Transferable Courses of**  
**All Solano College Students by Ethnicity and Puente Students**

**2013-14 Academic Year<sup>2</sup>**



**2014-15 Academic Year<sup>3</sup>**



Academic Year	Number of Puente Students	Total Attempted Credit Courses	Total Passed Credit Courses	Success Rate Credit Courses	Total Attempted Transferable Courses	Total Passed Transferable Courses	Success Rate Transferable Courses
Solano	24	144	107	74%	85	109	78%
Solano	34	131	80	61%	220	145	66%

Sources: CCCC; Puente Program

<sup>1</sup> Course success is defined as a grade of C or better.

<sup>2</sup> Fall 2013 and Spring 2014 course enrollments

<sup>3</sup> Fall 2014 and Spring 2015 course enrollments