

Detail List for Selected Cohort

Division: All
 Campus: All
 Delivery Method: None
 Discipline: All
 XList: None
 Course(s): All

Delivery Method (group)	Campus	Semester Desc	Census Date1	Day/Extday Desc1	Primary Instructor Crn1	M Census Enroll	Avg % Fill Rate	FTEF	Total FTES	Median Efficiency	FTES/FT..	Max Enrollm	Median Contact ..
..077, PHOT 030, Face to Face	Main Campus - Fairfield	Fall 2017	05-SEP-2017	Day Class	Barsness S	22	91.7	0.30	3.67	367.0	12.3	24	87.5
..078, PHOT 035, Face to Face	Vacaville Center	Fall 2017	05-SEP-2017	Evening Class	TBD -	18	51.4	0.20	1.80	270.0	9.0	35	52.5
..079, PHOT 035, Face to Face	Vallejo Center	Fall 2017	05-SEP-2017	Evening Class	Williamson S	7	20.0	0.20	0.70	105.0	3.5	35	52.5
..080, PHOT 070, Face to Face	Main Campus - Fairfield	Fall 2017	05-SEP-2017	Day Class	Zidek A	14	70.0	0.30	2.33	233.0	7.8	20	87.5
..081, PHOT 153, Face to Face	Main Campus - Fairfield	Fall 2017	05-SEP-2017	Evening Class	Mariani R	24	100.0	0.47	6.40	412.0	13.7	24	140.0
..082, PHOT 071, Face to Face	Main Campus - Fairfield	Fall 2017	05-SEP-2017	Day Class	Craven E	11	44.0	0.30	1.83	183.0	6.1	25	87.5
..083, PHOT 035, Face to Face	Main Campus - Fairfield	Fall 2017	05-SEP-2017	Day Class	Craven E	23	65.7	0.20	2.30	345.0	11.5	35	52.5
..084, PHOT 070, Face to Face	Main Campus - Fairfield	Fall 2017	05-SEP-2017	Day Class	Barsness S	8	40.0	0.30	1.33	133.0	4.5	20	87.5
..085, PHOT 151, Face to Face	Main Campus - Fairfield	Fall 2017	05-SEP-2017	Evening Class	Barsness S	9	37.5	0.47	2.40	155.0	5.2	24	140.0
..0087, ASL 046, Face to Face	Vacaville Center	Fall 2017	05-SEP-2017	Evening Class	Gallagher H	20	100.0	0.20	2.00	300.0	10.0	20	52.5
..0088, ASL 047, Face to Face	Vacaville Center	Fall 2017	05-SEP-2017	Evening Class	Gallagher H	7	35.0	0.20	0.70	105.0	3.5	20	52.5
..0089, ASL 046, Face to Face	Vallejo Center	Fall 2017	05-SEP-2017	Day Class	Davis C	15	75.0	0.20	1.50	225.0	7.5	20	52.5
..0093, ASL 046, Face to Face	Main Campus - Fairfield	Fall 2017	05-SEP-2017	Day Class	Gallagher H	18	90.0	0.20	1.80	270.0	9.0	20	52.5
..0094, ASL 046, Face to Face	Main Campus - Fairfield	Fall 2017	05-SEP-2017	Day Class	Gallagher H	16	80.0	0.20	1.60	240.0	8.0	20	52.5
..0095, ASL 046, Face to Face	Main Campus - Fairfield	Fall 2017	05-SEP-2017	Day Class	Gallagher H	20	100.0	0.20	2.00	300.0	10.0	20	52.5
..0096, ASL 047, Face to Face	Main Campus - Fairfield	Fall 2017	05-SEP-2017	Day Class	Gallagher H	3	15.0	0.20	0.30	45.0	1.5	20	52.5
..0097, ASL 047, Face to Face	Vacaville Center	Fall 2017	05-SEP-2017	Day Class	Ferris-Quesada P	20	100.0	0.20	2.00	300.0	10.0	20	52.5
..0099, ART 023, Face to Face	Main Campus - Fairfield	Fall 2017	05-SEP-2017	Day Class	Lancet M								
..0100, ART 023, Face to Face	Main Campus - Fairfield	Fall 2017	05-SEP-2017	Day Class	Guyer R								
..0106, ART 024, Face to Face	Main Campus - Fairfield	Fall 2017	05-SEP-2017	Day Class	Lancet M								
..0107, ART 024, Face to Face	Main Campus - Fairfield	Fall 2017	05-SEP-2017	Day Class	Guyer R								
..0109, ART 025, Face to Face	Main Campus - Fairfield	Fall 2017	05-SEP-2017	Day Class	Lancet M	9	69.2	0.36	1.80	152.0	5.1	13	105.0
..0110, ART 025, Face to Face	Main Campus - Fairfield	Fall 2017	05-SEP-2017	Day Class	Guyer R	8	61.5	0.36	1.60	135.0	4.5	13	105.0
..0112, ART 026, Face to Face	Main Campus - Fairfield	Fall 2017	05-SEP-2017	Day Class	Lancet M								
..0113, ART 026, Face to Face	Main Campus - Fairfield	Fall 2017	05-SEP-2017	Day Class	Guyer R								
..0115, ART 027, Face to Face	Main Campus - Fairfield	Fall 2017	05-SEP-2017	Day Class	Lancet M								
..0116, ART 027, Face to Face	Main Campus - Fairfield	Fall 2017	05-SEP-2017	Day Class	Guyer R								
..0118, ART 028, Face to Face	Main Campus - Fairfield	Fall 2017	05-SEP-2017	Day Class	Lancet M	7	58.3	0.00	1.40	0.0		12	105.0
..119, PHOT 045, Face to Face	Main Campus - Fairfield	Fall 2017	05-SEP-2017	Saturday	TBD -	7	29.2	0.30	1.17	117.0	3.9	24	87.5

M Census Enroll, Avg % Fill Rate, FTEF, Total FTES, Median Efficiency, FTES/FTEF, Max Enrollm and Median Contact Hours broken down by Rank, Crn Status, Crn1, Course ID, Delivery Method (group), Campus, Semester Desc, Census Date1, Day/Extday Desc1 and Primary Instructor Crn1. Details are shown for Semester1. The data is filtered on Division, Subject Area, Honors Include and Crn Stat Desc1. The Division filter keeps 15 of 15 members. The Subject Area filter keeps 83 of 83 members. The Honors Include filter keeps Discard Honors and View Honors. The Crn Stat Desc1 filter keeps Active. The view is filtered on Semester Desc, Semester1, Course ID and Census Date1. The Semester Desc filter keeps Fall 2017 and Spring 2017. The Semester1 filter keeps Fall. The Course ID filter keeps 1,242 of 1,242 members. The Census Date1 filter keeps 1,168 of 1,168 members.

Detail List for Selected Cohort

Division: All
 Campus: All
 Delivery Method: None
 Discipline: All
 XList: None
 Course(s): All

Delivery Method (group)	Campus	Semester Desc	Census Date1	Day/Extday Desc1	Primary Instructor Crn1	M Census Enroll	Avg % Fill Rate	FTEF	Total FTES	Median Efficiency	FTES/FT..	Max Enrollm	Median Contact ..
..0120, ART 028, Face to Face	Main Campus - Fairfield	Fall 2017	05-SEP-2017	Day Class	Guyer R	3	25.0	0.00	0.60	0.0		12	105.0
..122, ART 035A, Face to Face	Main Campus - Fairfield	Fall 2017	05-SEP-2017	Day Class	Lancet M	10	40.0	0.36	2.00	169.0	5.6	25	105.0
..0125, FIRE 050, Face to Face	Vacaville Center	Fall 2017	05-SEP-2017	Day Class	Preciado B	13	43.3	0.20	1.30	195.0	6.5	30	52.5
..0127, FIRE 050, Face to Face	Vacaville Center	Fall 2017	05-SEP-2017	Evening Class	Miller L	14	46.7	0.20	1.40	210.0	7.0	30	52.5
..0128, FIRE 101, Face to Face	Vacaville Center	Fall 2017	05-SEP-2017	Day Class	Preciado B	14	46.7	0.20	1.40	210.0	7.0	30	52.5
..0129, FIRE 101, Face to Face	Vacaville Center	Fall 2017	05-SEP-2017	Evening Class	Bartoli R	10	33.3	0.20	1.00	150.0	5.0	30	52.5
..0130, FIRE 053, Face to Face	Vacaville Center	Fall 2017	05-SEP-2017	Evening Class	Hassett S	14	46.7	0.20	1.40	210.0	7.0	30	52.5
..0131, FIRE 051, Face to Face	Main Campus - Fairfield	Fall 2017	05-SEP-2017	Day Class	Bartoli R	30	100.0	0.20	3.00	450.0	15.0	30	52.5
..0132, ART 031, Face to Face	Main Campus - Fairfield	Fall 2017	05-SEP-2017	Day Class	Lancet M								
..0133, ART 033, Face to Face	Main Campus - Fairfield	Fall 2017	05-SEP-2017	Day Class	Lancet M	9	36.0	0.36	1.80	152.0	5.1	25	105.0
..0134, ART 008, Face to Face	Main Campus - Fairfield	Fall 2017	05-SEP-2017	Day Class	Lancet M	8	32.0	0.36	1.60	135.0	4.5	25	105.0
..135, AERO 106, Face to Face	Nut Tree Airport - Vacaville	Fall 2017	05-SEP-2017	Day Class	Mayes B	12	50.0	1.00	8.16	245.0	8.2	24	357.0
..136, AERO 055, Face to Face	Nut Tree Airport - Vacaville	Fall 2017	05-SEP-2017	Day Class	Spolstra K	17	70.8	1.00	11.56	347.0	11.6	24	357.0
..137, CHEM 001, Face to Face	Main Campus - Fairfield	Fall 2017	05-SEP-2017	Day Class	Yandulov D	28	100.0	0.53	8.40	473.0	15.8	28	157.5
..138, CHEM 001, Face to Face	Main Campus - Fairfield	Fall 2017	05-SEP-2017	Day Class	Conrad K	27	96.4	0.53	8.10	456.0	15.2	28	157.5
..139, CHEM 001, Face to Face	Main Campus - Fairfield	Fall 2017	05-SEP-2017	Day Class	Conrad K	28	100.0	0.53	8.40	473.0	15.8	28	157.5
..140, CHEM 001, Face to Face	Vacaville Center	Fall 2017	05-SEP-2017	Evening Class	Eskandari V	28	100.0	0.53	8.40	473.0	15.8	28	157.5
..141, CHEM 001, Face to Face	Vallejo Center	Fall 2017	05-SEP-2017	Day Class	Asemota V	28	100.0	0.53	8.40	473.0	15.8	28	157.5
..142, CHEM 001, Face to Face	Vallejo Center	Fall 2017	05-SEP-2017	Evening Class	Lam O	20	71.4	0.53	6.00	338.0	11.3	28	157.5
..143, CHEM 001, Face to Face	Vacaville Center	Fall 2017	05-SEP-2017	Day Class	Higashi J	28	100.0	0.53	8.40	473.0	15.8	28	157.5
..144, CHEM 001, Face to Face	Vacaville Center	Fall 2017	05-SEP-2017	Day Class	Lam O	25	89.3	0.53	7.50	422.0	14.1	28	157.5
..145, CHEM 002, Face to Face	Main Campus - Fairfield	Fall 2017	05-SEP-2017	Day Class	Kaur K	28	100.0	0.53	8.40	473.0	15.8	28	157.5
..146, CHEM 002, Face to Face	Main Campus - Fairfield	Fall 2017	05-SEP-2017	Evening Class	Lam O	10	35.7	0.53	3.00	169.0	5.6	28	157.5
..147, CHEM 002, Face to Face	Vacaville Center	Fall 2017	05-SEP-2017	Day Class	Higashi J	28	100.0	0.53	8.40	473.0	15.8	28	157.5
54, A, 80161, COUN 007, DE	Main Campus - Fairfield	Fall 2017	05-SEP-2017	Unknown	Gumlia M	25	62.5	0.20	2.50	375.0	12.5	40	52.5
..162, COUN 007, Face to Face	Main Campus - Fairfield	Fall 2017	05-SEP-2017	Day Class	Mostafa N	12	30.0	0.20	1.20	180.0	6.0	40	52.5
..163, COUN 007, Face to Face	Main Campus - Fairfield	Fall 2017	05-SEP-2017	Day Class	Graham K	10	25.0	0.20	1.00	150.0	5.0	40	52.5
..164, COUN 005, Face to Face	Main Campus - Fairfield	Fall 2017	05-SEP-2017	Day Class	Struntz W	6	20.0	0.20	0.60	90.0	3.0	30	52.5
..165, COUN 005, Face to Face	Main Campus - Fairfield	Fall 2017	05-SEP-2017	Day Class	Lawson A	27	90.0	0.20	2.70	405.0	13.5	30	52.5

M Census Enroll, Avg % Fill Rate, FTEF, Total FTES, Median Efficiency, FTES/FTEF, Max Enrollm and Median Contact Hours broken down by Rank, Crn Status, Crn1, Course ID, Delivery Method (group), Campus, Semester Desc, Census Date1, Day/Extday Desc1 and Primary Instructor Crn1. Details are shown for Semester1. The data is filtered on Division, Subject Area, Honors Include and Crn Stat Desc1. The Division filter keeps 15 of 15 members. The Subject Area filter keeps 83 of 83 members. The Honors Include filter keeps Discard Honors and View Honors. The Crn Stat Desc1 filter keeps Active. The view is filtered on Semester Desc, Semester1, Course ID and Census Date1. The Semester Desc filter keeps Fall 2017 and Spring 2017. The Semester1 filter keeps Fall. The Course ID filter keeps 1,242 of 1,242 members. The Census Date1 filter keeps 1,168 of 1,168 members.

Detail List for Selected Cohort

Division: All
 Campus: All
 Delivery Method: None
 Discipline: All
 XList: None
 Course(s): All

Delivery Method (group)	Campus	Semester Desc	Census Date1	Day/Extday Desc1	Primary Instructor Crn1	M Census Enroll	Avg % Fill Rate	FTEF	Total FTES	Median Efficiency	FTES/FT..	Max Enrollm	Median Contact ..
..166, COUN 005, Face to Face	Main Campus - Fairfield	Fall 2017	05-SEP-2017	Day Class	Dauffenbach A	21	70.0	0.20	2.10	315.0	10.5	30	52.5
..167, COUN 005, Face to Face	Vallejo Center	Fall 2017	05-SEP-2017	Evening Class	TBD -	9	30.0	0.20	1.00	150.0	5.0	30	52.5
61, A, 80168, COUN 005, DE	Main Campus - Fairfield	Fall 2017	05-SEP-2017	Unknown	Greene A	30	100.0	0.20	3.00	450.0	15.0	30	52.5
..169, COUN 005, Face to Face	Vacaville Center	Fall 2017	05-SEP-2017	Evening Class	Ramos K	27	90.0	0.20	2.70	405.0	13.5	30	52.5
..171, COUN 005, Face to Face	Main Campus - Fairfield	Fall 2017	05-SEP-2017	Day Class	LaCount R	15	50.0	0.20	1.50	225.0	7.5	30	52.5
64, A, 80172, COUN 015, DE	Main Campus - Fairfield	Fall 2017	05-SEP-2017	Unknown	Gumlia M	23	76.7	0.20	2.30	345.0	11.5	30	52.5
..174, COUN 062, Face to Face	Main Campus - Fairfield	Fall 2017	05-SEP-2017	Evening Class	Billingsley D	20	66.7	0.20	2.00	300.0	10.0	30	52.5
..5, COUN 064A, Face to Face	Main Campus - Fairfield	Fall 2017	14-NOV-2017	Day Class	Flatland M								
..6, COUN 064B, Face to Face	Main Campus - Fairfield	Fall 2017	14-NOV-2017	Day Class	Flatland M	15	100.0	0.47	0.00	0.0	0.0	15	144.0
..177, CHEM 003, Face to Face	Main Campus - Fairfield	Fall 2017	05-SEP-2017	Day Class	Santiago M	20	100.0	0.49	5.33	328.0	10.9	20	140.0
..178, CHEM 003, Face to Face	Vacaville Center	Fall 2017	05-SEP-2017	Day Class	Eskandari V	20	100.0	0.49	5.33	328.0	10.9	20	140.0
..179, CHEM 004, Face to Face	Main Campus - Fairfield	Fall 2017	05-SEP-2017	Day Class	Santiago M	14	70.0	0.59	3.73	190.0	6.3	20	140.0
..180, CHEM 004, Face to Face	Main Campus - Fairfield	Fall 2017	05-SEP-2017	Day Class	Santiago M	13	65.0	0.29	3.47	361.0	12.0	20	87.5
..181, CHEM 010, Face to Face	Main Campus - Fairfield	Fall 2017	05-SEP-2017	Evening Class	Subramanian M	12	42.9	0.37	2.40	197.0	6.6	28	105.0
..182, CHEM 010, Face to Face	Main Campus - Fairfield	Fall 2017	05-SEP-2017	Day Class	Conrad K	20	71.4	0.37	4.00	328.0	10.9	28	105.0
..183, CHEM 010, Face to Face	Vacaville Center	Fall 2017	05-SEP-2017	Day Class	Hawkes W	8	28.6	0.37	1.60	131.0	4.4	28	105.0
..184, CHEM 010, Face to Face	Vallejo Center	Fall 2017	05-SEP-2017	Day Class	Gelfand V	8	28.6	0.37	1.60	131.0	4.4	28	105.0
..185, CHEM 010, Face to Face	Vacaville Center	Fall 2017	05-SEP-2017	Evening Class	Montanez R	28	100.0	0.37	5.60	459.0	15.3	28	105.0
..186, CHEM 010, Face to Face	Main Campus - Fairfield	Fall 2017	05-SEP-2017	Day Class	Arnaiz D	28	100.0	0.37	5.60	459.0	15.3	28	105.0
..187, CHEM 011, Face to Face	Main Campus - Fairfield	Fall 2017	05-SEP-2017	Day Class	Grant P	28	100.0	0.37	5.60	459.0	15.3	28	105.0
..188, CHEM 012, Face to Face	Main Campus - Fairfield	Fall 2017	05-SEP-2017	Day Class	TBD -	0	0.0	0.53	0.00	0.0	0.0	28	157.5
..189, CHEM 012, Face to Face	Vacaville Center	Fall 2017	05-SEP-2017	Day Class	Higashi J	20	71.4	0.53	6.00	338.0	11.3	28	157.5
..190, CHEM 160, Face to Face	Main Campus - Fairfield	Fall 2017	05-SEP-2017	Day Class	Basaran V	26	92.9	0.37	5.20	426.0	14.2	28	105.0
..191, CHEM 160, Face to Face	Vacaville Center	Fall 2017	05-SEP-2017	Day Class	Balsley S	18	64.3	0.37	3.60	295.0	9.8	28	105.0
..192, CHEM 160, Face to Face	Vallejo Center	Fall 2017	05-SEP-2017	Day Class	Sharma N	4	14.3	0.37	0.80	66.0	2.2	28	105.0
..193, CHEM 160, Face to Face	Main Campus - Fairfield	Fall 2017	05-SEP-2017	Day Class	Kaur K	26	92.9	0.47	5.20	335.0	11.2	28	105.0
..194, CHEM 160, Face to Face	Main Campus - Fairfield	Fall 2017	05-SEP-2017	Day Class	Kaur K	20	71.4	0.17	4.00	723.0	24.1	28	52.5
..195, CHEM 160, Face to Face	Vallejo Center	Fall 2017	05-SEP-2017	Evening Class	Wei Q	22	78.6	0.37	4.40	361.0	12.0	28	105.0
..196, CHEM 160, Face to Face	Main Campus - Fairfield	Fall 2017	05-SEP-2017	Day Class	Kaur K	28	100.0	0.37	5.60	459.0	15.3	28	105.0

M Census Enroll, Avg % Fill Rate, FTEF, Total FTES, Median Efficiency, FTES/FTEF, Max Enrollm and Median Contact Hours broken down by Rank, Crn Status, Crn1, Course ID, Delivery Method (group), Campus, Semester Desc, Census Date1, Day/Extday Desc1 and Primary Instructor Crn1. Details are shown for Semester1. The data is filtered on Division, Subject Area, Honors Include and Crn Stat Desc1. The Division filter keeps 15 of 15 members. The Subject Area filter keeps 83 of 83 members. The Honors Include filter keeps Discard Honors and View Honors. The Crn Stat Desc1 filter keeps Active. The view is filtered on Semester Desc, Semester1, Course ID and Census Date1. The Semester Desc filter keeps Fall 2017 and Spring 2017. The Semester1 filter keeps Fall. The Course ID filter keeps 1,242 of 1,242 members. The Census Date1 filter keeps 1,168 of 1,168 members.

Detail List for Selected Cohort

Division: All
 Campus: All
 Delivery Method: None
 Discipline: All
 XList: None
 Course(s): All

Delivery Method (group)	Campus	Semester Desc	Census Date1	Day/Extday Desc1	Primary Instructor Crn1	M Census Enroll	Avg % Fill Rate	FTEF	Total FTES	Median Efficiency	FTES/FT..	Max Enrollm	Median Contact ..
..80197, BIO 002, Face to Face	Vacaville Center	Fall 2017	05-SEP-2017	Day Class	Re E	28	93.3	0.53	8.40	473.0	15.8	30	157.5
..80198, BIO 002, Face to Face	Vallejo Center	Fall 2017	05-SEP-2017	Day Class	DeKloe J	19	63.3	0.53	5.70	321.0	10.7	30	157.5
..80199, BIO 002, Face to Face	Vallejo Center	Fall 2017	05-SEP-2017	Day Class	DeKloe J	21	70.0	0.53	6.30	355.0	11.8	30	157.5
..80200, BIO 003, Face to Face	Vacaville Center	Fall 2017	05-SEP-2017	Day Class	Paschal R	19	63.3	0.53	5.70	321.0	10.7	30	157.5
..80201, BIO 003, Face to Face	Main Campus - Fairfield	Fall 2017	05-SEP-2017	Day Class	Smith M	27	90.0	0.53	8.10	456.0	15.2	30	157.5
..80202, BIO 004, Face to Face	Main Campus - Fairfield	Fall 2017	05-SEP-2017	Day Class	Itaya P	24	100.0	0.53	7.20	405.0	13.5	24	157.5
..80203, BIO 004, Face to Face	Main Campus - Fairfield	Fall 2017	05-SEP-2017	Day Class	Molnar M	24	100.0	0.53	7.20	405.0	13.5	24	157.5
..80204, BIO 004, Face to Face	Main Campus - Fairfield	Fall 2017	05-SEP-2017	Day Class	Molnar M	24	100.0	0.53	7.20	405.0	13.5	24	157.5
..80205, BIO 004, Face to Face	Main Campus - Fairfield	Fall 2017	05-SEP-2017	Day Class	TBD -	0	0.0	0.53	0.00	0.0	0.0	24	157.5
..80206, BIO 004, Face to Face	Main Campus - Fairfield	Fall 2017	05-SEP-2017	Day Class	Word J	24	100.0	0.53	7.20	405.0	13.5	24	157.5
..80207, BIO 004, Face to Face	Main Campus - Fairfield	Fall 2017	05-SEP-2017	Day Class	Young M	24	100.0	0.53	7.20	405.0	13.5	24	157.5
..80208, BIO 004, Face to Face	Main Campus - Fairfield	Fall 2017	05-SEP-2017	Evening Class	Young M	24	100.0	0.53	7.20	405.0	13.5	24	157.5
..80209, BIO 004, Face to Face	Main Campus - Fairfield	Fall 2017	05-SEP-2017	Evening Class	Nosce L	23	95.8	0.53	6.90	388.0	12.9	24	157.5
..80210, BIO 004, Face to Face	Vacaville Center	Fall 2017	05-SEP-2017	Day Class	Long J	24	100.0	0.63	7.20	341.0	11.4	24	157.5
..80211, BIO 004, Face to Face	Vacaville Center	Fall 2017	05-SEP-2017	Day Class	Long J	24	100.0	0.33	7.20	649.0	21.6	24	105.0
..80212, BIO 004, Face to Face	Vacaville Center	Fall 2017	05-SEP-2017	Day Class	Moore R	24	100.0	0.33	7.20	649.0	21.6	24	105.0
..80213, BIO 004, Face to Face	Vacaville Center	Fall 2017	05-SEP-2017	Day Class	Moore R	24	100.0	0.33	7.20	649.0	21.6	24	105.0
..214, ANTH 001, Face to Face	Main Campus - Fairfield	Fall 2017	05-SEP-2017	Day Class	Taylor-Hill L	17	34.0	0.20	1.70	255.0	8.5	50	52.5
106, A, 80215, ANTH 001, DE	Main Campus - Fairfield	Fall 2017	05-SEP-2017	Unknown	Taylor-Hill L	43	86.0	0.20	4.30	645.0	21.5	50	52.5
107, A, 80216, ANTH 001, DE	Main Campus - Fairfield	Fall 2017	05-SEP-2017	Unknown	Taylor-Hill L	13	26.0	0.20	1.30	195.0	6.5	50	52.5
..17, ANTH 001L, Face to Face	Main Campus - Fairfield	Fall 2017	05-SEP-2017	Day Class	Taylor-Hill L	12	40.0	0.20	1.40	210.0	7.0	30	61.3
.. 500, Tutor Noncredit session	Main Campus - Fairfield	Fall 2017	13-NOV-2017	Unknown	Carney S	10	20.0	0.00	0.00			50	180.0
..80238, BIO 004, Face to Face	Vacaville Center	Fall 2017	05-SEP-2017	Day Class	Paschal R	24	100.0	0.53	7.20	405.0	13.5	24	157.5
..80239, BIO 005, Face to Face	Main Campus - Fairfield	Fall 2017	05-SEP-2017	Day Class	TBD -	1	3.3	0.53	0.30	17.0	0.6	30	157.5
..80240, BIO 005, Face to Face	Main Campus - Fairfield	Fall 2017	05-SEP-2017	Day Class	Bautista E	30	100.0	0.53	9.00	507.0	16.9	30	157.5
..0241, CINA 011, Face to Face	Main Campus - Fairfield	Fall 2017	05-SEP-2017	Evening Class	Wadenius A	34	68.0	0.20	3.40	510.0	17.0	50	52.5
..0242, CINA 011, Face to Face	Vacaville Center	Fall 2017	05-SEP-2017	Evening Class	Giambastiani L	6	12.0	0.20	0.60	90.0	3.0	50	52.5
115, A, 80243, CINA 011, DE	Main Campus - Fairfield	Fall 2017	05-SEP-2017	Unknown	Mazak S	50	100.0	0.20	5.00	750.0	25.0	50	52.5
116, A, 80244, CINA 010, DE	Main Campus - Fairfield	Fall 2017	05-SEP-2017	Unknown	Mazak S	60	100.0	0.20	6.00	900.0	30.0	60	52.5

M Census Enroll, Avg % Fill Rate, FTEF, Total FTES, Median Efficiency, FTES/FTEF, Max Enrollm and Median Contact Hours broken down by Rank, Crn Status, Crn1, Course ID, Delivery Method (group), Campus, Semester Desc, Census Date1, Day/Extday Desc1 and Primary Instructor Crn1. Details are shown for Semester1. The data is filtered on Division, Subject Area, Honors Include and Crn Stat Desc1. The Division filter keeps 15 of 15 members. The Subject Area filter keeps 83 of 83 members. The Honors Include filter keeps Discard Honors and View Honors. The Crn Stat Desc1 filter keeps Active. The view is filtered on Semester Desc, Semester1, Course ID and Census Date1. The Semester Desc filter keeps Fall 2017 and Spring 2017. The Semester1 filter keeps Fall. The Course ID filter keeps 1,242 of 1,242 members. The Census Date1 filter keeps 1,168 of 1,168 members.

Detail List for Selected Cohort

Division: All
 Campus: All
 Delivery Method: None
 Discipline: All
 XList: None
 Course(s): All

Delivery Method (group)	Campus	Semester Desc	Census Date1	Day/Extday Desc1	Primary Instructor Crn1	M Census Enroll	Avg % Fill Rate	FTEF	Total FTES	Median Efficiency	FTES/FT..	Max Enrollm	Median Contact ..
117, A, 80245, CINA 010, DE	Main Campus - Fairfield	Fall 2017	05-SEP-2017	Unknown	Mazak S	23	38.3	0.20	2.30	345.0	11.5	60	52.5
..0246, CINA 011, Face to Face	Main Campus - Fairfield	Fall 2017	05-SEP-2017	Day Class	Kielwasser A	49	98.0	0.20	4.90	735.0	24.5	50	52.5
..0247, CINA 011, Face to Face	Vallejo Center	Fall 2017	05-SEP-2017	Day Class	Smith-Rowsey D	5	10.0	0.20	0.50	75.0	2.5	50	52.5
..0248, CINA 010, Face to Face	Vacaville Center	Fall 2017	05-SEP-2017	Evening Class	Anderson K	19	31.7	0.20	1.90	285.0	9.5	60	52.5
..0249, CINA 010, Face to Face	Main Campus - Fairfield	Fall 2017	05-SEP-2017	Day Class	Giambastiani L	20	36.4	0.20	2.00	300.0	10.0	55	52.5
..0250, CINA 010, Face to Face	Main Campus - Fairfield	Fall 2017	05-SEP-2017	Day Class	Kielwasser A	24	43.6	0.20	2.40	360.0	12.0	55	52.5
..0251, CINA 010, Face to Face	Main Campus - Fairfield	Fall 2017	05-SEP-2017	Evening Class	Giambastiani L	5	9.1	0.20	0.50	75.0	2.5	55	52.5
..80252, BIO 005, Face to Face	Main Campus - Fairfield	Fall 2017	05-SEP-2017	Day Class	Young M	30	100.0	0.53	9.00	507.0	16.9	30	157.5
..80253, BIO 005, Face to Face	Main Campus - Fairfield	Fall 2017	05-SEP-2017	Evening Class	Word J	30	100.0	0.53	9.00	507.0	16.9	30	157.5
..80254, BIO 005, Face to Face	Vacaville Center	Fall 2017	05-SEP-2017	Day Class	Long J	30	100.0	0.53	9.00	507.0	16.9	30	157.5
..0255, CINA 010, Face to Face	Vallejo Center	Fall 2017	05-SEP-2017	Day Class	Anderson K	7	11.7	0.20	0.70	105.0	3.5	60	52.5
128, A, 80256, NURS 052, DE	Main Campus - Fairfield	Fall 2017	05-SEP-2017	Unknown	Adams D	30	100.0	0.20	3.00	450.0	15.0	30	52.5
..0257, CINA 015, Face to Face	Main Campus - Fairfield	Fall 2017	09-NOV-2017	Day Class	Smith-Rowsey D								
..0258, CINA 016, Face to Face	Main Campus - Fairfield	Fall 2017	09-NOV-2017	Day Class	Smith-Rowsey D	8	40.0	0.37	0.00	0.0	0.0	20	102.0
131, A, 80259, NURS 052, DE	Main Campus - Fairfield	Fall 2017	05-SEP-2017	Unknown	Adams D	29	96.7	0.20	2.90	435.0	14.5	30	52.5
132, A, 80260, NURS 111, DE	Main Campus - Fairfield	Fall 2017	05-SEP-2017	Unknown	Adams D	35	100.0	0.20	3.50	525.0	17.5	35	52.5
..., 80261, TV 050, Face to Face	Main Campus - Fairfield	Fall 2017	05-SEP-2017	Day Class	Wadenius A	9	18.0	0.20	0.90	135.0	4.5	50	52.5
..262, NURS 111, Face to Face	Main Campus - Fairfield	Fall 2017	05-SEP-2017	Day Class	Stevens V	23	65.7	0.20	2.30	345.0	11.5	35	52.5
..., 80263, TV 055, Face to Face	Main Campus - Fairfield	Fall 2017	05-SEP-2017	Day Class	Vinet E								
..., 80264, TV 056, Face to Face	Main Campus - Fairfield	Fall 2017	05-SEP-2017	Day Class	Vinet E	1	5.0	0.26	0.13	16.0	0.5	20	70.0
..265, NURS 111, Face to Face	Vallejo Center	Fall 2017	05-SEP-2017	Evening Class	Stevens V	17	48.6	0.20	1.70	255.0	8.5	35	52.5
..0266, ART 001, Face to Face	Main Campus - Fairfield	Fall 2017	05-SEP-2017	Day Class	Brunner T	35	100.0	0.20	3.50	525.0	17.5	35	52.5
..267, NUTR 010, Face to Face	Vallejo Center	Fall 2017	05-SEP-2017	Day Class	Bourdon I	7	14.0	0.20	0.70	105.0	3.5	50	52.5
..268, NUTR 010, Face to Face	Vacaville Center	Fall 2017	05-SEP-2017	Day Class	Bourdon I	23	46.0	0.20	2.30	345.0	11.5	50	52.5
..269, NUTR 010, Face to Face	Travis Air Force Base	Fall 2017	19-OCT-2017	Evening Class	Bourdon I	2	8.0	0.20	0.20	30.0	1.0	25	52.8
..270, NUTR 010, Face to Face	Main Campus - Fairfield	Fall 2017	05-SEP-2017	Day Class	Bourdon I	21	42.0	0.20	2.10	315.0	10.5	50	52.5
143, A, 80271, NUTR 010, DE	Main Campus - Fairfield	Fall 2017	05-SEP-2017	Unknown	Bourdon I	43	86.0	0.20	4.30	645.0	21.5	50	52.5
..272, NUTR 010, Face to Face	Vacaville Center	Fall 2017	05-SEP-2017	Evening Class	Gabbard M	20	40.0	0.20	2.00	300.0	10.0	50	52.5
..273, NUTR 010, Face to Face	Main Campus - Fairfield	Fall 2017	05-SEP-2017	Evening Class	Gabbard M	17	34.0	0.20	1.70	255.0	8.5	50	52.5

M Census Enroll, Avg % Fill Rate, FTEF, Total FTES, Median Efficiency, FTES/FTEF, Max Enrollm and Median Contact Hours broken down by Rank, Crn Status, Crn1, Course ID, Delivery Method (group), Campus, Semester Desc, Census Date1, Day/Extday Desc1 and Primary Instructor Crn1. Details are shown for Semester1. The data is filtered on Division, Subject Area, Honors Include and Crn Stat Desc1. The Division filter keeps 15 of 15 members. The Subject Area filter keeps 83 of 83 members. The Honors Include filter keeps Discard Honors and View Honors. The Crn Stat Desc1 filter keeps Active. The view is filtered on Semester Desc, Semester1, Course ID and Census Date1. The Semester Desc filter keeps Fall 2017 and Spring 2017. The Semester1 filter keeps Fall. The Course ID filter keeps 1,242 of 1,242 members. The Census Date1 filter keeps 1,168 of 1,168 members.

Detail List for Selected Cohort

Division: All
 Campus: All
 Delivery Method: None
 Discipline: All
 XList: None
 Course(s): All

Delivery Method (group)	Campus	Semester Desc	Census Date1	Day/Extday Desc1	Primary Instructor Crn1	M Census Enroll	Avg % Fill Rate	FTEF	Total FTES	Median Efficiency	FTES/FT..	Max Enrollm	Median Contact ..
..0274, ART 001, Face to Face	Vacaville Center	Fall 2017	05-SEP-2017	Evening Class	Brunner T	35	100.0	0.20	3.50	525.0	17.5	35	52.5
147, A, 80275, NUTR 010, DE	Main Campus - Fairfield	Fall 2017	05-SEP-2017	Unknown	Sytsma R	50	100.0	0.20	5.00	750.0	25.0	50	52.5
148, A, 80276, NUTR 010, DE	Main Campus - Fairfield	Fall 2017	05-SEP-2017	Unknown	Sytsma R	41	82.0	0.20	4.10	615.0	20.5	50	52.5
..277, NUTR 010, Face to Face	Main Campus - Fairfield	Fall 2017	05-SEP-2017	Day Class	Sytsma R	41	82.0	0.20	4.10	615.0	20.5	50	52.5
..278, NUTR 010, Face to Face	Main Campus - Fairfield	Fall 2017	05-SEP-2017	Day Class	Sytsma R	24	48.0	0.20	2.40	360.0	12.0	50	52.5
..0279, ART 002, Face to Face	Main Campus - Fairfield	Fall 2017	05-SEP-2017	Day Class	Florence F	31	88.6	0.20	3.10	465.0	15.5	35	52.5
..80, NURS 050A, Face to Face	Main Campus - Fairfield	Fall 2017	22-SEP-2017	Day Class	Freed E								
153, A, 80281, ART 010, DE	Main Campus - Fairfield	Fall 2017	05-SEP-2017	Unknown	Florence F	49	98.0	0.20	4.90	735.0	24.5	50	52.5
..82, NURS 050A, Face to Face	Main Campus - Fairfield	Fall 2017	22-SEP-2017	Day Class	Freed E								
..83, NURS 050A, Face to Face	Main Campus - Fairfield	Fall 2017	22-SEP-2017	Day Class	Freed E								
..0284, ART 010, Face to Face	Main Campus - Fairfield	Fall 2017	05-SEP-2017	Day Class	Brunner T	24	50.0	0.20	2.40	360.0	12.0	48	52.5
..0285, ART 010, Face to Face	Vallejo Center	Fall 2017	05-SEP-2017	Evening Class	Florence F	8	16.0	0.20	0.80	120.0	4.0	50	52.5
..0286, ART 012, Face to Face	Main Campus - Fairfield	Fall 2017	05-SEP-2017	Day Class	Florence F	24	68.6	0.20	2.40	360.0	12.0	35	52.5
..87, NURS 050A, Face to Face	Main Campus - Fairfield	Fall 2017	22-SEP-2017	Day Class	Freed E								
..0288, FIRE 050, Face to Face	Vallejo Center	Fall 2017	05-SEP-2017	Day Class	Berhel B	6	20.0	0.20	0.60	90.0	3.0	30	52.5
..0289, FIRE 101, Face to Face	Vallejo Center	Fall 2017	21-AUG-2017	Evening Class	Berhel B	9	30.0	0.20	0.91	136.0	4.5	30	52.8
..90, NURS 050A, Face to Face	Main Campus - Fairfield	Fall 2017	22-SEP-2017	Day Class	Freed E								
..91, NURS 050A, Face to Face	Main Campus - Fairfield	Fall 2017	22-SEP-2017	Day Class	Freed E	39	81.3	1.39	0.00	0.0	0.0	48	112.0
..92, NURS 050B, Face to Face	Main Campus - Fairfield	Fall 2017	21-NOV-2017	Day Class	Freed E								
..93, NURS 050B, Face to Face	Main Campus - Fairfield	Fall 2017	21-NOV-2017	Day Class	Freed E								
..94, NURS 050B, Face to Face	Main Campus - Fairfield	Fall 2017	21-NOV-2017	Day Class	Freed E								
..95, NURS 050B, Face to Face	Main Campus - Fairfield	Fall 2017	21-NOV-2017	Day Class	Freed E								
..96, NURS 050B, Face to Face	Main Campus - Fairfield	Fall 2017	21-NOV-2017	Day Class	Freed E								
..97, NURS 050B, Face to Face	Main Campus - Fairfield	Fall 2017	21-NOV-2017	Day Class	Freed E	39	81.3	3.04	0.00	0.0	0.0	48	177.1
..0298, EMT 128, Face to Face	Vallejo Center	Fall 2017	19-OCT-2017	Evening Class	Berhel B	6	25.0	0.25	0.73	88.0	2.9	24	64.0
..0299, EMT 128, Face to Face	Vacaville Center	Fall 2017	22-AUG-2017	Evening Class	TBD -	19	79.2	0.25	2.32	278.0	9.3	24	64.0
..0300, EMT 128, Face to Face	Main Campus - Fairfield	Fall 2017	23-AUG-2017	Day Class	TBD -	12	50.0	0.25	1.46	176.0	5.9	24	64.0
..0301, EMT 112, Face to Face	Main Campus - Fairfield	Fall 2017	05-SEP-2017	Evening Class	TBD -	16	100.0	0.67	5.87	264.0	8.8	16	192.5
..0302, EMT 112, Face to Face	Main Campus - Fairfield	Fall 2017	05-SEP-2017	Day Class	TBD -	16	100.0	0.67	5.87	264.0	8.8	16	192.5

M Census Enroll, Avg % Fill Rate, FTEF, Total FTES, Median Efficiency, FTES/FTEF, Max Enrollm and Median Contact Hours broken down by Rank, Crn Status, Crn1, Course ID, Delivery Method (group), Campus, Semester Desc, Census Date1, Day/Extday Desc1 and Primary Instructor Crn1. Details are shown for Semester1. The data is filtered on Division, Subject Area, Honors Include and Crn Stat Desc1. The Division filter keeps 15 of 15 members. The Subject Area filter keeps 83 of 83 members. The Honors Include filter keeps Discard Honors and View Honors. The Crn Stat Desc1 filter keeps Active. The view is filtered on Semester Desc, Semester1, Course ID and Census Date1. The Semester Desc filter keeps Fall 2017 and Spring 2017. The Semester1 filter keeps Fall. The Course ID filter keeps 1,242 of 1,242 members. The Census Date1 filter keeps 1,168 of 1,168 members.

Detail List for Selected Cohort

Division: All
 Campus: All
 Delivery Method: None
 Discipline: All
 XList: None
 Course(s): All

Delivery Method (group)	Campus	Semester Desc	Census Date1	Day/Extday Desc1	Primary Instructor Crn1	M Census Enroll	Avg % Fill Rate	FTEF	Total FTES	Median Efficiency	FTES/FT..	Max Enrollm	Median Contact ..
..303, NURS 060, Face to Face	Main Campus - Fairfield	Fall 2017	22-SEP-2017	Day Class	Burgess D								
..304, NURS 060, Face to Face	Main Campus - Fairfield	Fall 2017	22-SEP-2017	Day Class	Burgess D								
..305, NURS 060, Face to Face	Main Campus - Fairfield	Fall 2017	22-SEP-2017	Day Class	Burgess D								
..306, NURS 060, Face to Face	Main Campus - Fairfield	Fall 2017	21-NOV-2017	Day Class	Burgess D								
..307, NURS 060, Face to Face	Main Campus - Fairfield	Fall 2017	21-NOV-2017	Day Class	Burgess D	30	62.5	2.41	0.00	0.0	0.0	48	160.0
..308, FREN 001, Face to Face	Main Campus - Fairfield	Fall 2017	05-SEP-2017	Day Class	Marlow-Munoz L	15	50.0	0.33	2.50	225.0	7.5	30	87.5
..309, FREN 002, Face to Face	Main Campus - Fairfield	Fall 2017	05-SEP-2017	Day Class	Marlow-Munoz L	24	80.0	0.33	4.17	375.0	12.5	30	87.5
..311, FREN 031, Face to Face	Main Campus - Fairfield	Fall 2017	05-SEP-2017	Day Class	Marlow-Munoz L	15	50.0	0.20	1.50	225.0	7.5	30	52.5
..12, COSM 100, Face to Face	Main Campus - Fairfield	Fall 2017	05-SEP-2017	Day Class	McDonald C	25	100.0	3.11	35.42	342.0	11.4	25	743.8
..0313, OT 054A, Face to Face	Main Campus - Fairfield	Fall 2017	21-AUG-2017	Day Class	Carpenter D								
..0314, OT 054A, Face to Face	Main Campus - Fairfield	Fall 2017	18-OCT-2017	Day Class	Carpenter D								
..0315, OT 054A, Face to Face	Main Campus - Fairfield	Fall 2017	22-AUG-2017	Day Class	Carpenter D								
..0316, OT 054A, Face to Face	Main Campus - Fairfield	Fall 2017	19-OCT-2017	Day Class	Carpenter D								
..0317, OT 054A, Face to Face	Main Campus - Fairfield	Fall 2017	22-AUG-2017	Day Class	Carpenter D								
..0318, OT 054A, Face to Face	Main Campus - Fairfield	Fall 2017	19-OCT-2017	Day Class	Carpenter D								
..0319, OT 054B, Face to Face	Main Campus - Fairfield	Fall 2017	21-AUG-2017	Day Class	Carpenter D								
..0320, OT 054B, Face to Face	Main Campus - Fairfield	Fall 2017	18-OCT-2017	Day Class	Carpenter D								
..0321, OT 054B, Face to Face	Main Campus - Fairfield	Fall 2017	22-AUG-2017	Day Class	Carpenter D								
..322, SPAN 001, Face to Face	Vallejo Center	Fall 2017	05-SEP-2017	Evening Class	Rodriguez E	2	6.7	0.33	0.33	30.0	1.0	30	87.5
..323, SPAN 001, Face to Face	Main Campus - Fairfield	Fall 2017	05-SEP-2017	Evening Class	Jacobo I	29	96.7	0.33	4.83	435.0	14.5	30	87.5
..324, SPAN 001, Face to Face	Main Campus - Fairfield	Fall 2017	05-SEP-2017	Day Class	Pirott L	29	96.7	0.33	4.83	435.0	14.5	30	87.5
..325, SPAN 001, Face to Face	Main Campus - Fairfield	Fall 2017	05-SEP-2017	Day Class	Abel-Quintero M	11	36.7	0.33	1.83	165.0	5.5	30	87.5
..326, SPAN 001, Face to Face	Main Campus - Fairfield	Fall 2017	05-SEP-2017	Day Class	Pirott L	12	40.0	0.33	2.00	180.0	6.0	30	87.5
..0327, OT 054B, Face to Face	Main Campus - Fairfield	Fall 2017	19-OCT-2017	Day Class	Carpenter D								
..0328, OT 054B, Face to Face	Main Campus - Fairfield	Fall 2017	22-AUG-2017	Day Class	Carpenter D								
..0329, OT 054B, Face to Face	Main Campus - Fairfield	Fall 2017	19-OCT-2017	Day Class	Carpenter D								
..0330, OT 055A, Face to Face	Main Campus - Fairfield	Fall 2017	21-AUG-2017	Day Class	Carpenter D								
..331, SPAN 001, Face to Face	Vacaville Center	Fall 2017	05-SEP-2017	Day Class	Abel-Quintero M	16	53.3	0.33	2.67	240.0	8.0	30	87.5
..0332, OT 055A, Face to Face	Main Campus - Fairfield	Fall 2017	22-AUG-2017	Day Class	Carpenter D								

M Census Enroll, Avg % Fill Rate, FTEF, Total FTES, Median Efficiency, FTES/FTEF, Max Enrollm and Median Contact Hours broken down by Rank, Crn Status, Crn1, Course ID, Delivery Method (group), Campus, Semester Desc, Census Date1, Day/Extday Desc1 and Primary Instructor Crn1. Details are shown for Semester1. The data is filtered on Division, Subject Area, Honors Include and Crn Stat Desc1. The Division filter keeps 15 of 15 members. The Subject Area filter keeps 83 of 83 members. The Honors Include filter keeps Discard Honors and View Honors. The Crn Stat Desc1 filter keeps Active. The view is filtered on Semester Desc, Semester1, Course ID and Census Date1. The Semester Desc filter keeps Fall 2017 and Spring 2017. The Semester1 filter keeps Fall. The Course ID filter keeps 1,242 of 1,242 members. The Census Date1 filter keeps 1,168 of 1,168 members.

Detail List for Selected Cohort

Division: All
 Campus: All
 Delivery Method: None
 Discipline: All
 XList: None
 Course(s): All

Delivery Method (group)	Campus	Semester Desc	Census Date1	Day/Extday Desc1	Primary Instructor Crn1	M Census Enroll	Avg % Fill Rate	FTEF	Total FTES	Median Efficiency	FTES/FT..	Max Enrollm	Median Contact ..
..0333, OT 055A, Face to Face	Main Campus - Fairfield	Fall 2017	18-OCT-2017	Day Class	Carpenter D								
..0334, OT 055A, Face to Face	Main Campus - Fairfield	Fall 2017	19-OCT-2017	Day Class	Carpenter D								
..0335, OT 055A, Face to Face	Main Campus - Fairfield	Fall 2017	22-AUG-2017	Day Class	Carpenter D								
..0336, OT 055A, Face to Face	Main Campus - Fairfield	Fall 2017	19-OCT-2017	Day Class	Carpenter D								
..0337, OT 055B, Face to Face	Main Campus - Fairfield	Fall 2017	21-AUG-2017	Day Class	Carpenter D								
..0338, OT 055B, Face to Face	Main Campus - Fairfield	Fall 2017	18-OCT-2017	Day Class	Carpenter D								
..0339, OT 055B, Face to Face	Main Campus - Fairfield	Fall 2017	22-AUG-2017	Day Class	Carpenter D								
..0340, OT 055B, Face to Face	Main Campus - Fairfield	Fall 2017	19-OCT-2017	Day Class	Carpenter D								
..0341, OT 055B, Face to Face	Main Campus - Fairfield	Fall 2017	22-AUG-2017	Day Class	Carpenter D								
..0342, OT 055B, Face to Face	Main Campus - Fairfield	Fall 2017	19-OCT-2017	Day Class	Carpenter D								
.. 80343, OT 056, Face to Face	Main Campus - Fairfield	Fall 2017	05-SEP-2017	Day Class	Carpenter D	21	65.6	0.13	1.40	316.0	10.5	32	35.0
.. 80344, OT 100, Face to Face	Main Campus - Fairfield	Fall 2017	21-AUG-2017	Day Class	Carpenter D								
.. 80345, OT 100, Face to Face	Main Campus - Fairfield	Fall 2017	18-OCT-2017	Day Class	Carpenter D								
.. 80346, OT 100, Face to Face	Main Campus - Fairfield	Fall 2017	22-AUG-2017	Day Class	Carpenter D								
.. 80347, OT 100, Face to Face	Main Campus - Fairfield	Fall 2017	19-OCT-2017	Day Class	Carpenter D								
.. 80348, OT 100, Face to Face	Main Campus - Fairfield	Fall 2017	22-AUG-2017	Day Class	Carpenter D								
.. 80349, OT 100, Face to Face	Main Campus - Fairfield	Fall 2017	19-OCT-2017	Day Class	Carpenter D								
.. 80350, OT 162, Face to Face	Main Campus - Fairfield	Fall 2017	21-AUG-2017	Day Class	Carpenter D	29	69.1	0.10	1.25	375.0	12.5	42	24.0
.. 80351, OT 162, Face to Face	Main Campus - Fairfield	Fall 2017	18-OCT-2017	Day Class	Carpenter D	2	4.8	0.10	0.08	23.0	0.8	42	24.0
.. 80352, OT 162, Face to Face	Main Campus - Fairfield	Fall 2017	22-AUG-2017	Day Class	Carpenter D	23	54.8	0.10	0.90	270.0	9.0	42	24.0
.. 80353, OT 162, Face to Face	Main Campus - Fairfield	Fall 2017	19-OCT-2017	Day Class	Carpenter D	6	14.3	0.10	0.26	78.0	2.6	42	24.0
.. 80354, OT 162, Face to Face	Main Campus - Fairfield	Fall 2017	22-AUG-2017	Day Class	Carpenter D	11	26.2	0.10	0.46	137.0	4.6	42	24.0
.. 80355, OT 162, Face to Face	Main Campus - Fairfield	Fall 2017	19-OCT-2017	Day Class	Carpenter D	1	2.4	0.10	0.03	9.0	0.3	42	24.0
.. 80356, OT 060, Face to Face	Main Campus - Fairfield	Fall 2017	05-SEP-2017	Day Class	Cary A	9	25.7	0.20	0.90	135.0	4.5	35	52.5
..357, ANTH 001, Face to Face	Main Campus - Fairfield	Fall 2017	05-SEP-2017	Evening Class	Gravelly S	15	30.0	0.20	1.50	225.0	7.5	50	52.5
..358, ANTH 001, Face to Face	Main Campus - Fairfield	Fall 2017	05-SEP-2017	Day Class	Wilson N	18	36.0	0.20	1.80	270.0	9.0	50	52.5
..59, ANTH 001L, Face to Face	Main Campus - Fairfield	Fall 2017	05-SEP-2017	Day Class	Wilson N	22	73.3	0.20	2.57	385.0	12.9	30	61.3
231, A, 80360, OCED 070, DE	Main Campus - Fairfield	Fall 2017	23-AUG-2017	Unknown	Berrett D	7	17.5	0.10	0.35	105.0	3.5	40	26.3
..361, ASTR 010, Face to Face	Main Campus - Fairfield	Fall 2017	05-SEP-2017	Day Class	Petersen P	49	98.0	0.20	4.90	735.0	24.5	50	52.5

M Census Enroll, Avg % Fill Rate, FTEF, Total FTES, Median Efficiency, FTES/FTEF, Max Enrollm and Median Contact Hours broken down by Rank, Crn Status, Crn1, Course ID, Delivery Method (group), Campus, Semester Desc, Census Date1, Day/Extday Desc1 and Primary Instructor Crn1. Details are shown for Semester1. The data is filtered on Division, Subject Area, Honors Include and Crn Stat Desc1. The Division filter keeps 15 of 15 members. The Subject Area filter keeps 83 of 83 members. The Honors Include filter keeps Discard Honors and View Honors. The Crn Stat Desc1 filter keeps Active. The view is filtered on Semester Desc, Semester1, Course ID and Census Date1. The Semester Desc filter keeps Fall 2017 and Spring 2017. The Semester1 filter keeps Fall. The Course ID filter keeps 1,242 of 1,242 members. The Census Date1 filter keeps 1,168 of 1,168 members.

Detail List for Selected Cohort

Division: All
 Campus: All
 Delivery Method: None
 Discipline: All
 XList: None
 Course(s): All

Delivery Method (group)	Campus	Semester Desc	Census Date1	Day/Extday Desc1	Primary Instructor Crn1	M Census Enroll	Avg % Fill Rate	FTEF	Total FTES	Median Efficiency	FTES/FT..	Max Enrollm	Median Contact ..
..362, ASTR 010, Face to Face	Vallejo Center	Fall 2017	05-SEP-2017	Day Class	Smith R	25	50.0	0.20	2.50	375.0	12.5	50	52.5
..363, ASTR 010, Face to Face	Vacaville Center	Fall 2017	05-SEP-2017	Day Class	Hannan Z	12	24.0	0.20	1.20	180.0	6.0	50	52.5
235, A, 80364, ASTR 010, DE	Main Campus - Fairfield	Fall 2017	05-SEP-2017	Unknown	Berryhill K	49	98.0	0.20	4.90	735.0	24.5	50	52.5
236, A, 80365, ASTR 010, DE	Main Campus - Fairfield	Fall 2017	05-SEP-2017	Unknown	Berryhill K	17	34.0	0.20	1.70	255.0	8.5	50	52.5
237, A, 80366, ASTR 010, DE	Main Campus - Fairfield	Fall 2017	05-SEP-2017	Unknown	Berryhill K	9	18.0	0.20	0.90	135.0	4.5	50	52.5
238, A, 80367, OCED 070, DE	Main Campus - Fairfield	Fall 2017	20-OCT-2017	Unknown	Berrett D	1	2.5	0.10	0.05	15.0	0.5	40	26.3
..368, SPAN 002, Face to Face	Main Campus - Fairfield	Fall 2017	05-SEP-2017	Day Class	Jacobo I	29	96.7	0.33	4.83	435.0	14.5	30	87.5
240, A, 80369, OCED 071, DE	Main Campus - Fairfield	Fall 2017	23-AUG-2017	Unknown	Berrett D	7	17.5	0.10	0.35	105.0	3.5	40	26.3
241, A, 80370, OCED 071, DE	Main Campus - Fairfield	Fall 2017	20-OCT-2017	Unknown	Berrett D	2	5.0	0.10	0.10	30.0	1.0	40	26.3
..371, ASTR 020, Face to Face	Main Campus - Fairfield	Fall 2017	05-SEP-2017	Evening Class	Smith R	28	93.3	0.17	2.80	506.0	16.9	30	52.5
..372, ASTR 020, Face to Face	Vallejo Center	Fall 2017	05-SEP-2017	Day Class	Rabbette M	10	33.3	0.17	1.00	181.0	6.0	30	52.5
..373, ASTR 030, Face to Face	Main Campus - Fairfield	Fall 2017	05-SEP-2017	Evening Class	Smith R	18	36.0	0.20	1.80	270.0	9.0	50	52.5
..374, ASTR 040, Face to Face	Main Campus - Fairfield	Fall 2017	05-SEP-2017	Day Class	Petersen P	6	12.0	0.20	0.60	90.0	3.0	50	52.5
..375, ANTH 002, Face to Face	Main Campus - Fairfield	Fall 2017	05-SEP-2017	Day Class	Gravelly S	18	36.0	0.20	1.80	270.0	9.0	50	52.5
247, A, 80376, ANTH 002, DE	Vallejo Center	Fall 2017	05-SEP-2017	Unknown	Wilson N	35	70.0	0.20	3.50	525.0	17.5	50	52.5
..378, ANTH 002, Face to Face	Vallejo Center	Fall 2017	05-SEP-2017	Day Class	Cross L	1	2.0	0.20	0.10	15.0	0.5	50	52.5
..379, ANTH 007, Face to Face	Main Campus - Fairfield	Fall 2017	05-SEP-2017	Day Class	Cross L	10	25.0	0.20	1.00	150.0	5.0	40	52.5
.. 80380, HS 051, Face to Face	Main Campus - Fairfield	Fall 2017	05-SEP-2017	Day Class	Cabrera S	39	78.0	0.20	3.90	585.0	19.5	50	52.5
.. 80381, HS 053, Face to Face	Main Campus - Fairfield	Fall 2017	05-SEP-2017	Day Class	Lara D	17	48.6	0.20	1.70	255.0	8.5	35	52.5
252, A, 80382, ENGL 001, DE	Main Campus - Fairfield	Fall 2017	05-SEP-2017	Unknown	Moore E	30	100.0	0.27	4.00	451.0	15.0	30	70.0
.. 80383, HS 054, Face to Face	Main Campus - Fairfield	Fall 2017	05-SEP-2017	Evening Class	Huff V	18	51.4	0.20	1.80	270.0	9.0	35	52.5
.. 80384, HS 055, Face to Face	Main Campus - Fairfield	Fall 2017	05-SEP-2017	Evening Class	Cabrera S	12	34.3	0.20	1.20	180.0	6.0	35	52.5
255, A, 80385, ENGL 001, DE	Main Campus - Fairfield	Fall 2017	05-SEP-2017	Unknown	Moore E	30	100.0	0.27	4.00	451.0	15.0	30	70.0
..0386, PHIL 003, Face to Face	Main Campus - Fairfield	Fall 2017	05-SEP-2017	Day Class	Pelletti M	9	22.5	0.20	0.90	135.0	4.5	40	52.5
..0387, ART 036, Face to Face	Main Campus - Fairfield	Fall 2017	05-SEP-2017	Evening Class	Santiago J								
..0388, ART 037, Face to Face	Main Campus - Fairfield	Fall 2017	05-SEP-2017	Evening Class	Santiago J								
..0389, ART 074, Face to Face	Main Campus - Fairfield	Fall 2017	05-SEP-2017	Evening Class	Santiago J	8	32.0	0.23	1.60	206.0	6.9	25	105.0
..0390, PHIL 001, Face to Face	Main Campus - Fairfield	Fall 2017	05-SEP-2017	Saturday	Orr S	11	27.5	0.20	1.10	165.0	5.5	40	52.5
..391, PSYC 001, Face to Face	Main Campus - Fairfield	Fall 2017	05-SEP-2017	Day Class	Jaimez T	48	96.0	0.20	4.80	720.0	24.0	50	52.5

M Census Enroll, Avg % Fill Rate, FTEF, Total FTES, Median Efficiency, FTES/FTEF, Max Enrollm and Median Contact Hours broken down by Rank, Crn Status, Crn1, Course ID, Delivery Method (group), Campus, Semester Desc, Census Date1, Day/Extday Desc1 and Primary Instructor Crn1. Details are shown for Semester1. The data is filtered on Division, Subject Area, Honors Include and Crn Stat Desc1. The Division filter keeps 15 of 15 members. The Subject Area filter keeps 83 of 83 members. The Honors Include filter keeps Discard Honors and View Honors. The Crn Stat Desc1 filter keeps Active. The view is filtered on Semester Desc, Semester1, Course ID and Census Date1. The Semester Desc filter keeps Fall 2017 and Spring 2017. The Semester1 filter keeps Fall. The Course ID filter keeps 1,242 of 1,242 members. The Census Date1 filter keeps 1,168 of 1,168 members.

Detail List for Selected Cohort

Division: All
 Campus: All
 Delivery Method: None
 Discipline: All
 XList: None
 Course(s): All

Delivery Method (group)	Campus	Semester Desc	Census Date1	Day/Extday Desc1	Primary Instructor Crn1	M Census Enroll	Avg % Fill Rate	FTEF	Total FTES	Median Efficiency	FTES/FT..	Max Enrollm	Median Contact ..
..392, PSYC 001, Face to Face	Main Campus - Fairfield	Fall 2017	05-SEP-2017	Day Class	Bolz C	36	72.0	0.20	3.60	540.0	18.0	50	52.5
..393, PSYC 001, Face to Face	Main Campus - Fairfield	Fall 2017	05-SEP-2017	Day Class	Gotch-Posta M	38	76.0	0.20	3.80	570.0	19.0	50	52.5
..394, PSYC 001, Face to Face	Main Campus - Fairfield	Fall 2017	05-SEP-2017	Day Class	Bolz C	37	74.0	0.20	3.70	555.0	18.5	50	52.5
..395, PSYC 001, Face to Face	Main Campus - Fairfield	Fall 2017	05-SEP-2017	Day Class	Bolz C	19	38.0	0.20	1.90	285.0	9.5	50	52.5
..396, PSYC 001, Face to Face	Main Campus - Fairfield	Fall 2017	05-SEP-2017	Day Class	Jaimez T	26	52.0	0.20	2.60	390.0	13.0	50	52.5
..397, PSYC 001, Face to Face	Main Campus - Fairfield	Fall 2017	05-SEP-2017	Day Class	Gotch-Posta M	47	94.0	0.20	4.70	705.0	23.5	50	52.5
..398, PSYC 001, Face to Face	Vallejo Center	Fall 2017	05-SEP-2017	Evening Class	Van Veen V	28	56.0	0.20	2.80	420.0	14.0	50	52.5
..0399, CINA 011, Face to Face	Vacaville Center	Fall 2017	05-SEP-2017	Saturday	Kielwasser A	12	24.0	0.20	1.20	180.0	6.0	50	52.5
..400, PSYC 001, Face to Face	Vacaville Center	Fall 2017	19-OCT-2017	Day Class	Lindsay A	13	26.0	0.20	1.31	196.0	6.5	50	52.8
..401, PSYC 001, Face to Face	Main Campus - Fairfield	Fall 2017	05-SEP-2017	Evening Class	Van Veen V	35	70.0	0.20	3.50	525.0	17.5	50	52.5
..402, NURS 061, Face to Face	Main Campus - Fairfield	Fall 2017	25-SEP-2017	Day Class	Craig E								
..403, PSYC 001, Face to Face	Vacaville Center	Fall 2017	05-SEP-2017	Day Class	Regalado M	30	60.0	0.20	3.00	450.0	15.0	50	52.5
..404, NURS 061, Face to Face	Main Campus - Fairfield	Fall 2017	21-SEP-2017	Day Class	Craig E								
..405, NURS 061, Face to Face	Main Campus - Fairfield	Fall 2017	21-NOV-2017	Day Class	Craig E								
..406, NURS 061, Face to Face	Main Campus - Fairfield	Fall 2017	21-NOV-2017	Day Class	Craig E								
..407, NURS 061, Face to Face	Main Campus - Fairfield	Fall 2017	21-NOV-2017	Day Class	Craig E	28	58.3	2.41	0.00	0.0	0.0	48	160.2
..408, OCED 090, Face to Face	Main Campus - Fairfield	Fall 2017	05-SEP-2017	Unknown	Berrett D								
..409, OCED 090, Face to Face	Main Campus - Fairfield	Fall 2017	05-SEP-2017	Unknown	Berrett D								
..410, OCED 090, Face to Face	Main Campus - Fairfield	Fall 2017	05-SEP-2017	Unknown	Berrett D								
..411, OCED 090, Face to Face	Main Campus - Fairfield	Fall 2017	05-SEP-2017	Unknown	Berrett D								
..412, OCED 090, Face to Face	Main Campus - Fairfield	Fall 2017	05-SEP-2017	Unknown	Berrett D								
..413, OCED 090, Face to Face	Main Campus - Fairfield	Fall 2017	05-SEP-2017	Unknown	Berrett D								
..414, OCED 090, Face to Face	Main Campus - Fairfield	Fall 2017	27-SEP-2017	Day Class	Berrett D								
285, A, 80415, ENGL 001, DE	Main Campus - Fairfield	Fall 2017	05-SEP-2017	Unknown	Hunton-Chan W	30	100.0	0.27	4.00	451.0	15.0	30	70.0
286, A, 80416, ENGL 001, DE	Main Campus - Fairfield	Fall 2017	05-SEP-2017	Unknown	Cobene H	29	96.7	0.27	3.87	436.0	14.5	30	70.0
..417, ENGL 001, Face to Face	Main Campus - Fairfield	Fall 2017	05-SEP-2017	Day Class	Shubrook S	30	100.0	0.27	4.00	451.0	15.0	30	70.0
..418, ENGL 001, Face to Face	Main Campus - Fairfield	Fall 2017	05-SEP-2017	Day Class	Anderson I	19	63.3	0.27	2.53	286.0	9.5	30	70.0
289, A, 80419, PSYC 001, DE	Main Campus - Fairfield	Fall 2017	05-SEP-2017	Unknown	Cabrera S	49	98.0	0.20	4.90	735.0	24.5	50	52.5
..420, ENGL 001, Face to Face	Main Campus - Fairfield	Fall 2017	05-SEP-2017	Day Class	Watson-Perez H	17	56.7	0.27	2.27	256.0	8.5	30	70.0

M Census Enroll, Avg % Fill Rate, FTEF, Total FTES, Median Efficiency, FTES/FTEF, Max Enrollm and Median Contact Hours broken down by Rank, Crn Status, Crn1, Course ID, Delivery Method (group), Campus, Semester Desc, Census Date1, Day/Extday Desc1 and Primary Instructor Crn1. Details are shown for Semester1. The data is filtered on Division, Subject Area, Honors Include and Crn Stat Desc1. The Division filter keeps 15 of 15 members. The Subject Area filter keeps 83 of 83 members. The Honors Include filter keeps Discard Honors and View Honors. The Crn Stat Desc1 filter keeps Active. The view is filtered on Semester Desc, Semester1, Course ID and Census Date1. The Semester Desc filter keeps Fall 2017 and Spring 2017. The Semester1 filter keeps Fall. The Course ID filter keeps 1,242 of 1,242 members. The Census Date1 filter keeps 1,168 of 1,168 members.

Detail List for Selected Cohort

Divsion: All
 Campus: All
 Delivery Method: None
 Discipline: All
 XList: None
 Course(s): All

Delivery Method (group)	Campus	Semester Desc	Census Date1	Day/Extday Desc1	Primary Instructor Crn1	M Census Enroll	Avg % Fill Rate	FTEF	Total FTES	Median Efficiency	FTES/FT..	Max Enrollm	Median Contact ..
..421, ENGL 001, Face to Face	Main Campus - Fairfield	Fall 2017	05-SEP-2017	Evening Class	Knight J	17	56.7	0.27	2.40	271.0	9.0	30	70.0
..422, ENGL 001, Face to Face	Main Campus - Fairfield	Fall 2017	05-SEP-2017	Day Class	Schneider T	28	93.3	0.27	3.73	421.0	14.0	30	70.0
..423, PSYC 002, Face to Face	Main Campus - Fairfield	Fall 2017	05-SEP-2017	Day Class	Gotch-Posta M	31	62.0	0.20	3.10	465.0	15.5	50	52.5
..424, PSYC 002, Face to Face	Main Campus - Fairfield	Fall 2017	05-SEP-2017	Day Class	Gotch-Posta M	30	60.0	0.20	3.00	450.0	15.0	50	52.5
..425, PSYC 004, Face to Face	Main Campus - Fairfield	Fall 2017	05-SEP-2017	Day Class	Jaimez T	25	100.0	0.20	2.50	375.0	12.5	25	52.5
..426, ENGL 002, Face to Face	Main Campus - Fairfield	Fall 2017	05-SEP-2017	Day Class	Reeve M	30	100.0	0.27	4.00	451.0	15.0	30	70.0
..427, ENGL 001, Face to Face	Main Campus - Fairfield	Fall 2017	05-SEP-2017	Day Class	Schneider T	30	100.0	0.27	4.00	451.0	15.0	30	70.0
..428, PSYC 004, Face to Face	Main Campus - Fairfield	Fall 2017	05-SEP-2017	Evening Class	Van Veen V	24	96.0	0.20	2.50	375.0	12.5	25	52.5
..429, PSYC 005, Face to Face	Main Campus - Fairfield	Fall 2017	05-SEP-2017	Day Class	Gotch-Posta M	31	88.6	0.20	3.10	465.0	15.5	35	52.5
..430, OCED 090, Face to Face	Main Campus - Fairfield	Fall 2017	27-SEP-2017	Day Class	Berrett D								
..431, PSYC 006, Face to Face	Main Campus - Fairfield	Fall 2017	05-SEP-2017	Day Class	Jaimez T	25	62.5	0.20	2.50	375.0	12.5	40	52.5
..432, OCED 090, Face to Face	Main Campus - Fairfield	Fall 2017	27-SEP-2017	Day Class	Berrett D								
..433, OCED 090, Face to Face	Main Campus - Fairfield	Fall 2017	27-SEP-2017	Day Class	Berrett D								
..434, OCED 090, Face to Face	Main Campus - Fairfield	Fall 2017	20-OCT-2017	Day Class	Berrett D								
..435, OCED 090, Face to Face	Main Campus - Fairfield	Fall 2017	20-OCT-2017	Day Class	Berrett D								
..436, OCED 090, Face to Face	Main Campus - Fairfield	Fall 2017	20-OCT-2017	Day Class	Berrett D	22	12.6	1.00	9.50	285.0	9.5	175	525.0
..437, OCED 090, Face to Face	Main Campus - Fairfield	Fall 2017	27-SEP-2017	Evening Class	Berrett D								
..438, OCED 090, Face to Face	Main Campus - Fairfield	Fall 2017	27-SEP-2017	Evening Class	Berrett D								
..439, ENGL 001, Face to Face	Main Campus - Fairfield	Fall 2017	05-SEP-2017	Day Class	Ryan K	30	100.0	0.27	4.00	451.0	15.0	30	70.0
..440, OCED 090, Face to Face	Main Campus - Fairfield	Fall 2017	27-SEP-2017	Evening Class	Berrett D								
..441, OCED 090, Face to Face	Main Campus - Fairfield	Fall 2017	27-SEP-2017	Evening Class	Berrett D								
..442, OCED 090, Face to Face	Main Campus - Fairfield	Fall 2017	20-OCT-2017	Evening Class	Berrett D								
..443, OCED 090, Face to Face	Main Campus - Fairfield	Fall 2017	20-OCT-2017	Evening Class	Berrett D								
..444, OCED 090, Face to Face	Main Campus - Fairfield	Fall 2017	20-OCT-2017	Evening Class	Berrett D	3	1.7	0.00	5.71	0.0		175	0.0
..445, OCED 091, Face to Face	Main Campus - Fairfield	Fall 2017	05-SEP-2017	Unknown	Berrett D								
..446, OCED 091, Face to Face	Main Campus - Fairfield	Fall 2017	05-SEP-2017	Unknown	Berrett D								
..447, OCED 091, Face to Face	Main Campus - Fairfield	Fall 2017	05-SEP-2017	Unknown	Berrett D								
..448, OCED 091, Face to Face	Main Campus - Fairfield	Fall 2017	05-SEP-2017	Unknown	Berrett D								
..449, OCED 091, Face to Face	Main Campus - Fairfield	Fall 2017	27-SEP-2017	Day Class	Berrett D								

M Census Enroll, Avg % Fill Rate, FTEF, Total FTES, Median Efficiency, FTES/FTEF, Max Enrollm and Median Contact Hours broken down by Rank, Crn Status, Crn1, Course ID, Delivery Method (group), Campus, Semester Desc, Census Date1, Day/Extday Desc1 and Primary Instructor Crn1. Details are shown for Semester1. The data is filtered on Division, Subject Area, Honors Include and Crn Stat Desc1. The Division filter keeps 15 of 15 members. The Subject Area filter keeps 83 of 83 members. The Honors Include filter keeps Discard Honors and View Honors. The Crn Stat Desc1 filter keeps Active. The view is filtered on Semester Desc, Semester1, Course ID and Census Date1. The Semester Desc filter keeps Fall 2017 and Spring 2017. The Semester1 filter keeps Fall. The Course ID filter keeps 1,242 of 1,242 members. The Census Date1 filter keeps 1,168 of 1,168 members.

Detail List for Selected Cohort

Division: All
 Campus: All
 Delivery Method: None
 Discipline: All
 XList: None
 Course(s): All

Delivery Method (group)	Campus	Semester Desc	Census Date1	Day/Extday Desc1	Primary Instructor Crn1	M Census Enroll	Avg % Fill Rate	FTEF	Total FTES	Median Efficiency	FTES/FT..	Max Enrollm	Median Contact ..
..450, OCED 091, Face to Face	Main Campus - Fairfield	Fall 2017	27-SEP-2017	Day Class	Berrett D								
321, A, 80451, GEOG 001, DE	Main Campus - Fairfield	Fall 2017	05-SEP-2017	Unknown	Widemann D	25	62.5	0.20	2.50	375.0	12.5	40	52.5
322, A, 80452, GEOG 001, DE	Main Campus - Fairfield	Fall 2017	05-SEP-2017	Unknown	Widemann D	4	10.0	0.20	0.40	60.0	2.0	40	52.5
323, A, 80453, GEOG 001, DE	Main Campus - Fairfield	Fall 2017	20-OCT-2017	Unknown	Widemann D	8	20.0	0.20	0.80	120.0	4.0	40	52.5
..54, GEOG 001, Face to Face	Main Campus - Fairfield	Fall 2017	05-SEP-2017	Day Class	Widemann D	19	47.5	0.20	1.90	285.0	9.5	40	52.5
..5, GEOG 001L, Face to Face	Main Campus - Fairfield	Fall 2017	05-SEP-2017	Day Class	Widemann D	27	90.0	0.17	2.70	488.0	16.3	30	52.5
..456, PSYC 012, Face to Face	Main Campus - Fairfield	Fall 2017	05-SEP-2017	Day Class	Cabrera S	2	5.7	0.20	0.20	30.0	1.0	35	52.5
..458, ENGL 001, Face to Face	Vallejo Center	Fall 2017	05-SEP-2017	Day Class	Croom T	8	26.7	0.27	1.07	120.0	4.0	30	70.0
..459, ENGL 001, Face to Face	Vallejo Center	Fall 2017	05-SEP-2017	Evening Class	Redeaux Z	18	60.0	0.27	2.40	271.0	9.0	30	70.0
..460, ENGL 001, Face to Face	Vallejo Center	Fall 2017	05-SEP-2017	Day Class	Connolly N	4	13.3	0.27	0.53	60.0	2.0	30	70.0
..461, ENGL 002, Face to Face	Vallejo Center	Fall 2017	05-SEP-2017	Day Class	McBride C	23	76.7	0.27	3.07	346.0	11.5	30	70.0
..62, GEOG 004, Face to Face	Main Campus - Fairfield	Fall 2017	05-SEP-2017	Evening Class	Knettle J	16	40.0	0.20	1.60	240.0	8.0	40	52.5
..463, PSYC 020, Face to Face	Main Campus - Fairfield	Fall 2017	05-SEP-2017	Day Class	Cabrera S	17	48.6	0.20	1.70	255.0	8.5	35	52.5
..464, ENGL 001, Face to Face	Vacaville Center	Fall 2017	05-SEP-2017	Day Class	Blair E	30	100.0	0.27	4.00	451.0	15.0	30	70.0
..465, PSYC 030, Face to Face	Main Campus - Fairfield	Fall 2017	05-SEP-2017	Day Class	Jaimez T	23	65.7	0.20	2.30	345.0	11.5	35	52.5
335, A, 80466, GEOL 001, DE	Main Campus - Fairfield	Fall 2017	05-SEP-2017	Unknown	Feighner M	28	93.3	0.20	2.80	420.0	14.0	30	52.5
..467, ENGL 001, Face to Face	Vacaville Center	Fall 2017	05-SEP-2017	Evening Class	Eckford E	19	63.3	0.27	2.53	286.0	9.5	30	70.0
..468, PSYC 034, Face to Face	Main Campus - Fairfield	Fall 2017	05-SEP-2017	Day Class	Bolz C	6	17.1	0.20	0.60	90.0	3.0	35	52.5
..469, ENGL 001, Face to Face	Vacaville Center	Fall 2017	05-SEP-2017	Day Class	Beuttel M	30	100.0	0.27	4.00	451.0	15.0	30	70.0
..470, ENGL 001, Face to Face	Vacaville Center	Fall 2017	05-SEP-2017	Saturday	Coury C	16	53.3	0.27	2.13	241.0	8.0	30	70.0
..471, PSYC 034, Face to Face	Main Campus - Fairfield	Fall 2017	05-SEP-2017	Day Class	Bolz C	7	20.0	0.20	0.70	105.0	3.5	35	52.5
..472, ENGL 001, Face to Face	Vallejo Center	Fall 2017	05-SEP-2017	Day Class	Federle S	5	16.7	0.27	0.67	75.0	2.5	30	70.0
..473, ENGL 002, Face to Face	Vacaville Center	Fall 2017	05-SEP-2017	Day Class	Blair E	30	100.0	0.27	4.00	451.0	15.0	30	70.0
343, A, 80474, GEOL 001, DE	Main Campus - Fairfield	Fall 2017	05-SEP-2017	Unknown	Feighner M	3	10.0	0.20	0.30	45.0	1.5	30	52.5
344, A, 80475, GEOL 001, DE	Main Campus - Fairfield	Fall 2017	20-OCT-2017	Unknown	Feighner M	10	33.3	0.20	1.00	150.0	5.0	30	52.5
..476, GEOL 001, Face to Face	Main Campus - Fairfield	Fall 2017	05-SEP-2017	Day Class	Feighner M	4	13.3	0.20	0.40	60.0	2.0	30	52.5
..477, GEOL 001, Face to Face	Main Campus - Fairfield	Fall 2017	05-SEP-2017	Day Class	Feighner M	6	20.0	0.20	0.60	90.0	3.0	30	52.5
..478, GEOL 001, Face to Face	Main Campus - Fairfield	Fall 2017	05-SEP-2017	Day Class	Widemann D	30	100.0	0.20	3.00	450.0	15.0	30	52.5
..479, GEOL 001, Face to Face	Vacaville Center	Fall 2017	05-SEP-2017	Evening Class	Roughley C	8	26.7	0.20	0.80	120.0	4.0	30	52.5

M Census Enroll, Avg % Fill Rate, FTEF, Total FTES, Median Efficiency, FTES/FTEF, Max Enrollm and Median Contact Hours broken down by Rank, Crn Status, Crn1, Course ID, Delivery Method (group), Campus, Semester Desc, Census Date1, Day/Extday Desc1 and Primary Instructor Crn1. Details are shown for Semester1. The data is filtered on Division, Subject Area, Honors Include and Crn Stat Desc1. The Division filter keeps 15 of 15 members. The Subject Area filter keeps 83 of 83 members. The Honors Include filter keeps Discard Honors and View Honors. The Crn Stat Desc1 filter keeps Active. The view is filtered on Semester Desc, Semester1, Course ID and Census Date1. The Semester Desc filter keeps Fall 2017 and Spring 2017. The Semester1 filter keeps Fall. The Course ID filter keeps 1,242 of 1,242 members. The Census Date1 filter keeps 1,168 of 1,168 members.

Detail List for Selected Cohort

Division: All
 Campus: All
 Delivery Method: None
 Discipline: All
 XList: None
 Course(s): All

Delivery Method (group)	Campus	Semester Desc	Census Date1	Day/Extday Desc1	Primary Instructor Crn1	M Census Enroll	Avg % Fill Rate	FTEF	Total FTES	Median Efficiency	FTES/FT..	Max Enrollm	Median Contact ..
..480, GEOL 002, Face to Face	Main Campus - Fairfield	Fall 2017	05-SEP-2017	Day Class	Widemann D	17	56.7	0.17	1.70	307.0	10.2	30	52.5
..481, GEOL 002, Face to Face	Main Campus - Fairfield	Fall 2017	05-SEP-2017	Evening Class	Babaei A	13	43.3	0.17	1.30	235.0	7.8	30	52.5
..482, PHSC 012, Face to Face	Main Campus - Fairfield	Fall 2017	05-SEP-2017	Day Class	Feighner M	16	50.0	0.37	3.20	262.0	8.7	32	105.0
..483, ENGL 001, Face to Face	Vacaville Center	Fall 2017	05-SEP-2017	Day Class	Schouten J	15	50.0	0.27	2.00	226.0	7.5	30	70.0
..484, ENGL 002, Face to Face	Vacaville Center	Fall 2017	05-SEP-2017	Day Class	Schouten J	18	60.0	0.27	2.40	271.0	9.0	30	70.0
..85, ENGL 310D, Face to Face	Vacaville Center	Fall 2017	05-SEP-2017	Day Class	Schouten J	15	50.0	0.13	1.50	338.0	11.3	30	52.5
..486, OCED 091, Face to Face	Main Campus - Fairfield	Fall 2017	27-SEP-2017	Day Class	Berrett D								
..487, OCED 091, Face to Face	Main Campus - Fairfield	Fall 2017	20-OCT-2017	Day Class	Berrett D								
..488, OCED 091, Face to Face	Main Campus - Fairfield	Fall 2017	20-OCT-2017	Day Class	Berrett D	22	12.6	0.00	9.52	0.0		175	0.0
..489, ENGL 360, Face to Face	Vacaville Center	Fall 2017	05-SEP-2017	Day Class	Schouten J	17	68.0	0.33	2.83	255.0	8.5	25	87.5
..491, ENGL 004, Face to Face	Vacaville Center	Fall 2017	05-SEP-2017	Evening Class	Redeaux Z	11	44.0	0.27	1.47	165.0	5.5	25	70.0
..492, ENGL 001, Face to Face	Main Campus - Fairfield	Fall 2017	05-SEP-2017	Day Class	McBride C	30	100.0	0.27	4.00	451.0	15.0	30	70.0
..93, ENGL 310D, Face to Face	Main Campus - Fairfield	Fall 2017	05-SEP-2017	Day Class	Schneider T	28	93.3	0.13	2.80	632.0	21.1	30	52.5
..494, ENGL 360, Face to Face	Main Campus - Fairfield	Fall 2017	05-SEP-2017	Day Class	Schneider T	25	100.0	0.33	4.17	375.0	12.5	25	87.5
..495, ENGL 001, Face to Face	Main Campus - Fairfield	Fall 2017	05-SEP-2017	Day Class	Hunton-Chan W	19	63.3	0.27	2.53	286.0	9.5	30	70.0
..496, ENGL 001, Face to Face	Main Campus - Fairfield	Fall 2017	05-SEP-2017	Day Class	Cobene H	4	13.3	0.27	0.53	60.0	2.0	30	70.0
..497, ENGL 001, Face to Face	Main Campus - Fairfield	Fall 2017	05-SEP-2017	Day Class	Shubrook S	28	93.3	0.27	3.73	421.0	14.0	30	70.0
..498, OCED 091, Face to Face	Main Campus - Fairfield	Fall 2017	27-SEP-2017	Evening Class	Berrett D								
..499, OCED 091, Face to Face	Main Campus - Fairfield	Fall 2017	27-SEP-2017	Evening Class	Berrett D								
..500, OCED 091, Face to Face	Main Campus - Fairfield	Fall 2017	27-SEP-2017	Evening Class	Berrett D								
..501, OCED 091, Face to Face	Main Campus - Fairfield	Fall 2017	20-OCT-2017	Evening Class	Berrett D								
..502, OCED 091, Face to Face	Main Campus - Fairfield	Fall 2017	20-OCT-2017	Evening Class	Berrett D	3	1.7	0.00	5.05	0.0		175	0.0
..503, ENGL 001, Face to Face	Main Campus - Fairfield	Fall 2017	05-SEP-2017	Day Class	Young C	10	33.3	0.27	1.33	150.0	5.0	30	70.0
..504, ENGL 001, Face to Face	Main Campus - Fairfield	Fall 2017	21-AUG-2017	Day Class	Keyser G	7	23.3	0.27	0.96	108.0	3.6	30	72.0
..505, ENGL 001, Face to Face	Travis Air Force Base	Fall 2017	22-AUG-2017	Day Class	Brookshire G	9	30.0	0.27	1.23	139.0	4.6	30	72.0
..506, ENGL 002, Face to Face	Main Campus - Fairfield	Fall 2017	18-OCT-2017	Day Class	Keyser G	4	13.3	0.27	0.55	62.0	2.1	30	72.0
..507, ENGL 001, Face to Face	Main Campus - Fairfield	Fall 2017	05-SEP-2017	Evening Class	Watson-Perez H	0	0.0	0.27	0.00	0.0	0.0	30	70.0
..508, CDFS 062, Face to Face	Main Campus - Fairfield	Fall 2017	05-SEP-2017	Day Class	Obegi A	21	52.5	0.20	2.10	315.0	10.5	40	52.5
..509, WATR 100, Face to Face	Main Campus - Fairfield	Fall 2017	05-SEP-2017	Evening Class	Zolfarelli P	30	100.0	0.27	4.00	451.0	15.0	30	70.0

M Census Enroll, Avg % Fill Rate, FTEF, Total FTES, Median Efficiency, FTES/FTEF, Max Enrollm and Median Contact Hours broken down by Rank, Crn Status, Crn1, Course ID, Delivery Method (group), Campus, Semester Desc, Census Date1, Day/Extday Desc1 and Primary Instructor Crn1. Details are shown for Semester1. The data is filtered on Division, Subject Area, Honors Include and Crn Stat Desc1. The Division filter keeps 15 of 15 members. The Subject Area filter keeps 83 of 83 members. The Honors Include filter keeps Discard Honors and View Honors. The Crn Stat Desc1 filter keeps Active. The view is filtered on Semester Desc, Semester1, Course ID and Census Date1. The Semester Desc filter keeps Fall 2017 and Spring 2017. The Semester1 filter keeps Fall. The Course ID filter keeps 1,242 of 1,242 members. The Census Date1 filter keeps 1,168 of 1,168 members.

Detail List for Selected Cohort

Divsion: All
 Campus: All
 Delivery Method: None
 Discipline: All
 XList: None
 Course(s): All

Delivery Method (group)	Campus	Semester Desc	Census Date1	Day/Extday Desc1	Primary Instructor Crn1	M Census Enroll	Avg % Fill Rate	FTEF	Total FTES	Median Efficiency	FTES/FT..	Max Enrollm	Median Contact ..
..510, CDFS 038, Face to Face	Main Campus - Fairfield	Fall 2017	05-SEP-2017	Day Class	Obegi A	31	88.6	0.20	3.10	465.0	15.5	35	52.5
..511, ENGL 001, Face to Face	Main Campus - Fairfield	Fall 2017	05-SEP-2017	Evening Class	Lowe K	5	16.7	0.27	0.67	75.0	2.5	30	70.0
..512, WATR 104, Face to Face	Main Campus - Fairfield	Fall 2017	05-SEP-2017	Evening Class	Keener R	22	73.3	0.20	2.20	330.0	11.0	30	52.5
..514, WATR 107, Face to Face	Main Campus - Fairfield	Fall 2017	05-SEP-2017	Evening Class	Dominguez S	27	90.0	0.27	3.60	406.0	13.5	30	70.0
..515, ACCT 001, Face to Face	Main Campus - Fairfield	Fall 2017	05-SEP-2017	Day Class	Beam E	36	90.0	0.27	4.80	541.0	18.0	40	70.0
..516, ACCT 002, Face to Face	Main Campus - Fairfield	Fall 2017	05-SEP-2017	Day Class	Beam E	40	100.0	0.27	5.33	602.0	20.0	40	70.0
..517, WATR 121, Face to Face	Main Campus - Fairfield	Fall 2017	21-AUG-2017	Day Class	Dominguez S	24	80.0	0.13	0.73	165.0	5.5	30	16.0
..518, ACCT 001, Face to Face	Main Campus - Fairfield	Fall 2017	05-SEP-2017	Evening Class	Duarte A	25	62.5	0.27	3.33	376.0	12.5	40	70.0
..519, ACCT 002, Face to Face	Main Campus - Fairfield	Fall 2017	05-SEP-2017	Evening Class	Beam E	39	97.5	0.27	5.20	586.0	19.5	40	70.0
..520, WATR 120, Face to Face	Main Campus - Fairfield	Fall 2017	23-OCT-2017	Day Class	Dominguez S	16	53.3	0.13	0.49	110.0	3.7	30	16.0
..521, WATR 126, Face to Face	Main Campus - Fairfield	Fall 2017	05-SEP-2017	Evening Class	Fuller L	20	66.7	0.20	2.00	300.0	10.0	30	52.5
389, A, 80522, ACCT 001, DE	Vallejo Center	Fall 2017	05-SEP-2017	Unknown	Beam E	40	100.0	0.27	5.33	602.0	20.0	40	70.0
..523, ACCT 050, Face to Face	Main Campus - Fairfield	Fall 2017	05-SEP-2017	Evening Class	Duarte A	17	56.7	0.20	1.70	255.0	8.5	30	52.5
..524, ENGL 001, Face to Face	Main Campus - Fairfield	Fall 2017	05-SEP-2017	Day Class	Cortes J	30	100.0	0.27	4.00	451.0	15.0	30	70.0
..525, ACCT 183, Face to Face	Main Campus - Fairfield	Fall 2017	05-SEP-2017	Evening Class	Duarte A	26	65.0	0.20	2.60	390.0	13.0	40	52.5
..527, ENGL 001, Face to Face	Main Campus - Fairfield	Fall 2017	05-SEP-2017	Day Class	Cortes J	30	100.0	0.27	4.00	451.0	15.0	30	70.0
..528, CDFS 075, Face to Face	Main Campus - Fairfield	Fall 2017	05-SEP-2017	Evening Class	Obegi A	11	31.4	0.20	1.10	165.0	5.5	35	52.5
..529, CDFS 053, Face to Face	Main Campus - Fairfield	Fall 2017	05-SEP-2017	Day Class	Ayala A	26	74.3	0.20	2.60	390.0	13.0	35	52.5
..530, ENGR 001, Face to Face	Main Campus - Fairfield	Fall 2017	05-SEP-2017	Day Class	Berta S	5	15.6	0.07	0.17	76.0	2.5	32	17.5
..531, ENGL 002, Face to Face	Main Campus - Fairfield	Fall 2017	05-SEP-2017	Day Class	Cortes J	27	90.0	0.27	3.60	406.0	13.5	30	70.0
398, A, 80532, CDFS 038, DE	Main Campus - Fairfield	Fall 2017	23-AUG-2017	Unknown	Ayala A	35	100.0	0.20	3.50	525.0	17.5	35	52.5
..533, ENGR 030, Face to Face	Main Campus - Fairfield	Fall 2017	05-SEP-2017	Day Class	Lutz M	18	56.3	0.27	2.40	271.0	9.0	32	70.0
..534, ENGR 045, Face to Face	Main Campus - Fairfield	Fall 2017	05-SEP-2017	Day Class	Lutz M	18	60.0	0.37	3.60	295.0	9.8	30	105.0
401, A, 80535, CDFS 038, DE	Main Campus - Fairfield	Fall 2017	20-OCT-2017	Unknown	Ayala A	35	100.0	0.20	3.50	525.0	17.5	35	52.5
..536, ECON 001, Face to Face	Vacaville Center	Fall 2017	05-SEP-2017	Day Class	Maghoney L	7	17.5	0.20	0.70	105.0	3.5	40	52.5
..537, ECON 001, Face to Face	Main Campus - Fairfield	Fall 2017	05-SEP-2017	Day Class	Maghoney L	15	37.5	0.20	1.50	225.0	7.5	40	52.5
..538, ECON 001, Face to Face	Main Campus - Fairfield	Fall 2017	05-SEP-2017	Day Class	Maghoney L	14	35.0	0.20	1.40	210.0	7.0	40	52.5
..539, ECON 001, Face to Face	Main Campus - Fairfield	Fall 2017	05-SEP-2017	Day Class	Maghoney L	10	25.0	0.20	1.00	150.0	5.0	40	52.5
406, A, 80540, ECON 001, DE	Vallejo Center	Fall 2017	05-SEP-2017	Unknown	Maghoney L	40	100.0	0.20	4.00	600.0	20.0	40	52.5

M Census Enroll, Avg % Fill Rate, FTEF, Total FTES, Median Efficiency, FTES/FTEF, Max Enrollm and Median Contact Hours broken down by Rank, Crn Status, Crn1, Course ID, Delivery Method (group), Campus, Semester Desc, Census Date1, Day/Extday Desc1 and Primary Instructor Crn1. Details are shown for Semester1. The data is filtered on Division, Subject Area, Honors Include and Crn Stat Desc1. The Division filter keeps 15 of 15 members. The Subject Area filter keeps 83 of 83 members. The Honors Include filter keeps Discard Honors and View Honors. The Crn Stat Desc1 filter keeps Active. The view is filtered on Semester Desc, Semester1, Course ID and Census Date1. The Semester Desc filter keeps Fall 2017 and Spring 2017. The Semester1 filter keeps Fall. The Course ID filter keeps 1,242 of 1,242 members. The Census Date1 filter keeps 1,168 of 1,168 members.

Detail List for Selected Cohort

Divsion: All
 Campus: All
 Delivery Method: None
 Discipline: All
 XList: None
 Course(s): All

Delivery Method (group)	Campus	Semester Desc	Census Date1	Day/Extday Desc1	Primary Instructor Crn1	M Census Enroll	Avg % Fill Rate	FTEF	Total FTES	Median Efficiency	FTES/FT..	Max Enrollm	Median Contact ..
407, A, 80541, ECON 001, DE	Vallejo Center	Fall 2017	05-SEP-2017	Unknown	Maghoney L	40	100.0	0.20	4.00	600.0	20.0	40	52.5
..542, ECON 002, Face to Face	Main Campus - Fairfield	Fall 2017	05-SEP-2017	Day Class	Maghoney L	33	82.5	0.20	3.30	495.0	16.5	40	52.5
409, A, 80543, ECON 002, DE	Vallejo Center	Fall 2017	05-SEP-2017	Unknown	Maghoney L	40	100.0	0.20	4.00	600.0	20.0	40	52.5
..544, ENGL 001, Face to Face	Main Campus - Fairfield	Fall 2017	05-SEP-2017	Day Class	McKinnon S	29	96.7	0.27	3.87	436.0	14.5	30	70.0
..545, ENGL 001, Face to Face	Main Campus - Fairfield	Fall 2017	05-SEP-2017	Day Class	Scott J	6	20.0	0.27	0.80	90.0	3.0	30	70.0
..46, ENGL 310D, Face to Face	Main Campus - Fairfield	Fall 2017	05-SEP-2017	Day Class	Cortes J	30	100.0	0.13	3.00	677.0	22.6	30	52.5
..547, ENGL 360, Face to Face	Main Campus - Fairfield	Fall 2017	05-SEP-2017	Evening Class	Cortes J	25	100.0	0.33	4.17	375.0	12.5	25	87.5
..548, ENGL 001, Face to Face	Main Campus - Fairfield	Fall 2017	05-SEP-2017	Day Class	Kaplan L	6	20.0	0.27	0.80	90.0	3.0	30	70.0
..549, ENGL 001, Face to Face	Main Campus - Fairfield	Fall 2017	05-SEP-2017	Day Class	Crawford H	23	76.7	0.27	3.07	346.0	11.5	30	70.0
..551, CDFS 050, Face to Face	Main Campus - Fairfield	Fall 2017	05-SEP-2017	Day Class	Smith T	21	60.0	0.20	2.10	315.0	10.5	35	52.5
..52, NURS 058A, Face to Face	Main Campus - Fairfield	Fall 2017	05-SEP-2017	Day Class	Niffenegger A	12	100.0	0.13	1.20	271.0	9.0	12	52.5
..53, NURS 058A, Face to Face	Main Campus - Fairfield	Fall 2017	05-SEP-2017	Day Class	Niffenegger A	9	75.0	0.13	0.90	203.0	6.8	12	52.5
..54, NURS 058A, Face to Face	Main Campus - Fairfield	Fall 2017	05-SEP-2017	Day Class	Niffenegger A	0	0.0	0.13	0.00	0.0	0.0	12	52.5
..55, NURS 058A, Face to Face	Main Campus - Fairfield	Fall 2017	05-SEP-2017	Day Class	Niffenegger A	18	37.5	0.13	1.80	406.0	13.5	48	52.5
..6, NURS 058C, Face to Face	Main Campus - Fairfield	Fall 2017	05-SEP-2017	Day Class	Niffenegger A	12	100.0	0.07	0.60	273.0	9.1	12	26.3
..557, CDFS 065, Face to Face	Main Campus - Fairfield	Fall 2017	08-NOV-2017	Day Class	Ayala A	13	86.7	0.57	0.00	0.0	0.0	15	175.0
..558, ENGL 001, Face to Face	Main Campus - Fairfield	Fall 2017	05-SEP-2017	Day Class	Engelbrecht A	5	16.7	0.27	0.67	75.0	2.5	30	70.0
424, A, 80561, ENGL 002, DE	Main Campus - Fairfield	Fall 2017	05-SEP-2017	Unknown	Anderson I	30	100.0	0.27	4.00	451.0	15.0	30	70.0
..2, NURS 058C, Face to Face	Main Campus - Fairfield	Fall 2017	05-SEP-2017	Day Class	Niffenegger A	10	83.3	0.07	0.50	227.0	7.6	12	26.3
426, A, 80563, ENGL 002, DE	Main Campus - Fairfield	Fall 2017	05-SEP-2017	Unknown	Cobene H	29	96.7	0.27	3.87	436.0	14.5	30	70.0
..4, NURS 058C, Face to Face	Main Campus - Fairfield	Fall 2017	05-SEP-2017	Day Class	Niffenegger A	0	0.0	0.07	0.00	0.0	0.0	12	26.3
..565, PHYS 002, Face to Face	Vacaville Center	Fall 2017	05-SEP-2017	Day Class	Hannan Z	32	100.0	0.43	7.47	517.0	17.3	32	122.5
..566, PHYS 002, Face to Face	Main Campus - Fairfield	Fall 2017	05-SEP-2017	Evening Class	Johnson T	32	100.0	0.43	7.47	517.0	17.3	32	122.5
..567, PHYS 004, Face to Face	Main Campus - Fairfield	Fall 2017	05-SEP-2017	Day Class	Rabbette M	32	100.0	0.43	7.47	517.0	17.3	32	122.5
..568, PHYS 006, Face to Face	Main Campus - Fairfield	Fall 2017	05-SEP-2017	Day Class	TBD -	24	100.0	0.70	5.60	240.0	8.0	24	122.5
..9, NURS 058C, Face to Face	Main Campus - Fairfield	Fall 2017	05-SEP-2017	Day Class	Niffenegger A	2	16.7	0.07	0.10	45.0	1.5	12	26.3
433, A, 80570, ENGL 002, DE	Main Campus - Fairfield	Fall 2017	05-SEP-2017	Unknown	Wyly M	30	100.0	0.27	4.00	451.0	15.0	30	70.0
..571, PHYS 007, Face to Face	Main Campus - Fairfield	Fall 2017	05-SEP-2017	Day Class	Lutz M	24	100.0	0.43	5.60	388.0	13.0	24	122.5
435, A, 80572, NUTR 010, DE	Main Campus - Fairfield	Fall 2017	05-SEP-2017	Unknown	Sytsma R	15	30.0	0.20	1.50	225.0	7.5	50	52.5

M Census Enroll, Avg % Fill Rate, FTEF, Total FTES, Median Efficiency, FTES/FTEF, Max Enrollm and Median Contact Hours broken down by Rank, Crn Status, Crn1, Course ID, Delivery Method (group), Campus, Semester Desc, Census Date1, Day/Extday Desc1 and Primary Instructor Crn1. Details are shown for Semester1. The data is filtered on Division, Subject Area, Honors Include and Crn Stat Desc1. The Division filter keeps 15 of 15 members. The Subject Area filter keeps 83 of 83 members. The Honors Include filter keeps Discard Honors and View Honors. The Crn Stat Desc1 filter keeps Active. The view is filtered on Semester Desc, Semester1, Course ID and Census Date1. The Semester Desc filter keeps Fall 2017 and Spring 2017. The Semester1 filter keeps Fall. The Course ID filter keeps 1,242 of 1,242 members. The Census Date1 filter keeps 1,168 of 1,168 members.

Detail List for Selected Cohort

Division: All
 Campus: All
 Delivery Method: None
 Discipline: All
 XList: None
 Course(s): All

Delivery Method (group)	Campus	Semester Desc	Census Date1	Day/Extday Desc1	Primary Instructor Crn1	M Census Enroll	Avg % Fill Rate	FTEF	Total FTES	Median Efficiency	FTES/FT..	Max Enrollm	Median Contact ..
..573, FREN 011, Face to Face	Main Campus - Fairfield	Fall 2017	05-SEP-2017	Day Class	Marlow-Munoz L								
..574, FREN 012, Face to Face	Main Campus - Fairfield	Fall 2017	05-SEP-2017	Day Class	Marlow-Munoz L	11	36.7	0.20	1.10	165.0	5.5	30	52.5
438, A, 80575, ENGL 002, DE	Main Campus - Fairfield	Fall 2017	05-SEP-2017	Unknown	Wyly M	21	70.0	0.27	2.80	316.0	10.5	30	70.0
439, A, 80577, ENGL 004, DE	Main Campus - Fairfield	Fall 2017	05-SEP-2017	Unknown	McBride C	19	76.0	0.27	2.53	286.0	9.5	25	70.0
440, A, 80578, ENGL 004, DE	Main Campus - Fairfield	Fall 2017	05-SEP-2017	Unknown	McBride C	6	24.0	0.27	0.80	90.0	3.0	25	70.0
..579, ATEC 135, Face to Face	Vallejo Center	Fall 2017	05-SEP-2017	Day Class	McGee A	7	29.2	0.47	1.87	120.0	4.0	24	140.0
..580, ATEC 138, Face to Face	Vallejo Center	Fall 2017	05-SEP-2017	Day Class	Marshall R	16	66.7	0.47	4.27	275.0	9.2	24	140.0
..581, ATEC 139, Face to Face	Vallejo Center	Fall 2017	05-SEP-2017	Day Class	Marshall R	10	41.7	0.47	2.67	172.0	5.7	24	140.0
..582, ATEC 140, Face to Face	Vallejo Center	Fall 2017	05-SEP-2017	Day Class	Marshall R	9	37.5	0.23	1.20	155.0	5.2	24	70.0
..583, ATEC 130, Face to Face	Vallejo Center	Fall 2017	05-SEP-2017	Day Class	Hidy P	18	75.0	0.47	4.80	309.0	10.3	24	140.0
..584, ATEC 131, Face to Face	Vallejo Center	Fall 2017	05-SEP-2017	Evening Class	Marshall R	12	50.0	0.47	3.20	206.0	6.9	24	140.0
..585, ATEC 132, Face to Face	Vallejo Center	Fall 2017	05-SEP-2017	Evening Class	Hidy P	19	79.2	0.47	5.07	326.0	10.9	24	140.0
..586, ATEC 070, Face to Face	Vallejo Center	Fall 2017	05-SEP-2017	Day Class	Hidy P	13	54.2	0.30	2.17	217.0	7.2	24	87.5
..587, ATEC 070, Face to Face	Vallejo Center	Fall 2017	05-SEP-2017	Day Class	McGee A	0	0.0	0.30	0.00	0.0	0.0	24	87.5
..588, CDFS 063, Face to Face	Main Campus - Fairfield	Fall 2017	05-SEP-2017	Evening Class	Ayala A	27	77.1	0.20	2.70	405.0	13.5	35	52.5
..589, CDFS 038, Face to Face	Main Campus - Fairfield	Fall 2017	05-SEP-2017	Day Class	Smith S	35	100.0	0.20	3.50	525.0	17.5	35	52.5
..590, CDFS 070, Face to Face	Main Campus - Fairfield	Fall 2017	05-SEP-2017	Day Class	Smith S	35	100.0	0.20	3.50	525.0	17.5	35	52.5
..591, NURS 103, Face to Face	Vallejo Center	Fall 2017	17-SEP-2017	Day Class	Kargbo M								
..592, CDFS 073, Face to Face	Main Campus - Fairfield	Fall 2017	05-SEP-2017	Day Class	Smith T	7	20.0	0.20	0.70	105.0	3.5	35	52.5
..593, CDFS 070, Face to Face	Main Campus - Fairfield	Fall 2017	05-SEP-2017	Day Class	Powers M	35	100.0	0.20	3.50	525.0	17.5	35	52.5
..594, CDFS 038, Face to Face	Vacaville Center	Fall 2017	05-SEP-2017	Day Class	Osburn R	17	48.6	0.20	1.70	255.0	8.5	35	52.5
..595, CDFS 070, Face to Face	Vacaville Center	Fall 2017	05-SEP-2017	Day Class	Osburn R	27	77.1	0.20	2.70	405.0	13.5	35	52.5
..596, CDFS 070, Face to Face	Main Campus - Fairfield	Fall 2017	05-SEP-2017	Evening Class	Bussewitz B	25	71.4	0.20	2.50	375.0	12.5	35	52.5
459, A, 80597, PLSC 001, DE	Main Campus - Fairfield	Fall 2017	05-SEP-2017	Unknown	Bundenthal T	50	100.0	0.20	5.00	750.0	25.0	50	52.5
460, A, 80598, PLSC 001, DE	Main Campus - Fairfield	Fall 2017	05-SEP-2017	Unknown	Bundenthal T	37	74.0	0.20	3.80	570.0	19.0	50	52.5
461, A, 80599, PLSC 001, DE	Main Campus - Fairfield	Fall 2017	05-SEP-2017	Unknown	Bundenthal T	10	20.0	0.20	1.00	150.0	5.0	50	52.5
462, A, 80600, PLSC 001, DE	Main Campus - Fairfield	Fall 2017	05-SEP-2017	Unknown	Ryer K	31	62.0	0.20	3.10	465.0	15.5	50	52.5
..601, PLSC 001, Face to Face	Main Campus - Fairfield	Fall 2017	05-SEP-2017	Day Class	Powell J	50	100.0	0.20	5.00	750.0	25.0	50	52.5
..602, PLSC 001, Face to Face	Main Campus - Fairfield	Fall 2017	05-SEP-2017	Day Class	Bundenthal T	11	22.0	0.20	1.10	165.0	5.5	50	52.5

M Census Enroll, Avg % Fill Rate, FTEF, Total FTES, Median Efficiency, FTES/FTEF, Max Enrollm and Median Contact Hours broken down by Rank, Crn Status, Crn1, Course ID, Delivery Method (group), Campus, Semester Desc, Census Date1, Day/Extday Desc1 and Primary Instructor Crn1. Details are shown for Semester1. The data is filtered on Division, Subject Area, Honors Include and Crn Stat Desc1. The Division filter keeps 15 of 15 members. The Subject Area filter keeps 83 of 83 members. The Honors Include filter keeps Discard Honors and View Honors. The Crn Stat Desc1 filter keeps Active. The view is filtered on Semester Desc, Semester1, Course ID and Census Date1. The Semester Desc filter keeps Fall 2017 and Spring 2017. The Semester1 filter keeps Fall. The Course ID filter keeps 1,242 of 1,242 members. The Census Date1 filter keeps 1,168 of 1,168 members.

Detail List for Selected Cohort

Division: All
 Campus: All
 Delivery Method: None
 Discipline: All
 XList: None
 Course(s): All

Delivery Method (group)	Campus	Semester Desc	Census Date1	Day/Extday Desc1	Primary Instructor Crn1	M Census Enroll	Avg % Fill Rate	FTEF	Total FTES	Median Efficiency	FTES/FT..	Max Enrollm	Median Contact ..
..603, PLSC 001, Face to Face	Main Campus - Fairfield	Fall 2017	05-SEP-2017	Day Class	Powell J	50	100.0	0.20	5.00	750.0	25.0	50	52.5
..604, PLSC 001, Face to Face	Main Campus - Fairfield	Fall 2017	05-SEP-2017	Day Class	Powell J	50	100.0	0.20	5.00	750.0	25.0	50	52.5
..605, PLSC 001, Face to Face	Main Campus - Fairfield	Fall 2017	05-SEP-2017	Day Class	Powell J	27	54.0	0.20	2.70	405.0	13.5	50	52.5
..606, PLSC 002, Face to Face	Main Campus - Fairfield	Fall 2017	05-SEP-2017	Day Class	Zitko P	10	25.0	0.20	1.00	150.0	5.0	40	52.5
..607, PLSC 016, Face to Face	Main Campus - Fairfield	Fall 2017	05-SEP-2017	Day Class	Powell J	17	42.5	0.20	1.70	255.0	8.5	40	52.5
..608, PLSC 004, Face to Face	Main Campus - Fairfield	Fall 2017	05-SEP-2017	Day Class	Bundenthal T	5	12.5	0.20	0.50	75.0	2.5	40	52.5
..609, PLSC 003, Face to Face	Main Campus - Fairfield	Fall 2017	05-SEP-2017	Day Class	Bundenthal T	12	30.0	0.20	1.20	180.0	6.0	40	52.5
..610, PLSC 001, Face to Face	Vacaville Center	Fall 2017	05-SEP-2017	Day Class	Ryer K	21	42.0	0.20	2.10	315.0	10.5	50	52.5
..611, PLSC 001, Face to Face	Travis Air Force Base	Fall 2017	22-AUG-2017	Evening Class	Cascaddan D	6	30.0	0.20	0.50	75.0	2.5	20	52.8
..612, PLSC 001, Face to Face	Vallejo Center	Fall 2017	05-SEP-2017	Day Class	Jones A	13	26.0	0.20	1.30	195.0	6.5	50	52.5
..613, PLSC 001, Face to Face	Vallejo Center	Fall 2017	05-SEP-2017	Day Class	Powell J	5	10.0	0.20	0.50	75.0	2.5	50	52.5
..615, PLSC 001, Face to Face	Vallejo Center	Fall 2017	05-SEP-2017	Evening Class	Pyle D	6	12.0	0.20	0.60	90.0	3.0	50	52.5
..616, PLSC 001, Face to Face	Vacaville Center	Fall 2017	05-SEP-2017	Day Class	Jones A	9	18.0	0.20	0.90	135.0	4.5	50	52.5
..617, PLSC 001, Face to Face	Vallejo Center	Fall 2017	05-SEP-2017	Day Class	Jones A	5	10.0	0.20	0.50	75.0	2.5	50	52.5
..618, PLSC 002, Face to Face	Vallejo Center	Fall 2017	05-SEP-2017	Evening Class	Zitko P	0	0.0	0.20	0.00	0.0	0.0	20	52.5
..619, PLSC 050, Face to Face	Main Campus - Fairfield	Fall 2017	14-NOV-2017	Day Class	Slade R	6	17.1	0.00	0.00	0.0		35	54.0
..620, CDFS 056, Face to Face	Main Campus - Fairfield	Fall 2017	05-SEP-2017	Evening Class	Luedders J	9	22.5	0.20	0.90	135.0	4.5	40	52.5
..621, CDFS 062, Face to Face	Main Campus - Fairfield	Fall 2017	05-SEP-2017	Evening Class	Bussewitz B	15	37.5	0.20	1.50	225.0	7.5	40	52.5
..622, CDFS 050, Face to Face	Main Campus - Fairfield	Fall 2017	05-SEP-2017	Evening Class	Garner L	13	37.1	0.20	1.30	195.0	6.5	35	52.5
..623, CDFS 054, Face to Face	Main Campus - Fairfield	Fall 2017	05-SEP-2017	Evening Class	Osburn R	31	77.5	0.20	3.10	465.0	15.5	40	52.5
..0624, SOC 002, Face to Face	Main Campus - Fairfield	Fall 2017	05-SEP-2017	Day Class	Minor L	18	51.4	0.20	1.80	270.0	9.0	35	52.5
..0625, SOC 002, Face to Face	Main Campus - Fairfield	Fall 2017	05-SEP-2017	Day Class	Minor L	5	14.3	0.20	0.50	75.0	2.5	35	52.5
..0626, SOC 001, Face to Face	Main Campus - Fairfield	Fall 2017	05-SEP-2017	Day Class	Minor L	26	52.0	0.20	2.60	390.0	13.0	50	52.5
..0627, SOC 001, Face to Face	Main Campus - Fairfield	Fall 2017	05-SEP-2017	Day Class	Minor L	27	54.0	0.20	2.70	405.0	13.5	50	52.5
..0628, SOC 001, Face to Face	Main Campus - Fairfield	Fall 2017	05-SEP-2017	Day Class	Minor L	25	50.0	0.20	2.50	375.0	12.5	50	52.5
..0629, SOC 001, Face to Face	Main Campus - Fairfield	Fall 2017	19-OCT-2017	Day Class	Johnson T	5	10.0	0.20	0.50	75.0	2.5	50	52.8
491, A, 80630, SOC 001, DE	Main Campus - Fairfield	Fall 2017	05-SEP-2017	Unknown	Johnson T	50	100.0	0.20	4.90	735.0	24.5	50	52.5
492, A, 80631, SOC 001, DE	Main Campus - Fairfield	Fall 2017	05-SEP-2017	Unknown	Johnson T	34	68.0	0.20	3.40	510.0	17.0	50	52.5
493, A, 80632, SOC 001, DE	Main Campus - Fairfield	Fall 2017	05-SEP-2017	Unknown	Johnson T	3	6.0	0.20	0.30	45.0	1.5	50	52.5

M Census Enroll, Avg % Fill Rate, FTEF, Total FTES, Median Efficiency, FTES/FTEF, Max Enrollm and Median Contact Hours broken down by Rank, Crn Status, Crn1, Course ID, Delivery Method (group), Campus, Semester Desc, Census Date1, Day/Extday Desc1 and Primary Instructor Crn1. Details are shown for Semester1. The data is filtered on Division, Subject Area, Honors Include and Crn Stat Desc1. The Division filter keeps 15 of 15 members. The Subject Area filter keeps 83 of 83 members. The Honors Include filter keeps Discard Honors and View Honors. The Crn Stat Desc1 filter keeps Active. The view is filtered on Semester Desc, Semester1, Course ID and Census Date1. The Semester Desc filter keeps Fall 2017 and Spring 2017. The Semester1 filter keeps Fall. The Course ID filter keeps 1,242 of 1,242 members. The Census Date1 filter keeps 1,168 of 1,168 members.

Detail List for Selected Cohort

Division: All
 Campus: All
 Delivery Method: None
 Discipline: All
 XList: None
 Course(s): All

Delivery Method (group)	Campus	Semester Desc	Census Date1	Day/Extday Desc1	Primary Instructor Crn1	M Census Enroll	Avg % Fill Rate	FTEF	Total FTES	Median Efficiency	FTES/FT..	Max Enrollm	Median Contact ..
..0633, SOC 001, Face to Face	Main Campus - Fairfield	Fall 2017	05-SEP-2017	Day Class	Johnson T	14	28.0	0.20	1.40	210.0	7.0	50	52.5
..0634, SOC 040, Face to Face	Main Campus - Fairfield	Fall 2017	05-SEP-2017	Day Class	Johnson T	25	71.4	0.20	2.50	375.0	12.5	35	52.5
496, A, 80635, ENGL 004, DE	Main Campus - Fairfield	Fall 2017	05-SEP-2017	Unknown	Scott J	25	100.0	0.27	3.33	376.0	12.5	25	70.0
497, A, 80636, ENGL 004, DE	Main Campus - Fairfield	Fall 2017	05-SEP-2017	Unknown	Scott J	12	48.0	0.27	1.60	180.0	6.0	25	70.0
498, A, 80637, ENGL 021, DE	Main Campus - Fairfield	Fall 2017	05-SEP-2017	Unknown	Farmer E	29	82.9	0.20	2.90	435.0	14.5	35	52.5
499, A, 80638, BIO 012, DE	Main Campus - Fairfield	Fall 2017	05-SEP-2017	Unknown	Muick P	32	66.7	0.20	3.20	480.0	16.0	48	52.5
..639, ENGL 001, Face to Face	Main Campus - Fairfield	Fall 2017	05-SEP-2017	Day Class	Davis T	8	26.7	0.27	1.07	120.0	4.0	30	70.0
..80640, BIO 012, Face to Face	Main Campus - Fairfield	Fall 2017	05-SEP-2017	Day Class	Muick P	22	45.8	0.20	2.20	330.0	11.0	48	52.5
..0641, BIO 012L, Face to Face	Main Campus - Fairfield	Fall 2017	05-SEP-2017	Day Class	Muick P	24	100.0	0.20	2.80	420.0	14.1	24	61.3
..80642, BIO 014, Face to Face	Main Campus - Fairfield	Fall 2017	05-SEP-2017	Evening Class	Farahnak F	27	96.4	0.37	5.40	443.0	14.8	28	105.0
..644, ENGL 001, Face to Face	Main Campus - Fairfield	Fall 2017	05-SEP-2017	Day Class	Anderson I	16	53.3	0.27	2.13	241.0	8.0	30	70.0
..45, ENGL 310D, Face to Face	Main Campus - Fairfield	Fall 2017	05-SEP-2017	Day Class	Anderson I	16	53.3	0.13	1.60	361.0	12.0	30	52.5
..46, ENGL 310D, Face to Face	Main Campus - Fairfield	Fall 2017	05-SEP-2017	Day Class	Anderson I	17	56.7	0.13	1.70	383.0	12.9	30	52.5
..647, ENGL 001, Face to Face	Main Campus - Fairfield	Fall 2017	05-SEP-2017	Day Class	McKinnon S	17	56.7	0.27	2.27	256.0	8.5	30	70.0
..648, ENGL 040, Face to Face	Main Campus - Fairfield	Fall 2017	05-SEP-2017	Day Class	Blair E	15	42.9	0.20	1.50	225.0	7.5	35	52.5
..649, ENGL 002, Face to Face	Main Campus - Fairfield	Fall 2017	05-SEP-2017	Day Class	Blair E	15	50.0	0.27	2.00	226.0	7.5	30	70.0
..50, KINE 005D, Face to Face	Main Campus - Fairfield	Fall 2017	05-SEP-2017	Day Class	Stover S	3	10.0	0.17	0.30	52.0	1.8	30	52.5
..651, KINE 005J, Face to Face	Main Campus - Fairfield	Fall 2017	05-SEP-2017	Day Class	Cain G	4	13.3	0.17	0.40	70.0	2.3	30	52.5
..53, KINE 006C, Face to Face	Main Campus - Fairfield	Fall 2017	05-SEP-2017	Day Class	Nagle J	8	26.7	0.17	0.80	140.0	4.7	30	52.5
..654, ATHL 004, Face to Face	Main Campus - Fairfield	Fall 2017	05-SEP-2017	Day Class	Cardinal J	6	30.0	0.44	2.00	135.0	4.5	20	175.0
..55, KINE 003A, Face to Face	Vallejo Center	Fall 2017	05-SEP-2017	Evening Class	Boudreau R	8	32.0	0.17	0.80	140.0	4.7	25	52.5
..56, KINE 003D, Face to Face	Vallejo Center	Fall 2017	05-SEP-2017	Evening Class	Riley J								
..57, KINE 003E, Face to Face	Vallejo Center	Fall 2017	05-SEP-2017	Evening Class	Riley J	9	36.0	0.20	0.90	132.0	4.5	25	52.5
..0658, SOC 001, Face to Face	Vallejo Center	Fall 2017	05-SEP-2017	Day Class	Campbell J	13	26.0	0.20	1.30	195.0	6.5	50	52.5
..659, ENGL 002, Face to Face	Main Campus - Fairfield	Fall 2017	05-SEP-2017	Day Class	Farmer E	16	53.3	0.27	2.13	241.0	8.0	30	70.0
..660, ENGL 002, Face to Face	Main Campus - Fairfield	Fall 2017	05-SEP-2017	Day Class	Farmer E	17	56.7	0.27	2.27	256.0	8.5	30	70.0
..61, ENGL 310D, Face to Face	Main Campus - Fairfield	Fall 2017	05-SEP-2017	Day Class	Scott J	5	16.7	0.13	0.50	113.0	3.8	30	52.5
..62, KINE 009H, Face to Face	Main Campus - Fairfield	Fall 2017	05-SEP-2017	Day Class	Williams D								
..63, ENGL 310D, Face to Face	Vallejo Center	Fall 2017	05-SEP-2017	Day Class	Croom T	7	23.3	0.13	0.70	158.0	5.3	30	52.5

M Census Enroll, Avg % Fill Rate, FTEF, Total FTES, Median Efficiency, FTES/FTEF, Max Enrollm and Median Contact Hours broken down by Rank, Crn Status, Crn1, Course ID, Delivery Method (group), Campus, Semester Desc, Census Date1, Day/Extday Desc1 and Primary Instructor Crn1. Details are shown for Semester1. The data is filtered on Division, Subject Area, Honors Include and Crn Stat Desc1. The Division filter keeps 15 of 15 members. The Subject Area filter keeps 83 of 83 members. The Honors Include filter keeps Discard Honors and View Honors. The Crn Stat Desc1 filter keeps Active. The view is filtered on Semester Desc, Semester1, Course ID and Census Date1. The Semester Desc filter keeps Fall 2017 and Spring 2017. The Semester1 filter keeps Fall. The Course ID filter keeps 1,242 of 1,242 members. The Census Date1 filter keeps 1,168 of 1,168 members.

Detail List for Selected Cohort

Divsion: All
 Campus: All
 Delivery Method: None
 Discipline: All
 XList: None
 Course(s): All

Delivery Method (group)	Campus	Semester Desc	Census Date1	Day/Extday Desc1	Primary Instructor Crn1	M Census Enroll	Avg % Fill Rate	FTEF	Total FTES	Median Efficiency	FTES/FT..	Max Enrollm	Median Contact ..
..0664, SOC 045, Face to Face	Main Campus - Fairfield	Fall 2017	05-SEP-2017	Day Class	Campbell J	24	68.6	0.20	2.40	360.0	12.0	35	52.5
..665, ENGL 002, Face to Face	Main Campus - Fairfield	Fall 2017	05-SEP-2017	Day Class	McKinnon S	30	100.0	0.27	4.00	451.0	15.0	30	70.0
..66, KINE 009P, Face to Face	Main Campus - Fairfield	Fall 2017	05-SEP-2017	Day Class	Williams D	7	23.3	0.20	0.70	102.0	3.4	30	52.5
..0667, SOC 001, Face to Face	Main Campus - Fairfield	Fall 2017	05-SEP-2017	Day Class	Campbell J	40	80.0	0.20	4.00	600.0	20.0	50	52.5
..68, KINE 005Q, Face to Face	Main Campus - Fairfield	Fall 2017	05-SEP-2017	Day Class	Brown C	3	10.0	0.17	0.30	52.0	1.8	30	52.5
..69, KINE 005E, Face to Face	Main Campus - Fairfield	Fall 2017	05-SEP-2017	Day Class	Borchert M	8	26.7	0.17	0.80	140.0	4.7	30	52.5
..670, KINE 005J, Face to Face	Main Campus - Fairfield	Fall 2017	05-SEP-2017	Day Class	Pearson-Bloom T								
..0671, HED 002, Face to Face	Main Campus - Fairfield	Fall 2017	05-SEP-2017	Day Class	Brown C	5	10.0	0.20	0.50	75.0	2.5	50	52.5
..672, ENGL 360, Face to Face	Main Campus - Fairfield	Fall 2017	05-SEP-2017	Day Class	McKinnon S	5	20.0	0.33	0.83	75.0	2.5	25	87.5
..673, ENGL 001, Face to Face	Main Campus - Fairfield	Fall 2017	05-SEP-2017	Evening Class	Handy J	6	20.0	0.27	0.80	90.0	3.0	30	70.0
..674, ENGL 001, Face to Face	Main Campus - Fairfield	Fall 2017	05-SEP-2017	Evening Class	Eckford E	2	6.7	0.27	0.27	30.0	1.0	30	70.0
..75, ENGL 310D, Face to Face	Main Campus - Fairfield	Fall 2017	05-SEP-2017	Day Class	Eckford E	2	6.7	0.13	0.20	45.0	1.5	30	52.5
..676, ENGL 044, Face to Face	Main Campus - Fairfield	Fall 2017	05-SEP-2017	Day Class	Ozbirinci P	4	11.4	0.20	0.40	60.0	2.0	35	52.5
..677, ENGL 002, Face to Face	Main Campus - Fairfield	Fall 2017	05-SEP-2017	Evening Class	Federle S	26	86.7	0.27	3.47	391.0	13.0	30	70.0
..678, ENGL 002, Face to Face	Main Campus - Fairfield	Fall 2017	05-SEP-2017	Day Class	Watson-Perez H	30	100.0	0.27	4.00	451.0	15.0	30	70.0
..679, ENGL 001, Face to Face	Main Campus - Fairfield	Fall 2017	05-SEP-2017	Day Class	Lowe K	5	16.7	0.27	0.67	75.0	2.5	30	70.0
..80, ENGL 310D, Face to Face	Main Campus - Fairfield	Fall 2017	05-SEP-2017	Day Class	Lowe K	5	16.7	0.13	0.50	113.0	3.8	30	52.5
540, A, 80682, OT 059, DE	Main Campus - Fairfield	Fall 2017	05-SEP-2017	Unknown	Le J	0	0.0	0.29	0.00	0.0	0.0	42	87.5
541, A, 80684, SOC 002, DE	Main Campus - Fairfield	Fall 2017	05-SEP-2017	Unknown	Alvarado T	35	100.0	0.20	3.50	525.0	17.5	35	52.5
542, A, 80685, SOC 002, DE	Main Campus - Fairfield	Fall 2017	05-SEP-2017	Unknown	Alvarado T	15	42.9	0.20	1.50	225.0	7.5	35	52.5
..0686, SOC 001, Face to Face	Vacaville Center	Fall 2017	05-SEP-2017	Evening Class	Harris K	13	26.0	0.20	1.30	195.0	6.5	50	52.5
..0687, SOC 001, Face to Face	Vallejo Center	Fall 2017	05-SEP-2017	Evening Class	Isip-Bautista M	10	20.0	0.20	1.00	150.0	5.0	50	52.5
..0688, SOC 001, Face to Face	Vacaville Center	Fall 2017	05-SEP-2017	Day Class	Moore S	14	28.0	0.20	1.40	210.0	7.0	50	52.5
546, A, 80689, SOCS 022, DE	Main Campus - Fairfield	Fall 2017	05-SEP-2017	Unknown	Alvarado T	35	100.0	0.20	3.50	525.0	17.5	35	52.5
..90, HUMN 001, Face to Face	Main Campus - Fairfield	Fall 2017	05-SEP-2017	Day Class	Cobene H	19	31.7	0.20	1.90	285.0	9.5	60	52.5
..691, ENGL 006, Face to Face	Main Campus - Fairfield	Fall 2017	05-SEP-2017	Evening Class	Kaplan L								
..692, SOCS 022, Face to Face	Main Campus - Fairfield	Fall 2017	05-SEP-2017	Day Class	Johnson T	10	28.6	0.20	1.00	150.0	5.0	35	52.5
..693, SOCS 022, Face to Face	Main Campus - Fairfield	Fall 2017	05-SEP-2017	Day Class	Moore S	15	42.9	0.20	1.50	225.0	7.5	35	52.5
..695, SOCS 022, Face to Face	Vallejo Center	Fall 2017	05-SEP-2017	Evening Class	Harris R	7	20.0	0.20	0.70	105.0	3.5	35	52.5

M Census Enroll, Avg % Fill Rate, FTEF, Total FTES, Median Efficiency, FTES/FTEF, Max Enrollm and Median Contact Hours broken down by Rank, Crn Status, Crn1, Course ID, Delivery Method (group), Campus, Semester Desc, Census Date1, Day/Extday Desc1 and Primary Instructor Crn1. Details are shown for Semester1. The data is filtered on Division, Subject Area, Honors Include and Crn Stat Desc1. The Division filter keeps 15 of 15 members. The Subject Area filter keeps 83 of 83 members. The Honors Include filter keeps Discard Honors and View Honors. The Crn Stat Desc1 filter keeps Active. The view is filtered on Semester Desc, Semester1, Course ID and Census Date1. The Semester Desc filter keeps Fall 2017 and Spring 2017. The Semester1 filter keeps Fall. The Course ID filter keeps 1,242 of 1,242 members. The Census Date1 filter keeps 1,168 of 1,168 members.

Detail List for Selected Cohort

Division: All
 Campus: All
 Delivery Method: None
 Discipline: All
 XList: None
 Course(s): All

Delivery Method (group)	Campus	Semester Desc	Census Date1	Day/Extday Desc1	Primary Instructor Crn1	M Census Enroll	Avg % Fill Rate	FTEF	Total FTES	Median Efficiency	FTES/FT..	Max Enrollm	Median Contact ..
..696, ENGL 007, Face to Face	Main Campus - Fairfield	Fall 2017	05-SEP-2017	Evening Class	Kaplan L								
..697, ENGL 010, Face to Face	Main Campus - Fairfield	Fall 2017	05-SEP-2017	Evening Class	Kaplan L	22	88.0	0.20	2.10	330.0	10.5	25	52.5
..698, ENGL 360, Face to Face	Main Campus - Fairfield	Fall 2017	05-SEP-2017	Day Class	Kaplan L	5	20.0	0.33	0.83	75.0	2.5	25	87.5
555, A, 80699, KINE 005C, DE	Main Campus - Fairfield	Fall 2017	05-SEP-2017	Unknown	Williams D	7	28.0	0.15	0.70	140.0	4.7	25	43.8
..700, ENGL 002, Face to Face	Vallejo Center	Fall 2017	05-SEP-2017	Day Class	Beuttel M	8	26.7	0.27	1.07	120.0	4.0	30	70.0
..701, KINE 004F, Face to Face	Main Campus - Fairfield	Fall 2017	05-SEP-2017	Day Class	Cain G	17	56.7	0.12	1.13	279.0	9.4	30	35.0
..702, ENGL 004, Face to Face	Vallejo Center	Fall 2017	05-SEP-2017	Day Class	McBride C	14	56.0	0.27	1.87	211.0	7.0	25	70.0
..703, ENGL 002, Face to Face	Travis Air Force Base	Fall 2017	19-OCT-2017	Day Class	Brookshire G	5	16.7	0.27	0.69	77.0	2.6	30	72.0
..704, ATHL 001, Face to Face	Main Campus - Fairfield	Fall 2017	05-SEP-2017	Day Class	Williams D	14	70.0	0.44	4.67	315.0	10.5	20	175.0
..05, ATHL 002A, Face to Face	Main Campus - Fairfield	Fall 2017	13-OCT-2017	Day Class	Borchert M	20	100.0	0.33	4.58	413.0	13.8	20	120.3
..06, KINE 005G, Face to Face	Main Campus - Fairfield	Fall 2017	22-AUG-2017	Day Class	Borchert M	24	80.0	0.17	2.33	407.0	13.6	30	51.0
..07, KINE 005G, Face to Face	Main Campus - Fairfield	Fall 2017	22-AUG-2017	Day Class	Nagle J	8	26.7	0.17	0.78	136.0	4.5	30	51.0
..08, ATHL 016A, Face to Face	Main Campus - Fairfield	Fall 2017	13-OCT-2017	Day Class	Nagle J	1	5.0	0.33	0.23	21.0	0.7	20	120.9
..0709, HIST 002, Face to Face	Main Campus - Fairfield	Fall 2017	05-SEP-2017	Day Class	Crandall-Bear D	10	20.0	0.20	1.00	150.0	5.0	50	52.5
566, A, 80711, HIST 002, DE	Main Campus - Fairfield	Fall 2017	05-SEP-2017	Unknown	Crandall-Bear D	35	70.0	0.20	3.50	525.0	17.5	50	52.5
..0712, HIST 003, Face to Face	Main Campus - Fairfield	Fall 2017	05-SEP-2017	Day Class	Crandall-Bear D	16	32.0	0.20	1.60	240.0	8.0	50	52.5
..13, KINE 020Y, Face to Face	Main Campus - Fairfield	Fall 2017	22-AUG-2017	Day Class	Nagle J	7	23.3	0.19	0.68	109.0	3.6	30	51.0
..715, ENGL 006, Face to Face	Main Campus - Fairfield	Fall 2017	05-SEP-2017	Day Class	Wyly M								
570, A, 80716, HIST 003, DE	Main Campus - Fairfield	Fall 2017	05-SEP-2017	Unknown	Crandall-Bear D	33	66.0	0.20	3.30	495.0	16.5	50	52.5
571, A, 80717, HIST 004, DE	Main Campus - Fairfield	Fall 2017	05-SEP-2017	Unknown	Crandall-Bear D	20	40.0	0.20	2.00	300.0	10.0	50	52.5
..718, ENGL 007, Face to Face	Main Campus - Fairfield	Fall 2017	05-SEP-2017	Day Class	Wyly M								
..719, ENGL 010, Face to Face	Main Campus - Fairfield	Fall 2017	05-SEP-2017	Day Class	Wyly M	13	52.0	0.20	1.30	195.0	6.5	25	52.5
..721, ENGL 018, Face to Face	Main Campus - Fairfield	Fall 2017	05-SEP-2017	Day Class	Wyly M	14	40.0	0.20	1.40	210.0	7.0	35	52.5
..22, KINE 020Y, Face to Face	Main Campus - Fairfield	Fall 2017	22-AUG-2017	Day Class	Borchert M	21	70.0	0.19	2.04	326.0	10.9	30	51.0
..724, ENGL 004, Face to Face	Main Campus - Fairfield	Fall 2017	05-SEP-2017	Day Class	Watson-Perez H	15	60.0	0.27	2.00	226.0	7.5	25	70.0
..725, ENGL 004, Face to Face	Main Campus - Fairfield	Fall 2017	05-SEP-2017	Day Class	Watson-Perez H	12	48.0	0.27	1.60	180.0	6.0	25	70.0
..26, KINE 020R, Face to Face	Main Campus - Fairfield	Fall 2017	05-SEP-2017	Day Class	Cardinal J	4	13.3	0.18	0.40	68.0	2.3	30	52.5
..727, ENGL 004, Face to Face	Main Campus - Fairfield	Fall 2017	05-SEP-2017	Day Class	Gunby M	25	100.0	0.27	3.33	376.0	12.5	25	70.0
..728, MATH 104, Face to Face	Vacaville Center	Fall 2017	05-SEP-2017	Day Class	Melkonyan G	23	65.7	0.33	3.91	352.0	11.7	35	89.3

M Census Enroll, Avg % Fill Rate, FTEF, Total FTES, Median Efficiency, FTES/FTEF, Max Enrollm and Median Contact Hours broken down by Rank, Crn Status, Crn1, Course ID, Delivery Method (group), Campus, Semester Desc, Census Date1, Day/Extday Desc1 and Primary Instructor Crn1. Details are shown for Semester1. The data is filtered on Division, Subject Area, Honors Include and Crn Stat Desc1. The Division filter keeps 15 of 15 members. The Subject Area filter keeps 83 of 83 members. The Honors Include filter keeps Discard Honors and View Honors. The Crn Stat Desc1 filter keeps Active. The view is filtered on Semester Desc, Semester1, Course ID and Census Date1. The Semester Desc filter keeps Fall 2017 and Spring 2017. The Semester1 filter keeps Fall. The Course ID filter keeps 1,242 of 1,242 members. The Census Date1 filter keeps 1,168 of 1,168 members.

Detail List for Selected Cohort

Division: All
 Campus: All
 Delivery Method: None
 Discipline: All
 XList: None
 Course(s): All

Delivery Method (group)	Campus	Semester Desc	Census Date1	Day/Extday Desc1	Primary Instructor Crn1	M Census Enroll	Avg % Fill Rate	FTEF	Total FTES	Median Efficiency	FTES/FT..	Max Enrollm	Median Contact ..
..729, MATH 104, Face to Face	Vacaville Center	Fall 2017	05-SEP-2017	Day Class	Rodriguez H	11	31.4	0.33	1.87	168.0	5.6	35	89.3
..730, MATH 104, Face to Face	Vacaville Center	Fall 2017	05-SEP-2017	Day Class	Gunther S	19	54.3	0.33	3.17	285.0	9.5	35	87.5
..731, MATH 104, Face to Face	Vacaville Center	Fall 2017	05-SEP-2017	Evening Class	Soria Martin D	35	100.0	0.33	5.83	526.0	17.5	35	87.5
..732, MATH 011, Face to Face	Vacaville Center	Fall 2017	05-SEP-2017	Day Class	Hannan Z	9	25.7	0.27	1.26	142.0	4.7	35	73.5
..33, ENGL 310D, Face to Face	Main Campus - Fairfield	Fall 2017	05-SEP-2017	Day Class	Watson-Perez H	17	56.7	0.13	1.70	383.0	12.8	30	52.5
..734, MATH 011, Face to Face	Vacaville Center	Fall 2017	05-SEP-2017	Day Class	Harrow R	35	100.0	0.27	4.90	553.0	18.4	35	73.5
..735, MATH 011, Face to Face	Vacaville Center	Fall 2017	05-SEP-2017	Day Class	Rhoads G	35	100.0	0.27	4.67	526.0	17.5	35	70.0
..36, ENGL 310D, Face to Face	Main Campus - Fairfield	Fall 2017	05-SEP-2017	Day Class	Engelbrecht A	5	16.7	0.13	0.50	113.0	3.8	30	52.5
..737, MATH 011, Face to Face	Vacaville Center	Fall 2017	05-SEP-2017	Day Class	Gunther S	18	51.4	0.27	2.40	271.0	9.0	35	70.0
..738, MATH 011, Face to Face	Vacaville Center	Fall 2017	05-SEP-2017	Evening Class	TBD -	0	0.0	0.27	0.00	0.0	0.0	35	70.0
..739, MATH 011, Face to Face	Vacaville Center	Fall 2017	05-SEP-2017	Saturday	Wai N	35	100.0	0.27	4.67	526.0	17.5	35	70.0
..41, ENGL 310D, Face to Face	Vallejo Center	Fall 2017	05-SEP-2017	Day Class	Federle S	5	16.7	0.13	0.50	113.0	3.8	30	52.5
..745, ENGL 360, Face to Face	Vallejo Center	Fall 2017	05-SEP-2017	Day Class	Smith J	11	44.0	0.33	2.00	180.0	6.0	25	87.5
..746, MATH 030, Face to Face	Vacaville Center	Fall 2017	05-SEP-2017	Day Class	Zhiv D	22	88.0	0.20	2.20	330.0	11.0	25	52.5
..747, MATH 021, Face to Face	Vacaville Center	Fall 2017	05-SEP-2017	Day Class	Rhoads G	19	76.0	0.33	3.23	291.0	9.7	25	89.3
..48, KINE 020N, Face to Face	Main Campus - Fairfield	Fall 2017	05-SEP-2017	Day Class	Williams D	14	56.0	0.18	1.40	237.0	7.9	25	52.5
..750, ENGL 360, Face to Face	Main Campus - Fairfield	Fall 2017	05-SEP-2017	Day Class	Davis T	24	96.0	0.33	4.00	360.0	12.0	25	87.5
..751, MATH 004, Face to Face	Vacaville Center	Fall 2017	05-SEP-2017	Day Class	Harrow R	28	70.0	0.33	4.76	429.0	14.3	40	89.3
599, A, 80753, HIST 010, DE	Main Campus - Fairfield	Fall 2017	05-SEP-2017	Unknown	Perrone N	40	100.0	0.20	4.00	600.0	20.0	40	52.5
..754, MATH 310, Face to Face	Vacaville Center	Fall 2017	05-SEP-2017	Day Class	Gunther S	6	24.0	0.20	0.60	90.0	3.0	25	52.5
..55, ENGL 310D, Face to Face	Vallejo Center	Fall 2017	05-SEP-2017	Day Class	Connolly N	4	13.3	0.13	0.40	90.0	3.0	30	52.5
602, A, 80756, HIST 017, DE	Main Campus - Fairfield	Fall 2017	05-SEP-2017	Unknown	Perrone N	50	100.0	0.20	5.00	750.0	25.0	50	52.5
603, A, 80757, HIST 017, DE	Main Campus - Fairfield	Fall 2017	05-SEP-2017	Unknown	Collins C	49	98.0	0.20	4.90	735.0	24.5	50	52.5
..758, ENGL 360, Face to Face	Main Campus - Fairfield	Fall 2017	05-SEP-2017	Day Class	Knight J	9	36.0	0.33	1.50	135.0	4.5	25	87.5
..0759, HIST 017, Face to Face	Vallejo Center	Fall 2017	05-SEP-2017	Day Class	Lan D	5	10.0	0.20	0.50	75.0	2.5	50	52.5
..0760, HIST 017, Face to Face	Main Campus - Fairfield	Fall 2017	05-SEP-2017	Day Class	Schrumpf D	18	36.0	0.20	1.80	270.0	9.0	50	52.5
..761, ENGL 360, Face to Face	Main Campus - Fairfield	Fall 2017	05-SEP-2017	Day Class	Coury C	15	60.0	0.33	2.50	225.0	7.5	25	87.5
..62, KINE 005M, Face to Face	Main Campus - Fairfield	Fall 2017	05-SEP-2017	Day Class	Parrish S	13	43.3	0.17	1.30	227.0	7.6	30	52.5
..63, KINE 005M, Face to Face	Main Campus - Fairfield	Fall 2017	05-SEP-2017	Day Class	Cain G								

M Census Enroll, Avg % Fill Rate, FTEF, Total FTES, Median Efficiency, FTES/FTEF, Max Enrollm and Median Contact Hours broken down by Rank, Crn Status, Crn1, Course ID, Delivery Method (group), Campus, Semester Desc, Census Date1, Day/Extday Desc1 and Primary Instructor Crn1. Details are shown for Semester1. The data is filtered on Division, Subject Area, Honors Include and Crn Stat Desc1. The Division filter keeps 15 of 15 members. The Subject Area filter keeps 83 of 83 members. The Honors Include filter keeps Discard Honors and View Honors. The Crn Stat Desc1 filter keeps Active. The view is filtered on Semester Desc, Semester1, Course ID and Census Date1. The Semester Desc filter keeps Fall 2017 and Spring 2017. The Semester1 filter keeps Fall. The Course ID filter keeps 1,242 of 1,242 members. The Census Date1 filter keeps 1,168 of 1,168 members.

Detail List for Selected Cohort

Division: All
 Campus: All
 Delivery Method: None
 Discipline: All
 XList: None
 Course(s): All

Delivery Method (group)	Campus	Semester Desc	Census Date1	Day/Extday Desc1	Primary Instructor Crn1	M Census Enroll	Avg % Fill Rate	FTEF	Total FTES	Median Efficiency	FTES/FT..	Max Enrollm	Median Contact ..
..764, ENGL 360, Face to Face	Main Campus - Fairfield	Fall 2017	05-SEP-2017	Day Class	Ryan K	14	56.0	0.33	2.33	210.0	7.0	25	87.5
..65, KINE 005M, Face to Face	Main Campus - Fairfield	Fall 2017	05-SEP-2017	Day Class	McMartin D								
..0766, HIST 017, Face to Face	Main Campus - Fairfield	Fall 2017	05-SEP-2017	Day Class	Findlay R	31	62.0	0.20	3.10	465.0	15.5	50	52.5
..0767, HIST 017, Face to Face	Vacaville Center	Fall 2017	05-SEP-2017	Day Class	Schrumpf D	15	30.0	0.20	1.50	225.0	7.5	50	52.5
..0768, HIST 017, Face to Face	Travis Air Force Base	Fall 2017	19-OCT-2017	Evening Class	Woichik P	2	8.0	0.20	0.20	30.0	1.0	25	52.8
..0769, PHIL 004, Face to Face	Main Campus - Fairfield	Fall 2017	05-SEP-2017	Day Class	Pelletti M	4	10.0	0.20	0.40	60.0	2.0	40	52.5
..0770, HIST 017, Face to Face	Main Campus - Fairfield	Fall 2017	05-SEP-2017	Evening Class	Purdie R	7	14.0	0.20	0.70	105.0	3.5	50	52.5
..71, KINE 005N, Face to Face	Main Campus - Fairfield	Fall 2017	05-SEP-2017	Day Class	McMartin D	4	13.3	0.15	0.40	81.0	2.7	30	52.5
..0772, PHIL 005, Face to Face	Main Campus - Fairfield	Fall 2017	05-SEP-2017	Day Class	Pelletti M	7	28.0	0.20	0.70	105.0	3.5	25	52.5
..0773, HIST 017, Face to Face	Main Campus - Fairfield	Fall 2017	05-SEP-2017	Day Class	Byrn K	35	70.0	0.20	3.50	525.0	17.5	50	52.5
..74, KINE 006E, Face to Face	Vacaville Center	Fall 2017	05-SEP-2017	Day Class	Marks K	15	41.7	0.15	1.25	250.0	8.4	36	43.8
..0775, HIST 018, Face to Face	Main Campus - Fairfield	Fall 2017	05-SEP-2017	Day Class	Arce M	18	36.0	0.20	1.80	270.0	9.0	50	52.5
..0776, PHIL 003, Face to Face	Main Campus - Fairfield	Fall 2017	05-SEP-2017	Day Class	Roggli K	28	70.0	0.20	2.80	420.0	14.0	40	52.5
..0777, PHIL 001, Face to Face	Main Campus - Fairfield	Fall 2017	05-SEP-2017	Day Class	Roggli K	18	45.0	0.20	1.80	270.0	9.0	40	52.5
..0778, HIST 028, Face to Face	Main Campus - Fairfield	Fall 2017	05-SEP-2017	Day Class	Arce M	11	27.5	0.20	1.10	165.0	5.5	40	52.5
..779, MATH 004, Face to Face	Vallejo Center	Fall 2017	05-SEP-2017	Day Class	TBD -	0	0.0	0.33	0.00	0.0	0.0	40	89.3
..80, KINE 009B, Face to Face	Main Campus - Fairfield	Fall 2017	05-SEP-2017	Day Class	Cardinal J								
..0781, HIST 028, Face to Face	Main Campus - Fairfield	Fall 2017	05-SEP-2017	Day Class	Arce M	9	22.5	0.20	0.90	135.0	4.5	40	52.5
..80782, BIO 014, Face to Face	Main Campus - Fairfield	Fall 2017	05-SEP-2017	Day Class	Hefner-Gravink A	28	100.0	0.37	5.60	459.0	15.3	28	105.0
..783, SPAN 002, Face to Face	Main Campus - Fairfield	Fall 2017	05-SEP-2017	Day Class	Pirott L								
..784, MATH 011, Face to Face	Vallejo Center	Fall 2017	05-SEP-2017	Day Class	Grube T	35	100.0	0.27	4.67	526.0	17.5	35	70.0
..85, KINE 009C, Face to Face	Main Campus - Fairfield	Fall 2017	05-SEP-2017	Day Class	Cardinal J	4	13.3	0.20	0.40	59.0	2.0	30	52.5
..786, MATH 011, Face to Face	Vallejo Center	Fall 2017	05-SEP-2017	Evening Class	Grube T	29	82.9	0.27	3.87	436.0	14.5	35	70.0
..787, MATH 020, Face to Face	Vallejo Center	Fall 2017	05-SEP-2017	Day Class	Sengmany K	35	100.0	0.33	5.95	536.0	17.9	35	89.3
..788, MATH 030, Face to Face	Vallejo Center	Fall 2017	05-SEP-2017	Day Class	Almeida J	10	40.0	0.20	1.00	150.0	5.0	25	52.5
..789, MATH 104, Face to Face	Vallejo Center	Fall 2017	05-SEP-2017	Day Class	Sengmany K	34	97.1	0.33	5.67	511.0	17.0	35	87.5
..790, MATH 104, Face to Face	Vallejo Center	Fall 2017	05-SEP-2017	Evening Class	Bischof O	26	74.3	0.33	4.50	405.0	13.5	35	87.5
..91, KINE 004A, Face to Face	Main Campus - Fairfield	Fall 2017	05-SEP-2017	Day Class	Frizzell G	12	48.0	0.18	0.80	136.0	4.5	25	35.0
..793, MATH 310, Face to Face	Vallejo Center	Fall 2017	05-SEP-2017	Day Class	Lombard R	8	32.0	0.20	0.80	120.0	4.0	25	52.5

M Census Enroll, Avg % Fill Rate, FTEF, Total FTES, Median Efficiency, FTES/FTEF, Max Enrollm and Median Contact Hours broken down by Rank, Crn Status, Crn1, Course ID, Delivery Method (group), Campus, Semester Desc, Census Date1, Day/Extday Desc1 and Primary Instructor Crn1. Details are shown for Semester1. The data is filtered on Division, Subject Area, Honors Include and Crn Stat Desc1. The Division filter keeps 15 of 15 members. The Subject Area filter keeps 83 of 83 members. The Honors Include filter keeps Discard Honors and View Honors. The Crn Stat Desc1 filter keeps Active. The view is filtered on Semester Desc, Semester1, Course ID and Census Date1. The Semester Desc filter keeps Fall 2017 and Spring 2017. The Semester1 filter keeps Fall. The Course ID filter keeps 1,242 of 1,242 members. The Census Date1 filter keeps 1,168 of 1,168 members.

Detail List for Selected Cohort

Divsion: All
 Campus: All
 Delivery Method: None
 Discipline: All
 XList: None
 Course(s): All

Delivery Method (group)	Campus	Semester Desc	Census Date1	Day/Extday Desc1	Primary Instructor Crn1	M Census Enroll	Avg % Fill Rate	FTEF	Total FTES	Median Efficiency	FTES/FT..	Max Enrollm	Median Contact ..
..798, SPAN 031, Face to Face	Main Campus - Fairfield	Fall 2017	05-SEP-2017	Evening Class	Estes R	30	100.0	0.20	3.00	450.0	15.0	30	52.5
..800, SPAN 031, Face to Face	Vallejo Center	Fall 2017	05-SEP-2017	Evening Class	Estes R	3	10.0	0.20	0.30	45.0	1.5	30	52.5
..802, SPAN 031, Face to Face	Main Campus - Fairfield	Fall 2017	05-SEP-2017	Day Class	Paeng S	9	30.0	0.20	0.90	135.0	4.5	30	52.5
..803, SPAN 031, Face to Face	Vacaville Center	Fall 2017	05-SEP-2017	Evening Class	Pirott L	19	63.3	0.20	1.90	285.0	9.5	30	52.5
..804, SPAN 031, Face to Face	Main Campus - Fairfield	Fall 2017	05-SEP-2017	Day Class	Paeng S	30	100.0	0.20	3.00	450.0	15.0	30	52.5
..805, SPAN 032, Face to Face	Main Campus - Fairfield	Fall 2017	05-SEP-2017	Evening Class	Schwartz E	12	40.0	0.20	1.20	180.0	6.0	30	52.5
..806, SPAN 033, Face to Face	Main Campus - Fairfield	Fall 2017	05-SEP-2017	Day Class	Schwartz E	26	86.7	0.20	2.60	390.0	13.0	30	52.5
..807, SPAN 033, Face to Face	Main Campus - Fairfield	Fall 2017	05-SEP-2017	Day Class	Paeng S	5	16.7	0.20	0.50	75.0	2.5	30	52.5
..808, ESL 094A, Face to Face	Main Campus - Fairfield	Fall 2017	05-SEP-2017	Evening Class	Woodward H	0	0.0	0.20	0.00	0.0	0.0	25	52.5
..809, ART 004, Face to Face	Main Campus - Fairfield	Fall 2017	20-OCT-2017	Day Class	Pandone M								
..8010, ART 005, Face to Face	Main Campus - Fairfield	Fall 2017	20-OCT-2017	Day Class	Pandone M	22	73.3	0.36	4.34	367.0	12.2	30	103.5
..8011, ART 006, Face to Face	Main Campus - Fairfield	Fall 2017	05-SEP-2017	Day Class	Pandone M	21	70.0	0.36	4.20	355.0	11.8	30	105.0
..8012, ART 007, Face to Face	Main Campus - Fairfield	Fall 2017	05-SEP-2017	Evening Class	Lorenz J	12	40.0	0.36	2.40	203.0	6.8	30	105.0
..8013, ART 014, Face to Face	Main Campus - Fairfield	Fall 2017	23-AUG-2017	Day Class	Pandone M	17	56.7	0.36	3.50	296.0	9.9	30	108.0
..8014, ART 014, Face to Face	Main Campus - Fairfield	Fall 2017	05-SEP-2017	Saturday	Perry J	13	43.3	0.36	2.60	220.0	7.3	30	105.0
..8015, ART 016, Face to Face	Main Campus - Fairfield	Fall 2017	05-SEP-2017	Day Class	Lorenz J	15	50.0	0.36	3.00	254.0	8.5	30	105.0
..16, COMM 001, Face to Face	Vallejo Center	Fall 2017	05-SEP-2017	Evening Class	Beasley A	24	96.0	0.20	2.40	360.0	12.0	25	52.5
..19, COMM 001, Face to Face	Vacaville Center	Fall 2017	05-SEP-2017	Evening Class	Perez J	25	100.0	0.20	2.50	375.0	12.5	25	52.5
..20, COMM 001, Face to Face	Vacaville Center	Fall 2017	05-SEP-2017	Day Class	Dwiggins-Beeler R	22	88.0	0.20	2.20	330.0	11.0	25	52.5
..21, COMM 001, Face to Face	Vacaville Center	Fall 2017	05-SEP-2017	Saturday	Perez J	15	60.0	0.20	1.50	225.0	7.5	25	52.5
..22, COMM 010, Face to Face	Vacaville Center	Fall 2017	05-SEP-2017	Day Class	Whitesell J	19	76.0	0.20	1.90	285.0	9.5	25	52.5
..823, DRFT 045, Face to Face	Main Campus - Fairfield	Fall 2017	05-SEP-2017	Day Class	Carney S	3	12.5	0.30	0.50	50.0	1.7	24	87.5
..824, DRFT 045, Face to Face	Main Campus - Fairfield	Fall 2017	05-SEP-2017	Evening Class	Jourgensen C	9	37.5	0.30	1.50	150.0	5.0	24	87.5
..826, DRFT 050, Face to Face	Main Campus - Fairfield	Fall 2017	05-SEP-2017	Day Class	Berrett D	9	30.0	0.20	1.05	158.0	5.3	30	61.3
..827, DRFT 085, Face to Face	Main Campus - Fairfield	Fall 2017	05-SEP-2017	Evening Class	Carney S	0	0.0	0.30	0.00	0.0	0.0	24	87.5
..., 80828, IT 140, Face to Face	Main Campus - Fairfield	Fall 2017	05-SEP-2017	Day Class	TBD -	23	95.8	0.30	3.83	383.0	12.8	24	87.5
..829, MATH 002, Face to Face	Main Campus - Fairfield	Fall 2017	05-SEP-2017	Day Class	Zheng B	20	57.1	0.20	2.00	300.0	10.0	35	52.5
..., 80830, IT 151, Face to Face	Main Campus - Fairfield	Fall 2017	05-SEP-2017	Day Class	TBD -	16	53.3	0.20	1.60	240.0	8.0	30	52.5
..80831, BIO 014, Face to Face	Vacaville Center	Fall 2017	05-SEP-2017	Day Class	Re E	28	100.0	0.37	5.60	459.0	15.3	28	105.0

M Census Enroll, Avg % Fill Rate, FTEF, Total FTES, Median Efficiency, FTES/FTEF, Max Enrollm and Median Contact Hours broken down by Rank, Crn Status, Crn1, Course ID, Delivery Method (group), Campus, Semester Desc, Census Date1, Day/Extday Desc1 and Primary Instructor Crn1. Details are shown for Semester1. The data is filtered on Division, Subject Area, Honors Include and Crn Stat Desc1. The Division filter keeps 15 of 15 members. The Subject Area filter keeps 83 of 83 members. The Honors Include filter keeps Discard Honors and View Honors. The Crn Stat Desc1 filter keeps Active. The view is filtered on Semester Desc, Semester1, Course ID and Census Date1. The Semester Desc filter keeps Fall 2017 and Spring 2017. The Semester1 filter keeps Fall. The Course ID filter keeps 1,242 of 1,242 members. The Census Date1 filter keeps 1,168 of 1,168 members.

Detail List for Selected Cohort

Division: All
 Campus: All
 Delivery Method: None
 Discipline: All
 XList: None
 Course(s): All

Delivery Method (group)	Campus	Semester Desc	Census Date1	Day/Extday Desc1	Primary Instructor Crn1	M Census Enroll	Avg % Fill Rate	FTEF	Total FTES	Median Efficiency	FTES/FT..	Max Enrollm	Median Contact ..
..80833, BIO 014, Face to Face	Vallejo Center	Fall 2017	05-SEP-2017	Evening Class	Reina L	28	100.0	0.37	5.60	459.0	15.3	28	105.0
..80834, BIO 015, Face to Face	Main Campus - Fairfield	Fall 2017	05-SEP-2017	Day Class	Silva M	0	0.0	0.37	0.00	0.0	0.0	30	105.0
..80835, BIO 015, Face to Face	Vacaville Center	Fall 2017	05-SEP-2017	Day Class	Gerhart K	15	50.0	0.37	3.00	246.0	8.2	30	105.0
..80836, BIO 015, Face to Face	Vallejo Center	Fall 2017	05-SEP-2017	Evening Class	Magsaysay M	13	43.3	0.37	2.60	213.0	7.1	30	105.0
..80837, BIO 015, Face to Face	Vacaville Center	Fall 2017	05-SEP-2017	Evening Class	Decker N	22	73.3	0.37	4.40	361.0	12.0	30	105.0
..80838, BIO 015, Face to Face	Main Campus - Fairfield	Fall 2017	05-SEP-2017	Day Class	TBD -	0	0.0	0.37	0.00	0.0	0.0	30	105.0
..80840, BIO 015, Face to Face	Main Campus - Fairfield	Fall 2017	05-SEP-2017	Day Class	Aptekar R	30	100.0	0.37	6.00	492.0	16.4	30	105.0
..80841, BIO 015, Face to Face	Main Campus - Fairfield	Fall 2017	05-SEP-2017	Day Class	Smith M	30	100.0	0.37	6.00	492.0	16.4	30	105.0
..80842, BIO 015, Face to Face	Main Campus - Fairfield	Fall 2017	05-SEP-2017	Day Class	Smith M	30	100.0	0.37	6.00	492.0	16.4	30	105.0
..843, MATH 002, Face to Face	Main Campus - Fairfield	Fall 2017	05-SEP-2017	Evening Class	Allen M	27	77.1	0.20	2.70	405.0	13.5	35	52.5
..80844, BIO 015, Face to Face	Vallejo Center	Fall 2017	05-SEP-2017	Day Class	Riddell B	4	13.3	0.37	0.80	66.0	2.2	30	105.0
679, A, 80845, BIO 016, DE	Main Campus - Fairfield	Fall 2017	05-SEP-2017	Unknown	Moore R	50	100.0	0.20	5.00	750.0	25.0	50	52.5
..846, MATH 004, Face to Face	Main Campus - Fairfield	Fall 2017	05-SEP-2017	Day Class	Robertson R	26	65.0	0.33	4.42	398.0	13.3	40	89.3
..847, MATH 004, Face to Face	Main Campus - Fairfield	Fall 2017	05-SEP-2017	Day Class	Conrad J	9	22.5	0.33	1.50	135.0	4.5	40	87.5
..848, MATH 004, Face to Face	Main Campus - Fairfield	Fall 2017	05-SEP-2017	Day Class	Robertson R	22	55.0	0.33	3.74	337.0	11.2	40	89.3
..849, MATH 004, Face to Face	Main Campus - Fairfield	Fall 2017	05-SEP-2017	Day Class	Mircheva M	40	100.0	0.33	6.67	601.0	20.0	40	87.5
..50, KINE 006E, Face to Face	Main Campus - Fairfield	Fall 2017	05-SEP-2017	Day Class	Marks K	14	38.9	0.15	1.17	233.0	7.8	36	43.8
..852, MATH 011, Face to Face	Main Campus - Fairfield	Fall 2017	05-SEP-2017	Day Class	TBD -	0	0.0	0.27	0.00	0.0	0.0	35	73.5
..853, MATH 011, Face to Face	Main Campus - Fairfield	Fall 2017	05-SEP-2017	Day Class	Matthews S	35	100.0	0.27	4.67	526.0	17.5	35	70.0
..854, MATH 011, Face to Face	Main Campus - Fairfield	Fall 2017	05-SEP-2017	Day Class	Zhiv D	35	100.0	0.27	4.90	553.0	18.4	35	73.5
..855, MATH 011, Face to Face	Main Campus - Fairfield	Fall 2017	05-SEP-2017	Day Class	Brewer K	35	100.0	0.27	4.67	526.0	17.5	35	70.0
..56, KINE 002D, Face to Face	Main Campus - Fairfield	Fall 2017	05-SEP-2017	Day Class	Parrish S	7	23.3	0.12	0.47	115.0	3.9	30	35.0
..857, MATH 011, Face to Face	Main Campus - Fairfield	Fall 2017	05-SEP-2017	Day Class	Allen D	13	37.1	0.27	1.82	205.0	6.8	35	73.5
..0858, HIST 018, Face to Face	Main Campus - Fairfield	Fall 2017	05-SEP-2017	Day Class	Arce M	10	20.0	0.20	1.00	150.0	5.0	50	52.5
..859, MATH 011, Face to Face	Main Campus - Fairfield	Fall 2017	05-SEP-2017	Day Class	Mircheva M	35	100.0	0.27	4.67	526.0	17.5	35	70.0
..860, MATH 011, Face to Face	Main Campus - Fairfield	Fall 2017	05-SEP-2017	Day Class	Grube T	24	68.6	0.27	3.20	361.0	12.0	35	70.0
..861, MATH 011, Face to Face	Main Campus - Fairfield	Fall 2017	05-SEP-2017	Day Class	Purcell B	35	100.0	0.27	4.67	526.0	17.5	35	70.0
695, A, 80862, HIST 018, DE	Main Campus - Fairfield	Fall 2017	05-SEP-2017	Unknown	Arce M	49	98.0	0.20	4.90	735.0	24.5	50	52.5
..863, MATH 011, Face to Face	Main Campus - Fairfield	Fall 2017	05-SEP-2017	Day Class	Brewer K	21	60.0	0.27	2.80	316.0	10.5	35	70.0

M Census Enroll, Avg % Fill Rate, FTEF, Total FTES, Median Efficiency, FTES/FTEF, Max Enrollm and Median Contact Hours broken down by Rank, Crn Status, Crn1, Course ID, Delivery Method (group), Campus, Semester Desc, Census Date1, Day/Extday Desc1 and Primary Instructor Crn1. Details are shown for Semester1. The data is filtered on Division, Subject Area, Honors Include and Crn Stat Desc1. The Division filter keeps 15 of 15 members. The Subject Area filter keeps 83 of 83 members. The Honors Include filter keeps Discard Honors and View Honors. The Crn Stat Desc1 filter keeps Active. The view is filtered on Semester Desc, Semester1, Course ID and Census Date1. The Semester Desc filter keeps Fall 2017 and Spring 2017. The Semester1 filter keeps Fall. The Course ID filter keeps 1,242 of 1,242 members. The Census Date1 filter keeps 1,168 of 1,168 members.

Detail List for Selected Cohort

Divsion: All
 Campus: All
 Delivery Method: None
 Discipline: All
 XList: None
 Course(s): All

Delivery Method (group)	Campus	Semester Desc	Census Date1	Day/Extday Desc1	Primary Instructor Crn1	M Census Enroll	Avg % Fill Rate	FTEF	Total FTES	Median Efficiency	FTES/FT..	Max Enrollm	Median Contact ..
..864, MATH 011, Face to Face	Main Campus - Fairfield	Fall 2017	05-SEP-2017	Day Class	Allen M	35	100.0	0.27	4.67	526.0	17.5	35	70.0
..865, MATH 011, Face to Face	Main Campus - Fairfield	Fall 2017	05-SEP-2017	Evening Class	Gregory S	35	100.0	0.27	4.67	526.0	17.5	35	70.0
699, A, 80866, HED 002, DE	Main Campus - Fairfield	Fall 2017	05-SEP-2017	Unknown	Pearson-Bloom T	32	64.0	0.20	3.20	480.0	16.0	50	52.5
700, A, 80867, HED 002, DE	Main Campus - Fairfield	Fall 2017	05-SEP-2017	Unknown	Pearson-Bloom T	5	10.0	0.20	0.50	75.0	2.5	50	52.5
..0868, HIST 018, Face to Face	Vacaville Center	Fall 2017	05-SEP-2017	Day Class	Lan D	22	44.0	0.20	2.20	330.0	11.0	50	52.5
..869, MATH 012, Face to Face	Main Campus - Fairfield	Fall 2017	05-SEP-2017	Day Class	Donovan S	27	90.0	0.20	2.70	405.0	13.5	30	52.5
703, A, 80870, HED 002, DE	Main Campus - Fairfield	Fall 2017	20-OCT-2017	Unknown	Pearson-Bloom T	6	12.0	0.20	0.60	90.0	3.0	50	52.5
..0871, HIST 018, Face to Face	Main Campus - Fairfield	Fall 2017	05-SEP-2017	Evening Class	Findlay R	9	18.0	0.20	0.90	135.0	4.5	50	52.5
..872, MATH 012, Face to Face	Main Campus - Fairfield	Fall 2017	05-SEP-2017	Day Class	Donovan S	30	100.0	0.20	3.00	450.0	15.0	30	52.5
706, A, 80874, HED 003, DE	Main Campus - Fairfield	Fall 2017	05-SEP-2017	Unknown	Cain G	24	48.0	0.20	2.40	360.0	12.0	50	52.5
..0875, HIST 018, Face to Face	Vacaville Center	Fall 2017	05-SEP-2017	Evening Class	Schrumpf D	16	32.0	0.20	1.60	240.0	8.0	50	52.5
708, A, 80876, HED 003, DE	Main Campus - Fairfield	Fall 2017	20-OCT-2017	Unknown	Cain G	15	30.0	0.20	1.50	225.0	7.5	50	52.5
..877, MATH 020, Face to Face	Main Campus - Fairfield	Fall 2017	05-SEP-2017	Day Class	Allen D	22	62.9	0.33	3.74	337.0	11.2	35	89.3
..879, MATH 020, Face to Face	Main Campus - Fairfield	Fall 2017	05-SEP-2017	Day Class	Brewer K	11	31.4	0.33	2.04	184.0	6.1	35	89.3
..880, MATH 020, Face to Face	Main Campus - Fairfield	Fall 2017	05-SEP-2017	Day Class	Valch M	19	54.3	0.33	3.17	285.0	9.5	35	87.5
712, A, 80881, BIO 016, DE	Main Campus - Fairfield	Fall 2017	05-SEP-2017	Unknown	Moore R	24	48.0	0.20	2.40	360.0	12.0	50	52.5
..882, MATH 020, Face to Face	Main Campus - Fairfield	Fall 2017	05-SEP-2017	Evening Class	Purcell B	31	88.6	0.33	5.17	465.0	15.5	35	87.5
714, A, 80883, KINE 020V, DE	Main Campus - Fairfield	Fall 2017	05-SEP-2017	Unknown	Brown C	9	30.0	0.20	0.90	135.0	4.5	30	52.5
..884, MATH 021, Face to Face	Main Campus - Fairfield	Fall 2017	05-SEP-2017	Day Class	Conrad J	25	100.0	0.33	4.17	375.0	12.5	25	87.5
..0885, HIST 037, Face to Face	Vallejo Center	Fall 2017	05-SEP-2017	Day Class	Purdie R	31	77.5	0.20	3.10	465.0	15.5	40	52.5
..886, MUSC 013, Face to Face	Vacaville Center	Fall 2017	05-SEP-2017	Evening Class	Wesley A	15	30.0	0.20	1.50	225.0	7.5	50	52.5
718, A, 80887, KINE 057, DE	Main Campus - Fairfield	Fall 2017	23-AUG-2017	Unknown	Marks K	9	18.0	0.20	0.90	135.0	4.5	50	52.5
..888, MATH 021, Face to Face	Main Campus - Fairfield	Fall 2017	05-SEP-2017	Day Class	Valch M	6	24.0	0.33	1.02	92.0	3.1	25	89.3
..889, MATH 021, Face to Face	Main Campus - Fairfield	Fall 2017	05-SEP-2017	Day Class	Podkolzina S	12	48.0	0.33	2.00	180.0	6.0	25	87.5
..0890, HIST 037, Face to Face	Main Campus - Fairfield	Fall 2017	05-SEP-2017	Day Class	Purdie R	40	100.0	0.20	4.00	600.0	20.0	40	52.5
722, A, 80891, KINE 057, DE	Main Campus - Fairfield	Fall 2017	20-OCT-2017	Unknown	Marks K	1	2.0	0.20	0.10	15.0	0.5	50	52.5
..892, MATH 022, Face to Face	Main Campus - Fairfield	Fall 2017	05-SEP-2017	Day Class	Jian A	24	96.0	0.27	3.20	361.0	12.0	25	70.0
..0893, EMT 213, Face to Face	Main Campus - Fairfield	Fall 2017	10-SEP-2017	Day Class	TBD -	9	45.0	0.20	0.00	0.0	0.0	20	27.0
..0894, HIST 037, Face to Face	Vacaville Center	Fall 2017	05-SEP-2017	Day Class	Hopkins B	35	87.5	0.20	3.50	525.0	17.5	40	52.5

M Census Enroll, Avg % Fill Rate, FTEF, Total FTES, Median Efficiency, FTES/FTEF, Max Enrollm and Median Contact Hours broken down by Rank, Crn Status, Crn1, Course ID, Delivery Method (group), Campus, Semester Desc, Census Date1, Day/Extday Desc1 and Primary Instructor Crn1. Details are shown for Semester1. The data is filtered on Division, Subject Area, Honors Include and Crn Stat Desc1. The Division filter keeps 15 of 15 members. The Subject Area filter keeps 83 of 83 members. The Honors Include filter keeps Discard Honors and View Honors. The Crn Stat Desc1 filter keeps Active. The view is filtered on Semester Desc, Semester1, Course ID and Census Date1. The Semester Desc filter keeps Fall 2017 and Spring 2017. The Semester1 filter keeps Fall. The Course ID filter keeps 1,242 of 1,242 members. The Census Date1 filter keeps 1,168 of 1,168 members.

Detail List for Selected Cohort

Division: All
 Campus: All
 Delivery Method: None
 Discipline: All
 XList: None
 Course(s): All

Delivery Method (group)	Campus	Semester Desc	Census Date1	Day/Extday Desc1	Primary Instructor Crn1	M Census Enroll	Avg % Fill Rate	FTEF	Total FTES	Median Efficiency	FTES/FT..	Max Enrollm	Median Contact ..
..895, MUSC 013, Face to Face	Vallejo Center	Fall 2017	05-SEP-2017	Day Class	Ryder E	6	12.0	0.20	0.60	90.0	3.0	50	52.5
..0896, EMT 213, Face to Face	Main Campus - Fairfield	Fall 2017	05-NOV-2017	Day Class	TBD -	0	0.0	0.20	0.00	0.0	0.0	20	27.0
..0897, ART 021, Face to Face	Main Campus - Fairfield	Fall 2017	05-SEP-2017	Evening Class	Rubenstein A								
..80898, BIO 016, Face to Face	Vacaville Center	Fall 2017	05-SEP-2017	Evening Class	Paschal R	26	52.0	0.20	2.60	390.0	13.0	50	52.5
..899, MATH 022, Face to Face	Main Campus - Fairfield	Fall 2017	05-SEP-2017	Day Class	Martinelli W	25	100.0	0.27	3.33	376.0	12.5	25	70.0
..0900, ART 022, Face to Face	Main Campus - Fairfield	Fall 2017	05-SEP-2017	Evening Class	Rubenstein A	14	46.7	0.36	2.80	237.0	7.9	30	105.0
..901, MATH 023, Face to Face	Main Campus - Fairfield	Fall 2017	05-SEP-2017	Day Class	Conrad J	20	100.0	0.27	2.67	301.0	10.0	20	70.0
733, A, 80902, BIO 016, DE	Main Campus - Fairfield	Fall 2017	20-OCT-2017	Unknown	Staffero L	10	20.0	0.20	1.00	150.0	5.0	50	52.5
..903, MATH 030, Face to Face	Main Campus - Fairfield	Fall 2017	05-SEP-2017	Day Class	Brewer K	11	44.0	0.20	1.10	165.0	5.5	25	52.5
..904, MUSC 013, Face to Face	Vallejo Center	Fall 2017	05-SEP-2017	Evening Class	Sussman S	3	6.0	0.20	0.30	45.0	1.5	50	52.5
736, A, 80905, BIO 016, DE	Main Campus - Fairfield	Fall 2017	20-OCT-2017	Unknown	Staffero L	1	2.0	0.20	0.10	15.0	0.5	50	52.5
..0906, ART 020, Face to Face	Main Campus - Fairfield	Fall 2017	30-SEP-2017	Saturday	Pandone M	4	16.0	0.23	0.49	63.0	2.1	25	64.0
..907, MATH 030, Face to Face	Main Campus - Fairfield	Fall 2017	05-SEP-2017	Day Class	Jian A	8	32.0	0.20	0.80	120.0	4.0	25	52.5
..908, ATHL 022, Face to Face	Main Campus - Fairfield	Fall 2017	05-SEP-2017	Day Class	Walker J	5	20.0	0.42	1.58	113.0	3.8	25	166.3
..80909, BIO 016, Face to Face	Vallejo Center	Fall 2017	05-SEP-2017	Day Class	Riddell B	9	18.0	0.20	0.90	135.0	4.5	50	52.5
..80910, BIO 016, Face to Face	Main Campus - Fairfield	Fall 2017	05-SEP-2017	Day Class	Wiggins L	35	70.0	0.20	3.50	525.0	17.5	50	52.5
..911, MATH 030, Face to Face	Main Campus - Fairfield	Fall 2017	05-SEP-2017	Evening Class	Sturgeon L	11	44.0	0.20	1.10	165.0	5.5	25	52.5
..912, MATH 031, Face to Face	Main Campus - Fairfield	Fall 2017	05-SEP-2017	Day Class	Schmall C	15	60.0	0.20	1.50	225.0	7.5	25	52.5
..80914, BIO 016, Face to Face	Vacaville Center	Fall 2017	05-SEP-2017	Day Class	Farahnak F	12	24.0	0.20	1.20	180.0	6.0	50	52.5
..915, MATH 051, Face to Face	Main Campus - Fairfield	Fall 2017	05-SEP-2017	Day Class	Allen D	10	35.7	0.20	1.00	150.0	5.0	28	52.5
..80916, BIO 016, Face to Face	Vacaville Center	Fall 2017	05-SEP-2017	Day Class	Balsley S	5	10.0	0.20	0.50	75.0	2.5	50	52.5
..917, MATH 040, Face to Face	Main Campus - Fairfield	Fall 2017	05-SEP-2017	Day Class	Jian A	15	100.0	0.20	1.50	225.0	7.5	15	52.5
..918, MATH 051, Face to Face	Main Campus - Fairfield	Fall 2017	05-SEP-2017	Day Class	Allen D	13	46.4	0.20	1.30	195.0	6.5	28	52.5
..920, MATH 103, Face to Face	Main Campus - Fairfield	Fall 2017	05-SEP-2017	Day Class	Schmall C	16	64.0	0.20	1.60	240.0	8.0	25	52.5
..80921, BIO 016, Face to Face	Main Campus - Fairfield	Fall 2017	05-SEP-2017	Day Class	Molnar M	21	42.0	0.20	2.10	315.0	10.5	50	52.5
..922, MATH 103, Face to Face	Main Campus - Fairfield	Fall 2017	05-SEP-2017	Evening Class	TBD -	12	48.0	0.20	1.20	180.0	6.0	25	52.5
..0923, BIO 016L, Face to Face	Main Campus - Fairfield	Fall 2017	05-SEP-2017	Day Class	Molnar M	30	100.0	0.20	3.50	525.0	17.6	30	61.3
..924, MATH 104, Face to Face	Main Campus - Fairfield	Fall 2017	05-SEP-2017	Day Class	Valch M	23	65.7	0.33	3.91	352.0	11.7	35	89.3
..0925, ART 064, Face to Face	Main Campus - Fairfield	Fall 2017	05-SEP-2017	Day Class	Lorenz J	12	48.0	0.36	2.40	203.0	6.8	25	105.0

M Census Enroll, Avg % Fill Rate, FTEF, Total FTES, Median Efficiency, FTES/FTEF, Max Enrollm and Median Contact Hours broken down by Rank, Crn Status, Crn1, Course ID, Delivery Method (group), Campus, Semester Desc, Census Date1, Day/Extday Desc1 and Primary Instructor Crn1. Details are shown for Semester1. The data is filtered on Division, Subject Area, Honors Include and Crn Stat Desc1. The Division filter keeps 15 of 15 members. The Subject Area filter keeps 83 of 83 members. The Honors Include filter keeps Discard Honors and View Honors. The Crn Stat Desc1 filter keeps Active. The view is filtered on Semester Desc, Semester1, Course ID and Census Date1. The Semester Desc filter keeps Fall 2017 and Spring 2017. The Semester1 filter keeps Fall. The Course ID filter keeps 1,242 of 1,242 members. The Census Date1 filter keeps 1,168 of 1,168 members.

Detail List for Selected Cohort

Division: All
 Campus: All
 Delivery Method: None
 Discipline: All
 XList: None
 Course(s): All

Delivery Method (group)	Campus	Semester Desc	Census Date1	Day/Extday Desc1	Primary Instructor Crn1	M Census Enroll	Avg % Fill Rate	FTEF	Total FTES	Median Efficiency	FTES/FT..	Max Enrollm	Median Contact ..
..26, KINE 006E, Face to Face	Main Campus - Fairfield	Fall 2017	05-SEP-2017	Day Class	Marks K	10	27.8	0.15	0.83	167.0	5.6	36	43.8
..927, ART 045A, Face to Face	Main Campus - Fairfield	Fall 2017	05-SEP-2017	Evening Class	Smith R								
..929, MATH 104, Face to Face	Main Campus - Fairfield	Fall 2017	05-SEP-2017	Day Class	Rutaganira T	15	42.9	0.33	2.50	225.0	7.5	35	87.5
..930, ART 045A, Face to Face	Main Campus - Fairfield	Fall 2017	05-SEP-2017	Day Class	Smith R								
..931, MATH 104, Face to Face	Main Campus - Fairfield	Fall 2017	05-SEP-2017	Day Class	Martinelli W	34	97.1	0.33	5.67	511.0	17.0	35	87.5
..932, MATH 104, Face to Face	Main Campus - Fairfield	Fall 2017	05-SEP-2017	Day Class	Podkolzina S	11	31.4	0.67	1.72	78.0	2.6	35	82.3
..933, ART 045B, Face to Face	Main Campus - Fairfield	Fall 2017	05-SEP-2017	Evening Class	Smith R	9	37.5	0.36	1.80	152.0	5.1	24	105.0
..934, MATH 104, Face to Face	Main Campus - Fairfield	Fall 2017	05-SEP-2017	Day Class	Valch M	16	45.7	0.33	2.67	240.0	8.0	35	87.5
..935, ART 045B, Face to Face	Main Campus - Fairfield	Fall 2017	05-SEP-2017	Evening Class	Smith R	24	100.0	0.35	4.80	406.0	13.6	24	105.0
..936, MATH 104, Face to Face	Main Campus - Fairfield	Fall 2017	05-SEP-2017	Day Class	Martinelli W	35	100.0	0.33	5.83	526.0	17.5	35	87.5
..937, MATH 104, Face to Face	Main Campus - Fairfield	Fall 2017	05-SEP-2017	Evening Class	Podkolzina S	10	28.6	0.33	1.67	150.0	5.0	35	87.5
..80938, BIO 018, Face to Face	Main Campus - Fairfield	Fall 2017	05-SEP-2017	Day Class	Hefner-Gravink A	23	46.0	0.20	2.30	345.0	11.5	50	52.5
..939, MATH 104, Face to Face	Main Campus - Fairfield	Fall 2017	05-SEP-2017	Evening Class	Immel S	34	97.1	0.33	5.67	511.0	17.0	35	87.5
..80940, BIO 025, Face to Face	Vacaville Center	Fall 2017	05-SEP-2017	Day Class	Moore R	13	32.5	0.20	1.30	195.0	6.5	40	52.5
..0942, ART 046, Face to Face	Main Campus - Fairfield	Fall 2017	05-SEP-2017	Day Class	Smith R								
770, A, 80943, BIO 047, Other	Vacaville Center	Fall 2017	05-SEP-2017	Day Class	Moore R	0	0.0	0.00	0.00			5	
..945, KINE 004J, Face to Face	Main Campus - Fairfield	Fall 2017	05-SEP-2017	Day Class	Cain G	18	45.0	0.12	1.20	295.0	9.9	40	35.0
772, A, 80946, BIO 047, Other	Vacaville Center	Fall 2017	20-OCT-2017	Day Class	Moore R	0	0.0	0.00				5	
..951, MATH 310, Face to Face	Main Campus - Fairfield	Fall 2017	05-SEP-2017	Day Class	Wai N	14	56.0	0.20	1.40	210.0	7.0	25	52.5
..952, MATH 310, Face to Face	Main Campus - Fairfield	Fall 2017	05-SEP-2017	Day Class	Zhiv D	10	40.0	0.20	1.00	150.0	5.0	25	52.5
..953, MATH 310, Face to Face	Main Campus - Fairfield	Fall 2017	05-SEP-2017	Day Class	Gunther S	12	48.0	0.20	1.20	180.0	6.0	25	52.5
..954, MATH 310, Face to Face	Main Campus - Fairfield	Fall 2017	05-SEP-2017	Evening Class	Fioritto C	7	28.0	0.20	0.70	105.0	3.5	25	52.5
777, A, 80967, BIO 049, Other	Vacaville Center	Fall 2017	05-SEP-2017	Day Class	Moore R	0	0.0	0.00	0.00			5	
..71, MATH 330A, Face to Face	Main Campus - Fairfield	Fall 2017	05-SEP-2017	Day Class	TBD -	0	0.0	0.20	0.00	0.0	0.0	40	52.5
..72, MATH 330A, Face to Face	Main Campus - Fairfield	Fall 2017	05-SEP-2017	Day Class	Zheng B	24	60.0	0.20	2.40	360.0	12.0	40	52.5
780, A, 80973, BIO 099, Other	Main Campus - Fairfield	Fall 2017	05-SEP-2017	Day Class	Itaya P	0	0.0	0.00				5	
781, A, 80974, BIO 099, Other	Main Campus - Fairfield	Fall 2017	05-SEP-2017	Day Class	Young M	0	0.0	0.00				5	
..75, MATH 330B, Face to Face	Main Campus - Fairfield	Fall 2017	05-SEP-2017	Day Class	Melkonyan G	6	15.0	0.20	0.60	90.0	3.0	40	52.5
783, A, 80976, BIO 099, Other	Main Campus - Fairfield	Fall 2017	05-SEP-2017	Day Class	Word J	0	0.0	0.00				5	

M Census Enroll, Avg % Fill Rate, FTEF, Total FTES, Median Efficiency, FTES/FTEF, Max Enrollm and Median Contact Hours broken down by Rank, Crn Status, Crn1, Course ID, Delivery Method (group), Campus, Semester Desc, Census Date1, Day/Extday Desc1 and Primary Instructor Crn1. Details are shown for Semester1. The data is filtered on Division, Subject Area, Honors Include and Crn Stat Desc1. The Division filter keeps 15 of 15 members. The Subject Area filter keeps 83 of 83 members. The Honors Include filter keeps Discard Honors and View Honors. The Crn Stat Desc1 filter keeps Active. The view is filtered on Semester Desc, Semester1, Course ID and Census Date1. The Semester Desc filter keeps Fall 2017 and Spring 2017. The Semester1 filter keeps Fall. The Course ID filter keeps 1,242 of 1,242 members. The Census Date1 filter keeps 1,168 of 1,168 members.

Detail List for Selected Cohort

Division: All
 Campus: All
 Delivery Method: None
 Discipline: All
 XList: None
 Course(s): All

Delivery Method (group)	Campus	Semester Desc	Census Date1	Day/Extday Desc1	Primary Instructor Crn1	M Census Enroll	Avg % Fill Rate	FTEF	Total FTES	Median Efficiency	FTES/FT..	Max Enrollm	Median Contact ..
784, A, 80977, BIO 099, Other	Main Campus - Fairfield	Fall 2017	05-SEP-2017	Day Class	Molnar M	0	0.0	0.00				5	
785, A, 80978, BIO 099, Other	Vacaville Center	Fall 2017	05-SEP-2017	Day Class	Moore R	0	0.0	0.00				5	
..0979, ESL 094, Face to Face	Main Campus - Fairfield	Fall 2017	05-SEP-2017	Day Class	Reeve M	15	60.0	0.40	3.00	225.0	7.5	25	105.0
..0980, ESL 334, Face to Face	Main Campus - Fairfield	Fall 2017	05-SEP-2017	Day Class	Reeve M	4	16.0	0.40	0.80	60.0	2.0	25	105.0
..0981, ESL 077, Face to Face	Main Campus - Fairfield	Fall 2017	05-SEP-2017	Day Class	Tolliver R								
..0982, ESL 373, Face to Face	Main Campus - Fairfield	Fall 2017	05-SEP-2017	Day Class	Tolliver R	1	3.3	0.20	0.10	15.0	0.5	30	52.5
..84, KINE 006E, Face to Face	Main Campus - Fairfield	Fall 2017	05-SEP-2017	Day Class	Cain G	16	44.4	0.15	1.33	267.0	8.9	36	43.8
..86, COMM 001, Face to Face	Main Campus - Fairfield	Fall 2017	05-SEP-2017	Day Class	East E	25	100.0	0.20	2.50	375.0	12.5	25	52.5
..87, COMM 001, Face to Face	Main Campus - Fairfield	Fall 2017	05-SEP-2017	Day Class	East E	25	100.0	0.20	2.50	375.0	12.5	25	52.5
..88, COMM 001, Face to Face	Main Campus - Fairfield	Fall 2017	05-SEP-2017	Day Class	East E	25	100.0	0.20	2.50	375.0	12.5	25	52.5
..89, COMM 001, Face to Face	Main Campus - Fairfield	Fall 2017	05-SEP-2017	Day Class	East E	25	100.0	0.20	2.50	375.0	12.5	25	52.5
..90, COMM 001, Face to Face	Main Campus - Fairfield	Fall 2017	05-SEP-2017	Day Class	East E	25	100.0	0.20	2.50	375.0	12.5	25	52.5
..91, COMM 001, Face to Face	Main Campus - Fairfield	Fall 2017	05-SEP-2017	Day Class	Petero A	21	84.0	0.20	2.10	315.0	10.5	25	52.5
..0992, ESL 074, Face to Face	Main Campus - Fairfield	Fall 2017	05-SEP-2017	Day Class	Woodward H	4	16.0	0.40	0.80	60.0	2.0	25	105.0
..95, KINE 020A, Face to Face	Main Campus - Fairfield	Fall 2017	05-SEP-2017	Day Class	Cardinal J	17	34.0	0.20	1.70	255.0	8.5	50	52.5
..96, COMM 001, Face to Face	Vacaville Center	Fall 2017	05-SEP-2017	Evening Class	Dwiggins-Beeler R	23	92.0	0.20	2.30	345.0	11.5	25	52.5
..97, KINE 005M, Face to Face	Main Campus - Fairfield	Fall 2017	05-SEP-2017	Evening Class	Bales T								
..98, COMM 001, Face to Face	Main Campus - Fairfield	Fall 2017	21-AUG-2017	Day Class	East E	20	80.0	0.20	2.01	302.0	10.1	25	52.8
..99, KINE 005N, Face to Face	Main Campus - Fairfield	Fall 2017	05-SEP-2017	Evening Class	Bales T	5	16.7	0.20	0.50	73.0	2.5	30	52.5
..00, COMM 001, Face to Face	Main Campus - Fairfield	Fall 2017	18-OCT-2017	Day Class	East E	6	24.0	0.20	0.60	91.0	3.0	25	52.8
..01, KINE 006C, Face to Face	Vacaville Center	Fall 2017	05-SEP-2017	Day Class	Nagle J	13	43.3	0.17	1.30	227.0	7.6	30	52.5
..02, COMM 001, Face to Face	Main Campus - Fairfield	Fall 2017	05-SEP-2017	Day Class	Turney N	14	56.0	0.20	1.40	210.0	7.0	25	52.5
..03, COMM 001, Face to Face	Main Campus - Fairfield	Fall 2017	05-SEP-2017	Day Class	Petero A	6	24.0	0.20	0.60	90.0	3.0	25	52.5
..07, COMM 002, Face to Face	Main Campus - Fairfield	Fall 2017	05-SEP-2017	Day Class	Mungin D	22	88.0	0.20	2.20	330.0	11.0	25	52.5
..08, COMM 006, Face to Face	Main Campus - Fairfield	Fall 2017	05-SEP-2017	Day Class	Mungin D	18	72.0	0.20	1.80	270.0	9.0	25	52.5
..09, COMM 006, Face to Face	Main Campus - Fairfield	Fall 2017	05-SEP-2017	Day Class	Mungin D	20	80.0	0.20	2.00	300.0	10.0	25	52.5
..10, COMM 010, Face to Face	Main Campus - Fairfield	Fall 2017	05-SEP-2017	Day Class	East E	24	96.0	0.20	2.40	360.0	12.0	25	52.5
..11, COMM 012, Face to Face	Main Campus - Fairfield	Fall 2017	05-SEP-2017	Day Class	Whitesell J	24	96.0	0.20	2.40	360.0	12.0	25	52.5
..12, COMM 050, Face to Face	Main Campus - Fairfield	Fall 2017	05-SEP-2017	Day Class	Mungin D								

M Census Enroll, Avg % Fill Rate, FTEF, Total FTES, Median Efficiency, FTES/FTEF, Max Enrollm and Median Contact Hours broken down by Rank, Crn Status, Crn1, Course ID, Delivery Method (group), Campus, Semester Desc, Census Date1, Day/Extday Desc1 and Primary Instructor Crn1. Details are shown for Semester1. The data is filtered on Division, Subject Area, Honors Include and Crn Stat Desc1. The Division filter keeps 15 of 15 members. The Subject Area filter keeps 83 of 83 members. The Honors Include filter keeps Discard Honors and View Honors. The Crn Stat Desc1 filter keeps Active. The view is filtered on Semester Desc, Semester1, Course ID and Census Date1. The Semester Desc filter keeps Fall 2017 and Spring 2017. The Semester1 filter keeps Fall. The Course ID filter keeps 1,242 of 1,242 members. The Census Date1 filter keeps 1,168 of 1,168 members.

Detail List for Selected Cohort

Divsion: All
 Campus: All
 Delivery Method: None
 Discipline: All
 XList: None
 Course(s): All

Delivery Method (group)	Campus	Semester Desc	Census Date1	Day/Extday Desc1	Primary Instructor Crn1	M Census Enroll	Avg % Fill Rate	FTEF	Total FTES	Median Efficiency	FTES/FT..	Max Enrollm	Median Contact ..
..13, COMM 050, Face to Face	Main Campus - Fairfield	Fall 2017	14-NOV-2017	Day Class	Mungin D								
..14, COMM 050, Face to Face	Main Campus - Fairfield	Fall 2017	14-NOV-2017	Day Class	Mungin D								
..15, COMM 050, Face to Face	Main Campus - Fairfield	Fall 2017	14-NOV-2017	Day Class	Mungin D	3	8.6	0.47	0.03	2.0	0.1	35	180.0
..16, COMM 001, Face to Face	Main Campus - Fairfield	Fall 2017	05-SEP-2017	Day Class	Mungin D	9	36.0	0.20	0.90	135.0	4.5	25	52.5
..17, COMM 001, Face to Face	Main Campus - Fairfield	Fall 2017	05-SEP-2017	Evening Class	Petero A	22	88.0	0.20	2.20	330.0	11.0	25	52.5
..18, COMM 001, Face to Face	Main Campus - Fairfield	Fall 2017	05-SEP-2017	Day Class	Turney N	21	84.0	0.20	2.10	315.0	10.5	25	52.5
..19, COMM 001, Face to Face	Main Campus - Fairfield	Fall 2017	05-SEP-2017	Day Class	Poff G	17	68.0	0.20	1.70	255.0	8.5	25	52.5
..20, COMM 001, Face to Face	Main Campus - Fairfield	Fall 2017	05-SEP-2017	Evening Class	Perez J	10	40.0	0.20	1.00	150.0	5.0	25	52.5
..21, COMM 050, Face to Face	Main Campus - Fairfield	Fall 2017	05-SEP-2017	Day Class	Whitesell J								
..22, COMM 050, Face to Face	Main Campus - Fairfield	Fall 2017	14-NOV-2017	Day Class	Whitesell J								
..23, COMM 050, Face to Face	Main Campus - Fairfield	Fall 2017	14-NOV-2017	Day Class	Whitesell J								
..24, COMM 050, Face to Face	Main Campus - Fairfield	Fall 2017	14-NOV-2017	Day Class	Whitesell J	5	14.3	0.47	0.10	6.0	0.2	35	180.0
..5, COMM 075A, Face to Face	Main Campus - Fairfield	Fall 2017	08-NOV-2017	Day Class	Poff G	6	24.0	0.35	0.00	0.0	0.0	25	102.0
..6, COMM 080A, Face to Face	Main Campus - Fairfield	Fall 2017	13-NOV-2017	Day Class	Poff G	4	16.0	0.35	0.00	0.0	0.0	25	102.0
..027, SPAN 003, Face to Face	Main Campus - Fairfield	Fall 2017	05-SEP-2017	Day Class	Jacobo I	13	52.0	0.33	2.17	195.0	6.5	25	87.5
..028, SPAN 004, Face to Face	Main Campus - Fairfield	Fall 2017	05-SEP-2017	Day Class	Abel-Quintero M	4	13.3	0.33	0.67	60.0	2.0	30	87.5
..029, SPAN 032, Face to Face	Main Campus - Fairfield	Fall 2017	05-SEP-2017	Day Class	Rodriguez E	9	30.0	0.20	0.90	135.0	4.5	30	52.5
..30, KINE 002A, Face to Face	Main Campus - Fairfield	Fall 2017	05-SEP-2017	Day Class	Parrish S	8	33.3	0.17	0.80	140.0	4.7	24	52.5
..31, KINE 005M, Face to Face	Main Campus - Fairfield	Fall 2017	05-SEP-2017	Day Class	Cardinal J	6	20.0	0.17	0.60	105.0	3.5	30	52.5
..32, KINE 005M, Face to Face	Main Campus - Fairfield	Fall 2017	05-SEP-2017	Day Class	Marks K	3	10.0	0.12	0.30	78.0	2.6	30	52.5
..033, JOUR 001, Face to Face	Main Campus - Fairfield	Fall 2017	05-SEP-2017	Day Class	Dorger S	11	36.7	0.20	1.10	165.0	5.5	30	52.5
..034, JOUR 011, Face to Face	Main Campus - Fairfield	Fall 2017	05-SEP-2017	Day Class	Saveri G	15	42.9	0.20	1.50	225.0	7.5	35	52.5
..37, COMM 001, Face to Face	Main Campus - Fairfield	Fall 2017	05-SEP-2017	Day Class	Turney N	9	36.0	0.20	0.90	135.0	4.5	25	52.5
836, A, 81040, LR 010, DE	Main Campus - Fairfield	Fall 2017	20-OCT-2017	Unknown	Frey A	0	0.0	0.07	0.00	0.0	0.0	30	17.5
837, A, 81041, LR 010, DE	Main Campus - Fairfield	Fall 2017	23-AUG-2017	Unknown	Thomas L	7	23.3	0.07	0.23	106.0	3.5	30	17.5
838, A, 81042, LR 010, DE	Main Campus - Fairfield	Fall 2017	23-AUG-2017	Unknown	Smith L	9	30.0	0.07	0.30	136.0	4.5	30	17.5
839, A, 81043, LR 010, DE	Main Campus - Fairfield	Fall 2017	05-SEP-2017	Unknown	Denen J	30	100.0	0.07	1.00	455.0	15.2	30	17.5
840, A, 81044, LR 010, DE	Main Campus - Fairfield	Fall 2017	05-SEP-2017	Unknown	Denen J	28	93.3	0.07	0.93	424.0	14.1	30	17.5
841, A, 81045, LR 010, DE	Main Campus - Fairfield	Fall 2017	05-SEP-2017	Unknown	Rotenberg S	30	100.0	0.07	1.00	455.0	15.2	30	17.5

M Census Enroll, Avg % Fill Rate, FTEF, Total FTES, Median Efficiency, FTES/FTEF, Max Enrollm and Median Contact Hours broken down by Rank, Crn Status, Crn1, Course ID, Delivery Method (group), Campus, Semester Desc, Census Date1, Day/Extday Desc1 and Primary Instructor Crn1. Details are shown for Semester1. The data is filtered on Division, Subject Area, Honors Include and Crn Stat Desc1. The Division filter keeps 15 of 15 members. The Subject Area filter keeps 83 of 83 members. The Honors Include filter keeps Discard Honors and View Honors. The Crn Stat Desc1 filter keeps Active. The view is filtered on Semester Desc, Semester1, Course ID and Census Date1. The Semester Desc filter keeps Fall 2017 and Spring 2017. The Semester1 filter keeps Fall. The Course ID filter keeps 1,242 of 1,242 members. The Census Date1 filter keeps 1,168 of 1,168 members.

Detail List for Selected Cohort

Division: All
 Campus: All
 Delivery Method: None
 Discipline: All
 XList: None
 Course(s): All

Delivery Method (group)	Campus	Semester Desc	Census Date1	Day/Extday Desc1	Primary Instructor Crn1	M Census Enroll	Avg % Fill Rate	FTEF	Total FTES	Median Efficiency	FTES/FT..	Max Enrollm	Median Contact ..
842, A, 81046, LR 010, DE	Main Campus - Fairfield	Fall 2017	05-SEP-2017	Unknown	Fuller R	29	96.7	0.07	0.97	439.0	14.6	30	17.5
843, A, 81047, LR 010, DE	Main Campus - Fairfield	Fall 2017	05-SEP-2017	Unknown	Thomas L	29	96.7	0.07	0.97	439.0	14.6	30	17.5
844, A, 81048, LR 010, DE	Main Campus - Fairfield	Fall 2017	05-SEP-2017	Unknown	Duane E	18	60.0	0.07	0.60	273.0	9.1	30	17.5
845, A, 81049, LR 010, DE	Main Campus - Fairfield	Fall 2017	05-SEP-2017	Unknown	Tedone D	17	56.7	0.07	0.57	258.0	8.6	30	17.5
846, A, 81050, LR 010, DE	Main Campus - Fairfield	Fall 2017	05-SEP-2017	Unknown	Madigan T	17	56.7	0.07	0.60	273.0	9.1	30	17.5
847, A, 81051, LR 010, DE	Main Campus - Fairfield	Fall 2017	05-SEP-2017	Unknown	Scolari J	26	86.7	0.07	0.87	394.0	13.1	30	17.5
848, A, 81052, LR 010, DE	Main Campus - Fairfield	Fall 2017	05-SEP-2017	Unknown	Scolari J	30	100.0	0.07	1.00	455.0	15.2	30	17.5
849, A, 81053, LR 010, DE	Main Campus - Fairfield	Fall 2017	05-SEP-2017	Unknown	Luce K	28	93.3	0.07	0.93	424.0	14.1	30	17.5
850, A, 81054, LR 010, DE	Main Campus - Fairfield	Fall 2017	05-SEP-2017	Unknown	Fink M	7	23.3	0.07	0.23	106.0	3.5	30	17.5
851, A, 81055, LR 010, DE	Main Campus - Fairfield	Fall 2017	05-SEP-2017	Unknown	Varelas-Bojnowsk..	18	60.0	0.07	0.60	273.0	9.1	30	17.5
852, A, 81056, LR 010, DE	Main Campus - Fairfield	Fall 2017	05-SEP-2017	Unknown	Fink M	3	10.0	0.07	0.10	45.0	1.5	30	17.5
853, A, 81057, LR 010, DE	Main Campus - Fairfield	Fall 2017	05-SEP-2017	Unknown	Fuller R	27	90.0	0.07	0.90	409.0	13.6	30	17.5
854, A, 81058, LR 010, DE	Main Campus - Fairfield	Fall 2017	05-SEP-2017	Unknown	Denen J	19	63.3	0.07	0.63	288.0	9.6	30	17.5
855, A, 81059, LR 010, DE	Main Campus - Fairfield	Fall 2017	05-SEP-2017	Unknown	Madigan T	30	100.0	0.07	1.00	455.0	15.2	30	17.5
856, A, 81060, LR 010, DE	Main Campus - Fairfield	Fall 2017	05-SEP-2017	Unknown	Fuller R	15	50.0	0.07	0.50	227.0	7.6	30	17.5
857, A, 81061, LR 010, DE	Main Campus - Fairfield	Fall 2017	05-SEP-2017	Unknown	Varelas-Bojnowsk..	5	16.7	0.07	0.17	76.0	2.5	30	17.5
858, A, 81062, LR 010, DE	Main Campus - Fairfield	Fall 2017	05-SEP-2017	Unknown	Fuller R	15	50.0	0.07	0.50	227.0	7.6	30	17.5
859, A, 81063, LR 010, DE	Main Campus - Fairfield	Fall 2017	05-SEP-2017	Unknown	Scolari J	30	100.0	0.07	1.00	455.0	15.2	30	17.5
860, A, 81064, LR 010, DE	Main Campus - Fairfield	Fall 2017	05-SEP-2017	Unknown	Rotenberg S	18	60.0	0.07	0.60	273.0	9.1	30	17.5
861, A, 81065, LR 010, DE	Main Campus - Fairfield	Fall 2017	05-SEP-2017	Unknown	Fuller R	4	13.3	0.07	0.13	61.0	2.0	30	17.5
862, A, 81066, LR 010, DE	Main Campus - Fairfield	Fall 2017	05-SEP-2017	Unknown	Thomas L	28	93.3	0.07	0.93	424.0	14.1	30	17.5
863, A, 81067, LR 010, DE	Main Campus - Fairfield	Fall 2017	05-SEP-2017	Unknown	Luce K	9	30.0	0.07	0.30	136.0	4.5	30	17.5
864, A, 81068, LR 010, DE	Main Campus - Fairfield	Fall 2017	05-SEP-2017	Unknown	Tedone D	0	0.0	0.07	0.00	0.0	0.0	30	17.5
865, A, 81069, LR 010, DE	Main Campus - Fairfield	Fall 2017	05-SEP-2017	Unknown	Luce K	5	16.7	0.07	0.17	76.0	2.5	30	17.5
866, A, 81070, LR 010, DE	Main Campus - Fairfield	Fall 2017	05-SEP-2017	Unknown	Richardson A	29	96.7	0.07	0.97	439.0	14.6	30	17.5
867, A, 81071, LR 010, DE	Main Campus - Fairfield	Fall 2017	05-SEP-2017	Unknown	Richardson A	30	100.0	0.07	1.00	455.0	15.2	30	17.5
868, A, 81072, LR 010, DE	Main Campus - Fairfield	Fall 2017	05-SEP-2017	Unknown	Lawson A	28	93.3	0.07	0.93	424.0	14.1	30	17.5
869, A, 81073, LR 010, DE	Main Campus - Fairfield	Fall 2017	05-SEP-2017	Unknown	Duane E	4	13.3	0.07	0.13	61.0	2.0	30	17.5
870, A, 81074, LR 010, DE	Main Campus - Fairfield	Fall 2017	05-SEP-2017	Unknown	Rotenberg S	6	20.0	0.07	0.20	91.0	3.0	30	17.5

M Census Enroll, Avg % Fill Rate, FTEF, Total FTES, Median Efficiency, FTES/FTEF, Max Enrollm and Median Contact Hours broken down by Rank, Crn Status, Crn1, Course ID, Delivery Method (group), Campus, Semester Desc, Census Date1, Day/Extday Desc1 and Primary Instructor Crn1. Details are shown for Semester1. The data is filtered on Division, Subject Area, Honors Include and Crn Stat Desc1. The Division filter keeps 15 of 15 members. The Subject Area filter keeps 83 of 83 members. The Honors Include filter keeps Discard Honors and View Honors. The Crn Stat Desc1 filter keeps Active. The view is filtered on Semester Desc, Semester1, Course ID and Census Date1. The Semester Desc filter keeps Fall 2017 and Spring 2017. The Semester1 filter keeps Fall. The Course ID filter keeps 1,242 of 1,242 members. The Census Date1 filter keeps 1,168 of 1,168 members.

Detail List for Selected Cohort

Division: All
 Campus: All
 Delivery Method: None
 Discipline: All
 XList: None
 Course(s): All

Delivery Method (group)	Campus	Semester Desc	Census Date1	Day/Extday Desc1	Primary Instructor Crn1	M Census Enroll	Avg % Fill Rate	FTEF	Total FTES	Median Efficiency	FTES/FT..	Max Enrollm	Median Contact ..
871, A, 81075, LR 010, DE	Main Campus - Fairfield	Fall 2017	05-SEP-2017	Unknown	Thomas L	23	76.7	0.07	0.77	348.0	11.6	30	17.5
872, A, 81077, LR 010, DE	Main Campus - Fairfield	Fall 2017	05-SEP-2017	Unknown	Scolari J	5	16.7	0.07	0.17	76.0	2.5	30	17.5
..1078, BUS 005, Face to Face	Main Campus - Fairfield	Fall 2017	05-SEP-2017	Day Class	Watkins S	13	32.5	0.20	1.30	195.0	6.5	40	52.5
..1079, BUS 018, Face to Face	Main Campus - Fairfield	Fall 2017	05-SEP-2017	Day Class	Anderson K	31	77.5	0.20	3.10	465.0	15.5	40	52.5
..1080, BUS 092, Face to Face	Main Campus - Fairfield	Fall 2017	05-SEP-2017	Day Class	Slaton L	15	37.5	0.20	1.50	225.0	7.5	40	52.5
..., 81081, CJ 001, Face to Face	Main Campus - Fairfield	Fall 2017	05-SEP-2017	Day Class	Twitchell K	16	32.0	0.20	1.60	240.0	8.0	50	52.5
..., 81082, CJ 001, Face to Face	Main Campus - Fairfield	Fall 2017	05-SEP-2017	Day Class	Nordin S	11	22.0	0.20	1.20	180.0	6.0	50	52.5
..083, ENGL 001, Face to Face	Main Campus - Fairfield	Fall 2017	05-SEP-2017	Day Class	Kaplan L	8	26.7	0.27	1.07	120.0	4.0	30	70.0
879, A, 81084, CJ 001, DE	Vallejo Center	Fall 2017	05-SEP-2017	Unknown	Nordin S	50	100.0	0.20	5.00	750.0	25.0	50	52.5
..., 81085, CJ 001, Face to Face	Main Campus - Fairfield	Fall 2017	05-SEP-2017	Day Class	Nordin S	25	50.0	0.20	2.50	375.0	12.5	50	52.5
..., 81086, CJ 001, Face to Face	Main Campus - Fairfield	Fall 2017	05-SEP-2017	Day Class	Goodwin M	21	42.0	0.20	2.10	315.0	10.5	50	52.5
..., 81087, CJ 001, Face to Face	Vacaville Center	Fall 2017	05-SEP-2017	Day Class	Goldberg E	18	36.0	0.20	1.80	270.0	9.0	50	52.5
..., 81088, CJ 002, Face to Face	Main Campus - Fairfield	Fall 2017	05-SEP-2017	Day Class	Goodwin M	20	40.0	0.20	2.00	300.0	10.0	50	52.5
..1089, ASL 046, Face to Face	Vacaville Center	Fall 2017	05-SEP-2017	Saturday	Ferris-Quesada P	19	95.0	0.20	1.90	285.0	9.5	20	52.5
885, A, 81090, CJ 002, DE	Vallejo Center	Fall 2017	05-SEP-2017	Unknown	Nordin S	50	100.0	0.20	5.00	750.0	25.0	50	52.5
..091, NURS 103, Face to Face	Vallejo Center	Fall 2017	16-SEP-2017	Day Class	Kargbo M	9	30.0	1.04	0.00	0.0	0.0	30	112.8
..., 81092, CJ 011, Face to Face	Main Campus - Fairfield	Fall 2017	05-SEP-2017	Day Class	Goodwin M	16	40.0	0.20	1.60	240.0	8.0	40	52.5
..., 81093, CJ 051, Face to Face	Main Campus - Fairfield	Fall 2017	05-SEP-2017	Day Class	Nordin S	14	35.0	0.20	1.40	210.0	7.0	40	52.5
..., 81094, CJ 051, Face to Face	Main Campus - Fairfield	Fall 2017	05-SEP-2017	Day Class	Nordin S	22	55.0	0.20	2.20	330.0	11.0	40	52.5
..., 81095, CJ 052, Face to Face	Main Campus - Fairfield	Fall 2017	05-SEP-2017	Day Class	Goodwin M	13	43.3	0.20	1.30	195.0	6.5	30	52.5
..., 81096, CJ 053, Face to Face	Main Campus - Fairfield	Fall 2017	05-SEP-2017	Day Class	Goodwin M	9	18.0	0.20	0.90	135.0	4.5	50	52.5
..97, COMM 001, Face to Face	Main Campus - Fairfield	Fall 2017	05-SEP-2017	Day Class	Poff G	24	96.0	0.20	2.40	360.0	12.0	25	52.5
..., 81098, CJ 053, Face to Face	Vacaville Center	Fall 2017	05-SEP-2017	Day Class	Goldberg E	6	12.0	0.20	0.60	90.0	3.0	50	52.5
..., 81099, CJ 056, Face to Face	Main Campus - Fairfield	Fall 2017	05-SEP-2017	Day Class	Twitchell K	14	35.0	0.20	1.40	210.0	7.0	40	52.5
..00, COMM 001, Face to Face	Main Campus - Fairfield	Fall 2017	05-SEP-2017	Day Class	Poff G	24	96.0	0.20	2.40	360.0	12.0	25	52.5
..102, NURS 111, Face to Face	Main Campus - Fairfield	Fall 2017	05-SEP-2017	Day Class	Hannigan B	15	42.9	0.20	1.50	225.0	7.5	35	52.5
..03, COMM 001, Face to Face	Vacaville Center	Fall 2017	05-SEP-2017	Day Class	Whitesell J	23	92.0	0.20	2.30	345.0	11.5	25	52.5
..., 81104, CJ 057, Face to Face	Main Campus - Fairfield	Fall 2017	05-SEP-2017	Day Class	Goldberg E	13	32.5	0.20	1.30	195.0	6.5	40	52.5
..., 81105, CJ 058, Face to Face	Main Campus - Fairfield	Fall 2017	05-SEP-2017	Day Class	Nordin S	16	40.0	0.20	1.60	240.0	8.0	40	52.5

M Census Enroll, Avg % Fill Rate, FTEF, Total FTES, Median Efficiency, FTES/FTEF, Max Enrollm and Median Contact Hours broken down by Rank, Crn Status, Crn1, Course ID, Delivery Method (group), Campus, Semester Desc, Census Date1, Day/Extday Desc1 and Primary Instructor Crn1. Details are shown for Semester1. The data is filtered on Division, Subject Area, Honors Include and Crn Stat Desc1. The Division filter keeps 15 of 15 members. The Subject Area filter keeps 83 of 83 members. The Honors Include filter keeps Discard Honors and View Honors. The Crn Stat Desc1 filter keeps Active. The view is filtered on Semester Desc, Semester1, Course ID and Census Date1. The Semester Desc filter keeps Fall 2017 and Spring 2017. The Semester1 filter keeps Fall. The Course ID filter keeps 1,242 of 1,242 members. The Census Date1 filter keeps 1,168 of 1,168 members.

Detail List for Selected Cohort

Division: All
 Campus: All
 Delivery Method: None
 Discipline: All
 XList: None
 Course(s): All

Delivery Method (group)	Campus	Semester Desc	Census Date1	Day/Extday Desc1	Primary Instructor Crn1	M Census Enroll	Avg % Fill Rate	FTEF	Total FTES	Median Efficiency	FTES/FT..	Max Enrollm	Median Contact ..
..106, MUSC 001, Face to Face	Main Campus - Fairfield	Fall 2017	05-SEP-2017	Day Class	Yumae T	11	27.5	0.27	1.47	165.0	5.5	40	70.0
901, A, 81107, CJ 059, DE	Vallejo Center	Fall 2017	05-SEP-2017	Unknown	Nordin S	22	55.0	0.20	2.20	330.0	11.0	40	52.5
902, A, 81108, LR 010, DE	Main Campus - Fairfield	Fall 2017	05-SEP-2017	Unknown	Rotenberg S	8	26.7	0.07	0.27	121.0	4.0	30	17.5
903, A, 81109, MUSC 008, DE	Main Campus - Fairfield	Fall 2017	05-SEP-2017	Unknown	Yumae T	12	20.0	0.20	1.20	180.0	6.0	60	52.5
..110, MUSC 003, Face to Face	Main Campus - Fairfield	Fall 2017	05-SEP-2017	Day Class	Reilly M	5	16.7	0.27	0.67	75.0	2.5	30	70.0
..111, MUSC 005, Face to Face	Main Campus - Fairfield	Fall 2017	05-SEP-2017	Day Class	Juliano K	17	42.5	0.20	1.70	255.0	8.5	40	52.5
906, A, 81112, MUSC 005, DE	Main Campus - Fairfield	Fall 2017	05-SEP-2017	Unknown	McLean M	18	45.0	0.20	1.80	270.0	9.0	40	52.5
907, A, 81113, MUSC 008, DE	Main Campus - Fairfield	Fall 2017	05-SEP-2017	Unknown	McLean M	8	13.3	0.20	0.80	120.0	4.0	60	52.5
908, A, 81114, MUSC 008, DE	Main Campus - Fairfield	Fall 2017	05-SEP-2017	Unknown	Mikolajcik W	60	100.0	0.20	6.00	900.0	30.0	60	52.5
..116, CDFS 038, Face to Face	Main Campus - Fairfield	Fall 2017	05-SEP-2017	Evening Class	Jones N	22	62.9	0.20	2.20	330.0	11.0	35	52.5
..117, KINE 007F, Face to Face	Main Campus - Fairfield	Fall 2017	05-SEP-2017	Day Class	Parrish S	13	52.0	0.17	1.30	227.0	7.6	25	52.5
..118, MUSC 011, Face to Face	Main Campus - Fairfield	Fall 2017	13-NOV-2017	Day Class	Knight J								
..19, KINE 020S, Face to Face	Main Campus - Fairfield	Fall 2017	05-SEP-2017	Day Class	Parrish S	18	60.0	0.20	1.80	270.0	9.0	30	52.5
..1121, BIOT 001, Face to Face	Vacaville Center	Fall 2017	05-SEP-2017	Evening Class	Re E	37	74.0	0.20	3.70	555.0	18.5	50	52.5
..1124, BIOT 062, Face to Face	Vacaville Center	Fall 2017	05-SEP-2017	Day Class	Re E	24	100.0	0.47	6.40	412.0	13.7	24	140.0
..126, MUSC 013, Face to Face	Main Campus - Fairfield	Fall 2017	05-SEP-2017	Day Class	Juliano K	12	24.0	0.20	1.20	180.0	6.0	50	52.5
..127, MUSC 013, Face to Face	Main Campus - Fairfield	Fall 2017	05-SEP-2017	Day Class	Knight J	10	20.0	0.20	1.00	150.0	5.0	50	52.5
917, A, 81128, MUSC 013, DE	Main Campus - Fairfield	Fall 2017	05-SEP-2017	Unknown	Mikolajcik W	50	100.0	0.20	5.00	750.0	25.0	50	52.5
918, A, 81129, MUSC 013, DE	Main Campus - Fairfield	Fall 2017	05-SEP-2017	Unknown	Mikolajcik W	50	100.0	0.20	5.00	750.0	25.0	50	52.5
..130, MUSC 013, Face to Face	Main Campus - Fairfield	Fall 2017	05-SEP-2017	Day Class	Reilly M	9	18.0	0.20	0.90	135.0	4.5	50	52.5
..131, MUSC 014, Face to Face	Main Campus - Fairfield	Fall 2017	13-NOV-2017	Day Class	Rogers R								
..132, MUSC 015, Face to Face	Main Campus - Fairfield	Fall 2017	13-NOV-2017	Day Class	Rogers R								
..133, MUSC 016, Face to Face	Main Campus - Fairfield	Fall 2017	13-NOV-2017	Evening Class	Knight J								
..134, MUSC 019, Face to Face	Main Campus - Fairfield	Fall 2017	05-SEP-2017	Evening Class	Knight J								
..135, MUSC 020, Face to Face	Main Campus - Fairfield	Fall 2017	14-NOV-2017	Evening Class	Juliano K								
..136, MUSC 021, Face to Face	Main Campus - Fairfield	Fall 2017	14-NOV-2017	Evening Class	Juliano K								
..137, MUSC 024, Face to Face	Main Campus - Fairfield	Fall 2017	14-NOV-2017	Evening Class	Juliano K								
..138, MUSC 025, Face to Face	Main Campus - Fairfield	Fall 2017	14-NOV-2017	Evening Class	Juliano K	3	3.8	0.22	0.00	0.0	0.0	80	72.0
..139, MUSC 017, Face to Face	Main Campus - Fairfield	Fall 2017	13-NOV-2017	Evening Class	Knight J								

M Census Enroll, Avg % Fill Rate, FTEF, Total FTES, Median Efficiency, FTES/FTEF, Max Enrollm and Median Contact Hours broken down by Rank, Crn Status, Crn1, Course ID, Delivery Method (group), Campus, Semester Desc, Census Date1, Day/Extday Desc1 and Primary Instructor Crn1. Details are shown for Semester1. The data is filtered on Division, Subject Area, Honors Include and Crn Stat Desc1. The Division filter keeps 15 of 15 members. The Subject Area filter keeps 83 of 83 members. The Honors Include filter keeps Discard Honors and View Honors. The Crn Stat Desc1 filter keeps Active. The view is filtered on Semester Desc, Semester1, Course ID and Census Date1. The Semester Desc filter keeps Fall 2017 and Spring 2017. The Semester1 filter keeps Fall. The Course ID filter keeps 1,242 of 1,242 members. The Census Date1 filter keeps 1,168 of 1,168 members.

Detail List for Selected Cohort

Division: All
 Campus: All
 Delivery Method: None
 Discipline: All
 XList: None
 Course(s): All

Delivery Method (group)	Campus	Semester Desc	Census Date1	Day/Extday Desc1	Primary Instructor Crn1	M Census Enroll	Avg % Fill Rate	FTEF	Total FTES	Median Efficiency	FTES/FT..	Max Enrollm	Median Contact ..
..140, MUSC 025, Face to Face	Main Campus - Fairfield	Fall 2017	09-NOV-2017	Day Class	Juliano K	2	6.7	0.22	0.00	0.0	0.0	30	70.0
..141, MUSC 027, Face to Face	Main Campus - Fairfield	Fall 2017	05-SEP-2017	Day Class	Reilly M	4	20.0	0.12	0.27	66.0	2.2	20	35.0
..142, MUSC 027, Face to Face	Main Campus - Fairfield	Fall 2017	05-SEP-2017	Day Class	Yumae T	6	30.0	0.12	0.40	98.0	3.3	20	35.0
..143, MUSC 027, Face to Face	Main Campus - Fairfield	Fall 2017	05-SEP-2017	Day Class	Yumae T	3	15.0	0.12	0.20	49.0	1.7	20	35.0
..144, MUSC 028, Face to Face	Main Campus - Fairfield	Fall 2017	05-SEP-2017	Day Class	Yumae T								
..145, MUSC 026, Face to Face	Main Campus - Fairfield	Fall 2017	08-NOV-2017	Evening Class	Juliano K	3	10.0	0.22	0.00	0.0	0.0	30	69.0
..146, MUSC 029, Face to Face	Main Campus - Fairfield	Fall 2017	05-SEP-2017	Day Class	Yumae T	8	40.0	0.12	0.53	131.0	4.4	20	35.0
..147, MUSC 030, Face to Face	Main Campus - Fairfield	Fall 2017	05-SEP-2017	Day Class	Yumae T								
..8, MUSC 035A, Face to Face	Main Campus - Fairfield	Fall 2017	05-SEP-2017	Day Class	Juliano K								
..9, MUSC 035A, Face to Face	Main Campus - Fairfield	Fall 2017	05-SEP-2017	Evening Class	Juliano K								
..1150, BUS 005, Face to Face	Main Campus - Fairfield	Fall 2017	05-SEP-2017	Day Class	Slaton L	11	27.5	0.20	1.10	165.0	5.5	40	52.5
940, A, 81151, BUS 005, DE	Vallejo Center	Fall 2017	05-SEP-2017	Unknown	Garnier M	40	100.0	0.20	4.00	600.0	20.0	40	52.5
..1152, BUS 005, Face to Face	Main Campus - Fairfield	Fall 2017	05-SEP-2017	Evening Class	Bolton A	19	47.5	0.20	1.90	285.0	9.5	40	52.5
..1153, BUS 005, Face to Face	Main Campus - Fairfield	Fall 2017	05-SEP-2017	Day Class	Slaton L	25	62.5	0.20	2.50	375.0	12.5	40	52.5
..154, MUSC 019, Face to Face	Main Campus - Fairfield	Fall 2017	05-SEP-2017	Day Class	Rogers R	4	13.3	0.22	0.10	14.0	0.5	30	69.0
..1155, BUS 018, Face to Face	Main Campus - Fairfield	Fall 2017	05-SEP-2017	Day Class	Slaton L	14	35.0	0.20	1.40	210.0	7.0	40	52.5
..1156, BUS 018, Face to Face	Main Campus - Fairfield	Fall 2017	05-SEP-2017	Day Class	Watkins S	25	62.5	0.20	2.50	375.0	12.5	40	52.5
..1158, BUS 092, Face to Face	Main Campus - Fairfield	Fall 2017	05-SEP-2017	Day Class	Slaton L	6	15.0	0.20	0.60	90.0	3.0	40	52.5
947, A, 81159, BUS 092, DE	Vallejo Center	Fall 2017	05-SEP-2017	Unknown	Slaton L	34	85.0	0.20	3.40	510.0	17.0	40	52.5
..160, MUSC 033, Face to Face	Main Campus - Fairfield	Fall 2017	05-SEP-2017	Evening Class	Knight J	5	11.6	0.22	0.23	32.0	1.0	43	69.0
..1161, BUS 100, Face to Face	Main Campus - Fairfield	Fall 2017	21-AUG-2017	Day Class	Cary A	14	56.0	0.10	0.59	178.0	5.9	25	24.0
..1162, BUS 100, Face to Face	Main Campus - Fairfield	Fall 2017	18-OCT-2017	Day Class	Cary A	3	12.0	0.10	0.14	41.0	1.4	25	24.0
..3, MUSC 035B, Face to Face	Main Campus - Fairfield	Fall 2017	05-SEP-2017	Day Class	Juliano K								
..4, MUSC 035B, Face to Face	Main Campus - Fairfield	Fall 2017	05-SEP-2017	Evening Class	Juliano K								
..5, MUSC 036A, Face to Face	Main Campus - Fairfield	Fall 2017	05-SEP-2017	Day Class	Juliano K	10	50.0	0.12	0.67	164.0	5.5	20	35.0
..6, MUSC 036A, Face to Face	Main Campus - Fairfield	Fall 2017	05-SEP-2017	Evening Class	Juliano K								
..7, MUSC 036B, Face to Face	Main Campus - Fairfield	Fall 2017	05-SEP-2017	Day Class	Juliano K	1	5.0	0.00	0.07	0.0		20	0.0
..8, MUSC 036B, Face to Face	Main Campus - Fairfield	Fall 2017	05-SEP-2017	Day Class	Juliano K	2	10.0	0.12	0.13	33.0	1.1	20	35.0
..169, MUSC 038, Face to Face	Main Campus - Fairfield	Fall 2017	05-SEP-2017	Day Class	Galen R								

M Census Enroll, Avg % Fill Rate, FTEF, Total FTES, Median Efficiency, FTES/FTEF, Max Enrollm and Median Contact Hours broken down by Rank, Crn Status, Crn1, Course ID, Delivery Method (group), Campus, Semester Desc, Census Date1, Day/Extday Desc1 and Primary Instructor Crn1. Details are shown for Semester1. The data is filtered on Division, Subject Area, Honors Include and Crn Stat Desc1. The Division filter keeps 15 of 15 members. The Subject Area filter keeps 83 of 83 members. The Honors Include filter keeps Discard Honors and View Honors. The Crn Stat Desc1 filter keeps Active. The view is filtered on Semester Desc, Semester1, Course ID and Census Date1. The Semester Desc filter keeps Fall 2017 and Spring 2017. The Semester1 filter keeps Fall. The Course ID filter keeps 1,242 of 1,242 members. The Census Date1 filter keeps 1,168 of 1,168 members.

Detail List for Selected Cohort

Division: All
 Campus: All
 Delivery Method: None
 Discipline: All
 XList: None
 Course(s): All

Delivery Method (group)	Campus	Semester Desc	Census Date1	Day/Extday Desc1	Primary Instructor Crn1	M Census Enroll	Avg % Fill Rate	FTEF	Total FTES	Median Efficiency	FTES/FT..	Max Enrollm	Median Contact ..
..170, MUSC 039, Face to Face	Main Campus - Fairfield	Fall 2017	05-SEP-2017	Day Class	Galen R	9	36.0	0.18	0.90	153.0	5.1	25	52.5
..1, MUSC 041A, Face to Face	Main Campus - Fairfield	Fall 2017	05-SEP-2017	Day Class	Yumae T								
..2, MUSC 041B, Face to Face	Main Campus - Fairfield	Fall 2017	05-SEP-2017	Day Class	Yumae T	8	40.0	0.12	0.53	131.0	4.4	20	35.0
..173, MUSC 052, Face to Face	Main Campus - Fairfield	Fall 2017	05-SEP-2017	Day Class	Dudman M								
..1174, BUS 181, Face to Face	Main Campus - Fairfield	Fall 2017	09-NOV-2017	Day Class	Slaton L								
..1175, BUS 181, Face to Face	Main Campus - Fairfield	Fall 2017	09-NOV-2017	Day Class	Slaton L								
..1176, BUS 181, Face to Face	Main Campus - Fairfield	Fall 2017	09-NOV-2017	Day Class	Slaton L								
..177, MUSC 053, Face to Face	Main Campus - Fairfield	Fall 2017	05-SEP-2017	Day Class	Dudman M	6	30.0	0.23	0.60	77.0	2.6	20	52.5
..1178, BUS 182, Face to Face	Main Campus - Fairfield	Fall 2017	09-NOV-2017	Day Class	Slaton L	19	47.5	0.07	0.00	0.0	0.0	40	52.5
..79, MGMT 050, Face to Face	Vallejo Center	Fall 2017	05-SEP-2017	Day Class	TBD -	30	75.0	0.20	3.00	450.0	15.0	40	52.5
..180, MUSC 055, Face to Face	Main Campus - Fairfield	Fall 2017	13-NOV-2017	Day Class	Rogers R								
..81, MGMT 050, Face to Face	Travis Air Force Base	Fall 2017	18-OCT-2017	Evening Class	Bolton A	2	8.0	0.20	0.20	30.0	1.0	25	52.8
970, A, 81182, MGMT 050, DE	Main Campus - Fairfield	Fall 2017	05-SEP-2017	Unknown	Garnier M	24	96.0	0.20	2.40	360.0	12.0	25	52.5
..84, MGMT 050, Face to Face	Vallejo Center	Fall 2017	05-SEP-2017	Day Class	TBD -	1	3.3	0.20	0.10	15.0	0.5	30	52.5
..185, MUSC 056, Face to Face	Main Campus - Fairfield	Fall 2017	13-NOV-2017	Day Class	Rogers R	1	3.3	0.24	0.00	0.0	0.0	30	69.5
..186, MUSC 061, Face to Face	Main Campus - Fairfield	Fall 2017	05-SEP-2017	Day Class	Dudman M	2	8.0	0.23	0.27	34.0	1.1	25	70.0
..187, KINE 007F, Face to Face	Main Campus - Fairfield	Fall 2017	05-SEP-2017	Day Class	Parrish S	13	52.0	0.17	1.30	227.0	7.6	25	52.5
..88, KINE 020H, Face to Face	Main Campus - Fairfield	Fall 2017	05-SEP-2017	Evening Class	Schentrup B	8	26.7	0.20	0.80	120.0	4.0	30	52.5
..9, MUSC 066A, Face to Face	Main Campus - Fairfield	Fall 2017	05-SEP-2017	Day Class	Dudman M	3	12.5	0.20	0.35	53.0	1.8	24	61.3
..90, KINE 055A, Face to Face	Main Campus - Fairfield	Fall 2017	14-NOV-2017	Day Class	Schentrup B	9	30.0	0.30	0.00	0.0	0.0	30	108.0
..191, MUSC 013, Face to Face	Main Campus - Fairfield	Fall 2017	05-SEP-2017	Day Class	Sussman S	4	8.0	0.20	0.40	60.0	2.0	50	52.5
..192, THEA 001, Face to Face	Main Campus - Fairfield	Fall 2017	05-SEP-2017	Day Class	Sendlakowski-Ma..	23	76.7	0.20	2.30	345.0	11.5	30	52.5
..193, THEA 002, Face to Face	Main Campus - Fairfield	Fall 2017	05-SEP-2017	Day Class	Sendlakowski-Ma..	5	16.7	0.20	0.50	75.0	2.5	30	52.5
..194, THEA 006, Face to Face	Main Campus - Fairfield	Fall 2017	05-SEP-2017	Day Class	Sendlakowski-Ma..	10	25.0	0.20	1.00	150.0	5.0	40	52.5
..195, THEA 008, Face to Face	Main Campus - Fairfield	Fall 2017	05-SEP-2017	Day Class	Valentino R	8	32.0	0.30	1.33	133.0	4.5	25	87.5
..97, THEA 032A, Face to Face	Main Campus - Fairfield	Fall 2017	03-NOV-2017	Day Class	Valentino R	8	32.0	0.40	0.00	0.0	0.0	25	126.0
984, A, 81198, THEA 006, DE	Main Campus - Fairfield	Fall 2017	05-SEP-2017	Unknown	Spindt C	12	30.0	0.20	1.20	180.0	6.0	40	52.5
985, A, 81199, THEA 010, DE	Main Campus - Fairfield	Fall 2017	05-SEP-2017	Unknown	Spindt C	7	17.5	0.20	0.70	105.0	3.5	40	52.5
..200, THEA 003, Face to Face	Main Campus - Fairfield	Fall 2017	05-SEP-2017	Day Class	Long D	8	40.0	0.30	1.33	133.0	4.5	20	87.5

M Census Enroll, Avg % Fill Rate, FTEF, Total FTES, Median Efficiency, FTES/FTEF, Max Enrollm and Median Contact Hours broken down by Rank, Crn Status, Crn1, Course ID, Delivery Method (group), Campus, Semester Desc, Census Date1, Day/Extday Desc1 and Primary Instructor Crn1. Details are shown for Semester1. The data is filtered on Division, Subject Area, Honors Include and Crn Stat Desc1. The Division filter keeps 15 of 15 members. The Subject Area filter keeps 83 of 83 members. The Honors Include filter keeps Discard Honors and View Honors. The Crn Stat Desc1 filter keeps Active. The view is filtered on Semester Desc, Semester1, Course ID and Census Date1. The Semester Desc filter keeps Fall 2017 and Spring 2017. The Semester1 filter keeps Fall. The Course ID filter keeps 1,242 of 1,242 members. The Census Date1 filter keeps 1,168 of 1,168 members.

Detail List for Selected Cohort

Division: All
 Campus: All
 Delivery Method: None
 Discipline: All
 XList: None
 Course(s): All

Delivery Method (group)	Campus	Semester Desc	Census Date1	Day/Extday Desc1	Primary Instructor Crn1	M Census Enroll	Avg % Fill Rate	FTEF	Total FTES	Median Efficiency	FTES/FT..	Max Enrollm	Median Contact ..
..201, THEA 047, Face to Face	Main Campus - Fairfield	Fall 2017	09-NOV-2017	Day Class	Long D	5	20.8	0.50	0.00	0.0	0.0	24	157.5
..202, THEA 001, Face to Face	Main Campus - Fairfield	Fall 2017	05-SEP-2017	Evening Class	Spindt C	8	26.7	0.20	0.80	120.0	4.0	30	52.5
..203, THEA 047, Face to Face	Main Campus - Fairfield	Fall 2017	14-NOV-2017	Evening Class	Long D	2	8.3	0.50	0.00	0.0	0.0	24	162.0
..204, THEA 024, Face to Face	Main Campus - Fairfield	Fall 2017	25-OCT-2017	Evening Class	Sendlakowski-Ma..	5	16.7	0.66	0.00	0.0	0.0	30	192.3
..1205, HIST 018, Face to Face	Main Campus - Fairfield	Fall 2017	05-SEP-2017	Day Class	Byrn K	44	88.0	0.20	4.40	660.0	22.0	50	52.5
..206, HORT 056, Face to Face	Main Campus - Fairfield	Fall 2017	05-SEP-2017	Day Class	Williams K	9	37.5	0.37	1.80	148.0	4.9	24	105.0
..207, HORT 050, Face to Face	Main Campus - Fairfield	Fall 2017	05-SEP-2017	Day Class	Williams K	10	41.7	0.30	1.67	167.0	5.6	24	87.5
..208, HORT 030, Face to Face	Main Campus - Fairfield	Fall 2017	05-SEP-2017	Evening Class	Williams K								
..209, HORT 031, Face to Face	Main Campus - Fairfield	Fall 2017	05-SEP-2017	Evening Class	Williams K	15	62.5	0.30	2.50	250.0	8.4	24	87.5
..10, KINE 005N, Face to Face	Main Campus - Fairfield	Fall 2017	05-SEP-2017	Day Class	Cain G	12	40.0	0.20	1.20	176.0	5.9	30	52.5
..212, ENGL 001, Face to Face	Vacaville Center	Fall 2017	05-SEP-2017	Day Class	Schouten J	13	43.3	0.27	1.73	195.0	6.5	30	70.0
..213, ENGL 004, Face to Face	Vacaville Center	Fall 2017	05-SEP-2017	Day Class	Schouten J	4	16.0	0.27	0.53	60.0	2.0	25	70.0
..14, HORT 301B, Face to Face	Main Campus - Fairfield	Fall 2017	23-AUG-2017	Day Class	Diehl S								
..15, HORT 301B, Face to Face	Main Campus - Fairfield	Fall 2017	25-OCT-2017	Day Class	Diehl S								
..6, HORT 301C, Face to Face	Main Campus - Fairfield	Fall 2017	23-AUG-2017	Day Class	Diehl S								
..7, HORT 301C, Face to Face	Main Campus - Fairfield	Fall 2017	25-OCT-2017	Day Class	Diehl S								
..8, HORT 301D, Face to Face	Main Campus - Fairfield	Fall 2017	23-AUG-2017	Day Class	Diehl S								
..9, HORT 301D, Face to Face	Main Campus - Fairfield	Fall 2017	25-OCT-2017	Day Class	Diehl S								
..20, HORT 301E, Face to Face	Main Campus - Fairfield	Fall 2017	23-AUG-2017	Day Class	Diehl S	12	50.0	0.29	1.86	194.0	6.5	24	81.6
..21, HORT 301E, Face to Face	Main Campus - Fairfield	Fall 2017	25-OCT-2017	Day Class	Diehl S	10	41.7	0.29	1.55	162.0	5.4	24	81.6
..222, HORT 101, Face to Face	Main Campus - Fairfield	Fall 2017	23-AUG-2017	Day Class	Diehl S	8	33.3	0.23	0.99	127.0	4.3	24	64.8
..223, CDFS 070, Face to Face	Vallejo Center	Fall 2017	05-SEP-2017	Day Class	Nazarenko S	11	31.4	0.20	1.10	165.0	5.5	35	52.5
..24, KINE 005K, Face to Face	Main Campus - Fairfield	Fall 2017	05-SEP-2017	Day Class	Pearson-Bloom T	7	23.3	0.20	0.70	102.0	3.4	30	52.5
..25, KINE 006A, Face to Face	Vacaville Center	Fall 2017	05-SEP-2017	Evening Class	Baure D	11	36.7	0.17	1.10	192.0	6.4	30	52.5
..26, KINE 006E, Face to Face	Vallejo Center	Fall 2017	05-SEP-2017	Day Class	Frizzell G	5	13.9	0.15	0.42	83.0	2.8	36	43.8
..27, KINE 008E, Face to Face	Main Campus - Fairfield	Fall 2017	05-SEP-2017	Day Class	Chappell A	6	20.0	0.17	0.60	105.0	3.5	30	52.5
1,013, A, 81230, CIS 001, DE	Vallejo Center	Fall 2017	05-SEP-2017	Unknown	Berrett M	40	100.0	0.26	5.33	627.0	20.9	40	70.0
1,014, A, 81231, CIS 001, DE	Vallejo Center	Fall 2017	05-SEP-2017	Unknown	Berrett M	16	40.0	0.26	2.13	251.0	8.4	40	70.0
..81232, CIS 001, Face to Face	Vacaville Center	Fall 2017	05-SEP-2017	Evening Class	Anderson K	15	39.5	0.26	2.00	235.0	7.8	38	70.0

M Census Enroll, Avg % Fill Rate, FTEF, Total FTES, Median Efficiency, FTES/FTEF, Max Enrollm and Median Contact Hours broken down by Rank, Crn Status, Crn1, Course ID, Delivery Method (group), Campus, Semester Desc, Census Date1, Day/Extday Desc1 and Primary Instructor Crn1. Details are shown for Semester1. The data is filtered on Division, Subject Area, Honors Include and Crn Stat Desc1. The Division filter keeps 15 of 15 members. The Subject Area filter keeps 83 of 83 members. The Honors Include filter keeps Discard Honors and View Honors. The Crn Stat Desc1 filter keeps Active. The view is filtered on Semester Desc, Semester1, Course ID and Census Date1. The Semester Desc filter keeps Fall 2017 and Spring 2017. The Semester1 filter keeps Fall. The Course ID filter keeps 1,242 of 1,242 members. The Census Date1 filter keeps 1,168 of 1,168 members.

Detail List for Selected Cohort

Division: All
 Campus: All
 Delivery Method: None
 Discipline: All
 XList: None
 Course(s): All

Delivery Method (group)	Campus	Semester Desc	Census Date1	Day/Extday Desc1	Primary Instructor Crn1	M Census Enroll	Avg % Fill Rate	FTEF	Total FTES	Median Efficiency	FTES/FT..	Max Enrollm	Median Contact ..
..81233, CIS 001, Face to Face	Main Campus - Fairfield	Fall 2017	05-SEP-2017	Day Class	Chen Z	4	11.4	0.26	0.53	63.0	2.1	35	70.0
..81234, CIS 001, Face to Face	Vacaville Center	Fall 2017	05-SEP-2017	Day Class	Urrutia J	5	12.5	0.26	0.67	78.0	2.6	40	70.0
..81235, CIS 001, Face to Face	Main Campus - Fairfield	Fall 2017	05-SEP-2017	Day Class	Berrett M	5	12.5	0.26	0.67	78.0	2.6	40	70.0
..81236, CIS 001, Face to Face	Main Campus - Fairfield	Fall 2017	05-SEP-2017	Evening Class	Berrett M	8	20.0	0.26	1.07	125.0	4.2	40	70.0
..81237, CIS 001, Face to Face	Main Campus - Fairfield	Fall 2017	05-SEP-2017	Day Class	Anderson K	29	72.5	0.26	3.73	439.0	14.6	40	70.0
..81238, CIS 001, Face to Face	Main Campus - Fairfield	Fall 2017	05-SEP-2017	Day Class	Chen Z	9	22.5	0.26	1.20	141.0	4.7	40	70.0
..81239, CIS 015, Face to Face	Main Campus - Fairfield	Fall 2017	05-SEP-2017	Day Class	TBD -	20	50.0	0.26	2.67	314.0	10.5	40	70.0
..81244, CIS 022, Face to Face	Vacaville Center	Fall 2017	05-SEP-2017	Day Class	Urrutia J	17	42.5	0.26	2.27	267.0	8.9	40	70.0
..81245, CIS 022, Face to Face	Main Campus - Fairfield	Fall 2017	05-SEP-2017	Day Class	Berrett M	40	100.0	0.26	5.33	627.0	20.9	40	70.0
..81246, CIS 023, Face to Face	Main Campus - Fairfield	Fall 2017	05-SEP-2017	Evening Class	Berrett M	36	90.0	0.30	6.00	600.0	20.1	40	87.5
..81247, CIS 035, Face to Face	Vacaville Center	Fall 2017	05-SEP-2017	Day Class	Urrutia J	12	30.0	0.30	2.00	200.0	6.7	40	87.5
1,027, A, 81248, CIS 050, DE	Vallejo Center	Fall 2017	05-SEP-2017	Unknown	Wylie E	40	100.0	0.20	4.00	600.0	20.0	40	52.5
..81249, CIS 050, Face to Face	Main Campus - Fairfield	Fall 2017	05-SEP-2017	Day Class	Taylor M	14	35.0	0.20	1.40	210.0	7.0	40	52.5
..81251, CIS 050, Face to Face	Main Campus - Fairfield	Fall 2017	05-SEP-2017	Day Class	Anderson K	31	77.5	0.20	3.10	465.0	15.5	40	52.5
..81252, CIS 050, Face to Face	Vallejo Center	Fall 2017	05-SEP-2017	Evening Class	Taylor M	10	25.0	0.20	1.00	150.0	5.0	40	52.5
..81253, CIS 052, Face to Face	Vacaville Center	Fall 2017	05-SEP-2017	Day Class	Urrutia J	22	73.3	0.20	2.20	330.0	11.0	30	52.5
..81254, BIO 012, Face to Face	Vallejo Center	Fall 2017	05-SEP-2017	Day Class	Decker N	35	72.9	0.20	3.50	525.0	17.5	48	52.5
..81255, CIS 055, Face to Face	Vacaville Center	Fall 2017	05-SEP-2017	Evening Class	TBD -	18	60.0	0.20	1.80	270.0	9.0	30	52.5
..81256, BIO 012, Face to Face	Vallejo Center	Fall 2017	05-SEP-2017	Evening Class	TBD -	1	2.1	0.20	0.10	15.0	0.5	48	52.5
1,035, A, 81257, CIS 061, DE	Vallejo Center	Fall 2017	05-SEP-2017	Unknown	Cary A	22	73.3	0.20	2.20	330.0	11.0	30	52.5
..81258, CIS 061, Face to Face	Main Campus - Fairfield	Fall 2017	05-SEP-2017	Day Class	Cary A	9	30.0	0.20	0.90	135.0	4.5	30	52.5
1,037, A, 81259, CIS 066, DE	Vallejo Center	Fall 2017	05-SEP-2017	Unknown	McCarthy J	25	83.3	0.20	2.50	375.0	12.5	30	52.5
1,038, A, 81260, CIS 066, DE	Vallejo Center	Fall 2017	05-SEP-2017	Unknown	McCarthy J	2	6.7	0.20	0.20	30.0	1.0	30	52.5
..81261, CIS 066, Face to Face	Vallejo Center	Fall 2017	05-SEP-2017	Evening Class	Taylor M	8	26.7	0.20	0.80	120.0	4.0	30	52.5
..81262, CIS 066, Face to Face	Main Campus - Fairfield	Fall 2017	05-SEP-2017	Day Class	Carpenter D	6	20.0	0.20	0.60	90.0	3.0	30	52.5
..81263, CIS 073, Face to Face	Vallejo Center	Fall 2017	05-SEP-2017	Evening Class	Taylor M	14	46.7	0.20	1.40	210.0	7.0	30	52.5
..81264, CIS 073, Face to Face	Main Campus - Fairfield	Fall 2017	05-SEP-2017	Day Class	Anderson K	22	73.3	0.20	2.20	330.0	11.0	30	52.5
1,043, A, 81265, CIS 078, DE	Vallejo Center	Fall 2017	05-SEP-2017	Unknown	Lee W	30	100.0	0.20	3.00	450.0	15.0	30	52.5
..81266, CIS 078, Face to Face	Main Campus - Fairfield	Fall 2017	05-SEP-2017	Evening Class	Strickland J	10	33.3	0.20	1.00	150.0	5.0	30	52.5

M Census Enroll, Avg % Fill Rate, FTEF, Total FTES, Median Efficiency, FTES/FTEF, Max Enrollm and Median Contact Hours broken down by Rank, Crn Status, Crn1, Course ID, Delivery Method (group), Campus, Semester Desc, Census Date1, Day/Extday Desc1 and Primary Instructor Crn1. Details are shown for Semester1. The data is filtered on Division, Subject Area, Honors Include and Crn Stat Desc1. The Division filter keeps 15 of 15 members. The Subject Area filter keeps 83 of 83 members. The Honors Include filter keeps Discard Honors and View Honors. The Crn Stat Desc1 filter keeps Active. The view is filtered on Semester Desc, Semester1, Course ID and Census Date1. The Semester Desc filter keeps Fall 2017 and Spring 2017. The Semester1 filter keeps Fall. The Course ID filter keeps 1,242 of 1,242 members. The Census Date1 filter keeps 1,168 of 1,168 members.

Detail List for Selected Cohort

Divsion: All
 Campus: All
 Delivery Method: None
 Discipline: All
 XList: None
 Course(s): All

Delivery Method (group)	Campus	Semester Desc	Census Date1	Day/Extday Desc1	Primary Instructor Crn1	M Census Enroll	Avg % Fill Rate	FTEF	Total FTES	Median Efficiency	FTES/FT..	Max Enrollm	Median Contact ..
..81267, CIS 090, Face to Face	Main Campus - Fairfield	Fall 2017	21-AUG-2017	Day Class	Taylor M	16	53.3	0.10	0.73	219.0	7.3	30	24.0
..81268, CIS 091, Face to Face	Main Campus - Fairfield	Fall 2017	18-OCT-2017	Day Class	Taylor M	29	96.7	0.10	1.33	398.0	13.3	30	24.0
..81269, CIS 091, Face to Face	Vallejo Center	Fall 2017	19-OCT-2017	Day Class	Snedeker L	0	0.0	0.10	0.00	0.0	0.0	35	24.0
..1271, BIOT 401, Face to Face	Vacaville Center	Fall 2017	05-SEP-2017	Day Class	Sanden G	0	0.0	0.53	0.00	0.0	0.0	24	157.5
..72, KINE 009A, Face to Face	Main Campus - Fairfield	Fall 2017	05-SEP-2017	Day Class	Borchert M	5	16.7	0.17	0.50	87.0	2.9	30	52.5
..273, WELD 100, Face to Face	Main Campus - Fairfield	Fall 2017	05-SEP-2017	Day Class	Kissinger J	8	32.0	0.30	1.33	133.0	4.5	25	87.5
..1274, BIOT 407, Face to Face	Vacaville Center	Fall 2017	05-SEP-2017	Day Class	DeKloe J	0	0.0	0.20	0.00	0.0	0.0	24	70.0
..275, ENGL 400, Face to Face	Vacaville Center	Fall 2017	05-SEP-2017	Day Class	McBride C	0	0.0	0.20	0.00	0.0	0.0	24	52.5
..277, ATEC 070, Face to Face	Vallejo Center	Fall 2017	05-SEP-2017	Day Class	Reeves G	3	12.5	0.30	0.50	50.0	1.7	24	87.5
..278, MATH 112, Face to Face	Vacaville Center	Fall 2017	05-SEP-2017	Day Class	Rhoads G	18	51.4	0.31	3.06	295.0	9.9	35	89.3
..279, MATH 320, Face to Face	Vacaville Center	Fall 2017	05-SEP-2017	Day Class	Rodriguez H	13	43.3	0.31	2.17	209.0	7.0	30	87.5
..280, MATH 112, Face to Face	Vallejo Center	Fall 2017	05-SEP-2017	Day Class	TBD -	0	0.0	0.31	0.00	0.0	0.0	35	87.5
..281, MATH 320, Face to Face	Vallejo Center	Fall 2017	05-SEP-2017	Day Class	Fioritto C	4	13.3	0.31	0.67	64.0	2.1	30	87.5
..282, MATH 320, Face to Face	Vallejo Center	Fall 2017	05-SEP-2017	Day Class	Sengmany K	26	86.7	0.31	4.33	418.0	14.0	30	87.5
..283, ATEC 070, Face to Face	Vallejo Center	Fall 2017	05-SEP-2017	Day Class	McGee A	3	12.5	0.30	0.50	50.0	1.7	24	87.5
..284, MATH 112, Face to Face	Main Campus - Fairfield	Fall 2017	05-SEP-2017	Day Class	TBD -	26	74.3	0.31	4.33	418.0	14.0	35	87.5
..285, MATH 112, Face to Face	Main Campus - Fairfield	Fall 2017	05-SEP-2017	Day Class	TBD -	26	74.3	0.31	4.33	418.0	14.0	35	87.5
1,062, A, 81286, LR 010, DE	Main Campus - Fairfield	Fall 2017	05-SEP-2017	Unknown	Duane E	16	53.3	0.07	0.53	242.0	8.1	30	17.5
..287, MATH 112, Face to Face	Main Campus - Fairfield	Fall 2017	05-SEP-2017	Day Class	TBD -	13	37.1	0.31	2.17	209.0	7.0	35	87.5
1,064, A, 81289, LR 010, DE	Main Campus - Fairfield	Fall 2017	05-SEP-2017	Unknown	Luce K	5	16.7	0.07	0.17	76.0	2.5	30	17.5
..290, MATH 112, Face to Face	Main Campus - Fairfield	Fall 2017	05-SEP-2017	Day Class	TBD -	13	37.1	0.31	2.17	209.0	7.0	35	87.5
1,066, A, 81291, LR 010, DE	Main Campus - Fairfield	Fall 2017	05-SEP-2017	Unknown	Lawson A	17	56.7	0.07	0.57	258.0	8.6	30	17.5
1,067, A, 81292, LR 010, DE	Main Campus - Fairfield	Fall 2017	05-SEP-2017	Unknown	Denen J	2	6.7	0.07	0.07	30.0	1.0	30	17.5
..293, MATH 320, Face to Face	Main Campus - Fairfield	Fall 2017	05-SEP-2017	Day Class	Robertson R	27	90.0	0.31	4.50	434.0	14.5	30	87.5
..294, MATH 320, Face to Face	Main Campus - Fairfield	Fall 2017	05-SEP-2017	Day Class	Donovan S	23	76.7	0.31	3.91	377.0	12.6	30	89.3
..295, MATH 320, Face to Face	Main Campus - Fairfield	Fall 2017	05-SEP-2017	Day Class	TBD -	0	0.0	0.31	0.00	0.0	0.0	30	87.5
..296, MATH 320, Face to Face	Main Campus - Fairfield	Fall 2017	05-SEP-2017	Evening Class	Lumanglas C	27	90.0	0.31	4.50	434.0	14.5	30	87.5
1,072, A, 81297, LR 010, DE	Main Campus - Fairfield	Fall 2017	05-SEP-2017	Unknown	Fink M	8	26.7	0.07	0.27	121.0	4.0	30	17.5
1,073, A, 81298, LR 010, DE	Main Campus - Fairfield	Fall 2017	05-SEP-2017	Unknown	Rotenberg S	6	20.0	0.07	0.20	91.0	3.0	30	17.5

M Census Enroll, Avg % Fill Rate, FTEF, Total FTES, Median Efficiency, FTES/FTEF, Max Enrollm and Median Contact Hours broken down by Rank, Crn Status, Crn1, Course ID, Delivery Method (group), Campus, Semester Desc, Census Date1, Day/Extday Desc1 and Primary Instructor Crn1. Details are shown for Semester1. The data is filtered on Division, Subject Area, Honors Include and Crn Stat Desc1. The Division filter keeps 15 of 15 members. The Subject Area filter keeps 83 of 83 members. The Honors Include filter keeps Discard Honors and View Honors. The Crn Stat Desc1 filter keeps Active. The view is filtered on Semester Desc, Semester1, Course ID and Census Date1. The Semester Desc filter keeps Fall 2017 and Spring 2017. The Semester1 filter keeps Fall. The Course ID filter keeps 1,242 of 1,242 members. The Census Date1 filter keeps 1,168 of 1,168 members.

Detail List for Selected Cohort

Divsion: All
 Campus: All
 Delivery Method: None
 Discipline: All
 XList: None
 Course(s): All

Delivery Method (group)	Campus	Semester Desc	Census Date1	Day/Extday Desc1	Primary Instructor Crn1	M Census Enroll	Avg % Fill Rate	FTEF	Total FTES	Median Efficiency	FTES/FT..	Max Enrollm	Median Contact ..
1,074, A, 81299, LR 010, DE	Main Campus - Fairfield	Fall 2017	05-SEP-2017	Unknown	Fuller R	13	43.3	0.07	0.43	197.0	6.6	30	17.5
..075, A, 81300, SOCS 030, DE	Vallejo Center	Fall 2017	05-SEP-2017	Unknown	Moore S	32	80.0	0.20	3.20	480.0	16.0	40	52.5
..301, MATH 330, Face to Face	Main Campus - Fairfield	Fall 2017	05-SEP-2017	Day Class	Zhiv D	13	32.5	0.33	2.21	199.0	6.6	40	89.3
..302, MATH 330, Face to Face	Main Campus - Fairfield	Fall 2017	05-SEP-2017	Day Class	Jian A	13	32.5	0.33	2.17	195.0	6.5	40	87.5
..303, MATH 330, Face to Face	Main Campus - Fairfield	Fall 2017	05-SEP-2017	Day Class	Villatoro B	21	52.5	0.33	3.57	322.0	10.7	40	89.3
..304, MATH 330, Face to Face	Main Campus - Fairfield	Fall 2017	05-SEP-2017	Day Class	Donovan S	22	55.0	0.33	3.74	337.0	11.2	40	89.3
..305, MATH 330, Face to Face	Main Campus - Fairfield	Fall 2017	05-SEP-2017	Day Class	Matthews S	29	72.5	0.33	4.83	435.0	14.5	40	87.5
..306, MATH 330, Face to Face	Main Campus - Fairfield	Fall 2017	05-SEP-2017	Day Class	TBD -	0	0.0	0.33	0.00	0.0	0.0	40	87.5
..307, MATH 330, Face to Face	Main Campus - Fairfield	Fall 2017	05-SEP-2017	Day Class	Esteve C	20	50.0	0.33	3.33	300.0	10.0	40	87.5
..308, MATH 330, Face to Face	Main Campus - Fairfield	Fall 2017	05-SEP-2017	Day Class	Esteve C	22	55.0	0.33	3.67	330.0	11.0	40	87.5
..309, MATH 330, Face to Face	Main Campus - Fairfield	Fall 2017	05-SEP-2017	Day Class	Sturgeon L	5	12.5	0.33	0.83	75.0	2.5	40	87.5
..310, MATH 330, Face to Face	Main Campus - Fairfield	Fall 2017	05-SEP-2017	Evening Class	Esteve C	19	47.5	0.33	3.17	285.0	9.5	40	87.5
..311, MATH 330, Face to Face	Main Campus - Fairfield	Fall 2017	05-SEP-2017	Evening Class	Lumanglas C	9	22.5	0.33	1.67	150.0	5.0	40	87.5
..087, A, 81312, MATH 330, DE	Main Campus - Fairfield	Fall 2017	05-SEP-2017	Day Class	Villatoro B	20	50.0	0.67	3.33	150.0	5.0	40	87.5
..313, MATH 330, Face to Face	Vacaville Center	Fall 2017	05-SEP-2017	Day Class	Purohit P	12	30.0	0.33	2.00	180.0	6.0	40	87.5
..314, MATH 330, Face to Face	Vacaville Center	Fall 2017	05-SEP-2017	Evening Class	Mahmood K	9	22.5	0.33	1.50	135.0	4.5	40	87.5
..315, MATH 330, Face to Face	Vacaville Center	Fall 2017	05-SEP-2017	Day Class	Rutaganira T	15	37.5	0.33	2.50	225.0	7.5	40	87.5
..091, A, 81316, MATH 330, DE	Vacaville Center	Fall 2017	05-SEP-2017	Unknown	Villatoro B	37	92.5	0.33	6.17	556.0	18.5	40	87.5
..317, MATH 330, Face to Face	Vallejo Center	Fall 2017	05-SEP-2017	Day Class	TBD -	0	0.0	0.33	0.00	0.0	0.0	40	87.5
..318, MATH 330, Face to Face	Vallejo Center	Fall 2017	05-SEP-2017	Day Class	Sengmany K	32	80.0	0.33	5.33	480.0	16.0	40	87.5
..319, MATH 330, Face to Face	Vallejo Center	Fall 2017	05-SEP-2017	Day Class	Grube T	3	7.5	0.33	0.50	45.0	1.5	40	87.5
..320, MATH 330, Face to Face	Vallejo Center	Fall 2017	05-SEP-2017	Evening Class	Ahmadiéh L	11	27.5	0.33	1.83	165.0	5.5	40	87.5
..325, MATH 330, Face to Face	Vallejo Center	Fall 2017	05-SEP-2017	Day Class	Lum R	24	68.6	0.33	4.00	360.0	12.0	35	87.5
..326, MATH 104, Face to Face	Vallejo Center	Fall 2017	05-SEP-2017	Day Class	Lum R	2	5.7	0.33	0.33	30.0	1.0	35	87.5
..327, ANTH 001, Face to Face	Vacaville Center	Fall 2017	05-SEP-2017	Day Class	Gravelly S	15	30.0	0.20	1.50	225.0	7.5	50	52.5
..328, PLSC 005, Face to Face	Vallejo Center	Fall 2017	05-SEP-2017	Day Class	Zitko P	18	72.0	0.20	1.80	270.0	9.0	25	52.5
..81329, CIS 089, Face to Face	Main Campus - Fairfield	Fall 2017	05-SEP-2017	Evening Class	TBD -	30	100.0	0.20	3.00	450.0	15.0	30	52.5
..330, WELD 100, Face to Face	Main Campus - Fairfield	Fall 2017	05-SEP-2017	Day Class	Kissinger J	5	20.0	0.30	0.83	83.0	2.8	25	87.5
..332, WELD 122, Face to Face	Main Campus - Fairfield	Fall 2017	05-SEP-2017	Evening Class	Lake D	2	8.3	0.30	0.33	33.0	1.1	24	87.5

M Census Enroll, Avg % Fill Rate, FTEF, Total FTES, Median Efficiency, FTES/FTEF, Max Enrollm and Median Contact Hours broken down by Rank, Crn Status, Crn1, Course ID, Delivery Method (group), Campus, Semester Desc, Census Date1, Day/Extday Desc1 and Primary Instructor Crn1. Details are shown for Semester1. The data is filtered on Division, Subject Area, Honors Include and Crn Stat Desc1. The Division filter keeps 15 of 15 members. The Subject Area filter keeps 83 of 83 members. The Honors Include filter keeps Discard Honors and View Honors. The Crn Stat Desc1 filter keeps Active. The view is filtered on Semester Desc, Semester1, Course ID and Census Date1. The Semester Desc filter keeps Fall 2017 and Spring 2017. The Semester1 filter keeps Fall. The Course ID filter keeps 1,242 of 1,242 members. The Census Date1 filter keeps 1,168 of 1,168 members.

Detail List for Selected Cohort

Division: All
 Campus: All
 Delivery Method: None
 Discipline: All
 XList: None
 Course(s): All

Delivery Method (group)	Campus	Semester Desc	Census Date1	Day/Extday Desc1	Primary Instructor Crn1	M Census Enroll	Avg % Fill Rate	FTEF	Total FTES	Median Efficiency	FTES/FT..	Max Enrollm	Median Contact ..
..1337, BUS 092, Face to Face	Vallejo Center	Fall 2017	05-SEP-2017	Evening Class	Cary A	6	15.0	0.20	0.60	90.0	3.0	40	52.5
..81338, CIS 078, Face to Face	Vallejo Center	Fall 2017	05-SEP-2017	Day Class	Snedeker L	0	0.0	0.20	0.00	0.0	0.0	30	52.5
..81339, CIS 050, Face to Face	Vallejo Center	Fall 2017	05-SEP-2017	Day Class	Snedeker L	0	0.0	0.20	0.00	0.0	0.0	40	52.5
..40, MGMT 191, Face to Face	Vallejo Center	Fall 2017	05-SEP-2017	Day Class	Alums R	0	0.0	0.20	0.00	0.0	0.0	40	52.5
..341, KINE 005J, Face to Face	Main Campus - Fairfield	Fall 2017	05-SEP-2017	Day Class	TBD -	5	16.7	0.12	0.50	129.0	4.3	30	52.5
..81343, CIS 050, Face to Face	Vacaville Center	Fall 2017	05-SEP-2017	Evening Class	Callison K	11	27.5	0.20	1.10	165.0	5.5	40	52.5
..344, PLSC 001, Face to Face	Vallejo Center	Fall 2017	05-SEP-2017	Evening Class	Pyle D	8	16.0	0.20	0.80	120.0	4.0	50	52.5
..345, MATH 051, Face to Face	Main Campus - Fairfield	Fall 2017	05-SEP-2017	Day Class	TBD -	0	0.0	0.20	0.00	0.0	0.0	28	52.5
1,111, A, 81346, OT 061, DE	Main Campus - Fairfield	Fall 2017	05-SEP-2017	Unknown	Le J	33	94.3	0.20	3.30	495.0	16.5	35	52.5
..347, DRFT 060, Face to Face	Main Campus - Fairfield	Fall 2017	05-SEP-2017	Evening Class	Gutierrez A	14	58.3	0.30	2.33	233.0	7.8	24	87.5
..1348, ASL 046, Face to Face	Vacaville Center	Fall 2017	05-SEP-2017	Day Class	Ferris-Quesada P	20	100.0	0.20	2.00	300.0	10.0	20	52.5
..49, COMM 008, Face to Face	Main Campus - Fairfield	Fall 2017	05-SEP-2017	Day Class	Poff G	18	72.0	0.20	1.80	270.0	9.0	25	52.5
..350, ENGL 002, Face to Face	Main Campus - Fairfield	Fall 2017	05-SEP-2017	Null	Giambastiani L	8	26.7	0.27	1.07	120.0	4.0	30	70.0
1,116, A, 81351, CJ 059, DE	Vallejo Center	Fall 2017	05-SEP-2017	Unknown	Kolbe K	1	2.5	0.20	0.10	15.0	0.5	40	52.5
..52, ATHL 003A, Face to Face	Main Campus - Fairfield	Fall 2017	05-SEP-2017	Day Class	Gentile N	16	80.0	0.39	3.41	264.0	8.8	20	112.0
..353, KINE 020J, Face to Face	Main Campus - Fairfield	Fall 2017	05-SEP-2017	Day Class	Gentile N	18	60.0	0.18	1.80	305.0	10.2	30	52.5
1,119, A, 81354, OT 166, DE	Vallejo Center	Fall 2017	05-SEP-2017	Unknown	Le J	13	56.5	0.20	1.30	195.0	6.5	23	52.5
..355, ENGL 031, Face to Face	Main Campus - Fairfield	Fall 2017	05-SEP-2017	Day Class	Giambastiani L	14	56.0	0.20	1.40	210.0	7.0	25	52.5
..121, A, 81356, CDFS 070, DE	Main Campus - Fairfield	Fall 2017	05-SEP-2017	Unknown	Powers M	35	100.0	0.20	3.50	525.0	17.5	35	52.5
1,122, A, 81357, HIST 037, DE	Main Campus - Fairfield	Fall 2017	05-SEP-2017	Unknown	Collins C	38	95.0	0.20	3.80	570.0	19.0	40	52.5
..359, WELD 101, Face to Face	Main Campus - Fairfield	Fall 2017	05-SEP-2017	Day Class	Kissinger J								
..360, WELD 102, Face to Face	Main Campus - Fairfield	Fall 2017	05-SEP-2017	Day Class	Kissinger J								
..361, WELD 103, Face to Face	Main Campus - Fairfield	Fall 2017	05-SEP-2017	Day Class	Kissinger J	14	56.0	1.00	9.33	280.0	9.3	25	350.0
..62, KINE 005G, Face to Face	Main Campus - Fairfield	Fall 2017	05-SEP-2017	Day Class	TBD -	2	6.7	0.12	0.20	52.0	1.7	30	52.5
..63, KINE 005G, Face to Face	Main Campus - Fairfield	Fall 2017	05-SEP-2017	Day Class	TBD -	0	0.0	0.12	0.00	0.0	0.0	30	52.5
..364, ESL 077L, Face to Face	Main Campus - Fairfield	Fall 2017	13-NOV-2017	Day Class	Cortes J	0	0.0	0.00				30	0.0
..365, ESL 373L, Face to Face	Main Campus - Fairfield	Fall 2017	13-NOV-2017	Day Class	Cortes J	1	3.3	0.00	0.00			30	0.0
..1366, ESL 330, Face to Face	Main Campus - Fairfield	Fall 2017	13-NOV-2017	Day Class	Cortes J	0	0.0	0.00				30	0.0
..374, MUSC 007, Face to Face	Travis Air Force Base	Fall 2017	19-OCT-2017	Evening Class	Wesley A	1	3.3	0.20	0.09	14.0	0.5	30	48.0

M Census Enroll, Avg % Fill Rate, FTEF, Total FTES, Median Efficiency, FTES/FTEF, Max Enrollm and Median Contact Hours broken down by Rank, Crn Status, Crn1, Course ID, Delivery Method (group), Campus, Semester Desc, Census Date1, Day/Extday Desc1 and Primary Instructor Crn1. Details are shown for Semester1. The data is filtered on Division, Subject Area, Honors Include and Crn Stat Desc1. The Division filter keeps 15 of 15 members. The Subject Area filter keeps 83 of 83 members. The Honors Include filter keeps Discard Honors and View Honors. The Crn Stat Desc1 filter keeps Active. The view is filtered on Semester Desc, Semester1, Course ID and Census Date1. The Semester Desc filter keeps Fall 2017 and Spring 2017. The Semester1 filter keeps Fall. The Course ID filter keeps 1,242 of 1,242 members. The Census Date1 filter keeps 1,168 of 1,168 members.

Detail List for Selected Cohort

Divsion: All
 Campus: All
 Delivery Method: None
 Discipline: All
 XList: None
 Course(s): All

Delivery Method (group)	Campus	Semester Desc	Census Date1	Day/Extday Desc1	Primary Instructor Crn1	M Census Enroll	Avg % Fill Rate	FTEF	Total FTES	Median Efficiency	FTES/FT..	Max Enrollm	Median Contact ..
..375, MUSC 013, Face to Face	Travis Air Force Base	Fall 2017	22-AUG-2017	Day Class	Wesley A	0	0.0	0.20	0.00	0.0	0.0	30	48.0
..387, SPAN 034, Face to Face	Main Campus - Fairfield	Fall 2017	12-OCT-2017	Day Class	Pirott L	25	83.3	0.33	3.90	351.0	11.7	30	87.5
..388, KINE 007F, Face to Face	Main Campus - Fairfield	Fall 2017	05-SEP-2017	Day Class	Stover S	1	4.0	0.17	0.10	17.0	0.6	25	52.5
..89, KINE 005D, Face to Face	Main Campus - Fairfield	Fall 2017	05-SEP-2017	Day Class	Stover S	2	6.7	0.17	0.20	35.0	1.2	30	52.5
..1390, HED 003, Face to Face	Vacaville Center	Fall 2017	05-SEP-2017	Evening Class	Stover S	2	4.0	0.20	0.20	30.0	1.0	50	52.5
..91, KINE 005E, Face to Face	Main Campus - Fairfield	Fall 2017	05-SEP-2017	Day Class	Stover S	4	13.3	0.17	0.40	70.0	2.3	30	52.5
..138, A, 81392, ACCT 001, DE	Vallejo Center	Fall 2017	05-SEP-2017	Unknown	Beam E	17	42.5	0.27	2.27	256.0	8.5	40	70.0
..393, ART 046C, Face to Face	Main Campus - Fairfield	Fall 2017	05-SEP-2017	Day Class	Smith R	10	41.7	0.36	2.00	169.0	5.6	24	105.0
..1394, EMT 112, Face to Face	Main Campus - Fairfield	Fall 2017	05-SEP-2017	Day Class	TBD -	10	62.5	0.67	3.67	165.0	5.5	16	192.5
..1, A, 81397, GEOL 049, Other	Main Campus - Fairfield	Fall 2017	05-SEP-2017	Day Class	Feighner M	0	0.0	0.00	0.00			5	0.0

M Census Enroll, Avg % Fill Rate, FTEF, Total FTES, Median Efficiency, FTES/FTEF, Max Enrollm and Median Contact Hours broken down by Rank, Crn Status, Crn1, Course ID, Delivery Method (group), Campus, Semester Desc, Census Date1, Day/Extday Desc1 and Primary Instructor Crn1. Details are shown for Semester1. The data is filtered on Divsion, Subject Area, Honors Include and Crn Stat Desc1. The Divsion filter keeps 15 of 15 members. The Subject Area filter keeps 83 of 83 members. The Honors Include filter keeps Discard Honors and View Honors. The Crn Stat Desc1 filter keeps Active. The view is filtered on Semester Desc, Semester1, Course ID and Census Date1. The Semester Desc filter keeps Fall 2017 and Spring 2017. The Semester1 filter keeps Fall. The Course ID filter keeps 1,242 of 1,242 members. The Census Date1 filter keeps 1,168 of 1,168 members.

Trend Data Table for Fall Semesters

Division: All
 Campus: All
 Delivery Method: None
 Discipline: All
 XList: None
 Course: All

	Fall 2008	Fall 2009	Fall 2010	Fall 2011	Fall 2012	Fall 2013	Fall 2014	Fall 2015	Fall 2016	Fall 2017
Unique Sections	1,562	1,504	1,428	1,223	1,226	1,233	1,266	1,263	1,152	1,141
Actual Sections	1,317	1,219	1,159	993	978	979	1,020	1,026	972	991
% Change Sections		-3.71%	-5.05%	-14.36%	0.25%	0.57%	2.68%	-0.24%	-8.79%	-0.95%
FTEF	286	280	264	241	238	240	254	255	236	250
FTEF Full Time		140	124	125	115	117	122	117	114	120
% Change in Total FTEF		-2.09%	-5.69%	-8.57%	-1.21%	0.83%	5.84%	0.40%	-7.43%	5.99%
% FT	0.00%	50.06%	47.09%	51.82%	48.49%	48.61%	48.37%	46.19%	48.52%	48.50%
% True FT	0.00%	59.40%	57.77%	61.71%	59.26%	58.45%	57.29%	55.34%	58.61%	55.70%
Total FTES	4,186	4,362	4,211	3,930	3,480	3,347	3,531	3,551	3,383	2,213
% Change Total FTES		4.22%	-3.46%	-6.68%	-11.44%	-3.84%	5.50%	0.58%	-4.75%	-34.57%
FTES per Section	3.18	3.58	3.63	3.96	3.56	3.42	3.46	3.46	3.48	2.23
FTES/FTEF	14.66	15.60	15.97	16.30	14.62	13.94	13.89	13.92	14.32	8.84
Avg Max Enroll	42	34	34	34	36	35	34	34	34	34
Total Census Enroll	36,718	36,396	36,123	32,761	28,832	27,308	28,025	27,904	27,153	17,006
% Difference in Census Enroll		-0.88%	-0.75%	-9.31%	-11.99%	-5.29%	2.63%	-0.43%	-2.69%	-37.37%
Avg Census Enroll	27.9	29.9	31.2	33.0	29.5	27.9	27.5	27.2	27.9	17.2
% Change Avg Enroll		7.09%	4.39%	5.85%	-10.64%	-5.38%	-1.50%	-1.01%	2.71%	-38.57%
Efficiency	453	478	462	503	440	419	419	415	437	264
% Change Avg Efficiency		5.62%	-3.36%	8.81%	-12.51%	-4.73%	-0.19%	-0.77%	5.21%	-39.51%
Avg % Fill Rate	78.71	87.64	91.00	96.32	85.83	81.54	81.45	80.56	83.16	51.87

Unique Sections, Actual Sections, % Change Sections, FTEF, FTEF Full Time, % Change in Total FTEF, % FT, % True FT, Total FTES, % Change Total FTES, FTES per Section, FTES/FTEF, Avg Max Enroll, Total Census Enroll, % Difference in Census Enroll, Avg Census Enroll, % Change Avg Enroll, Efficiency, % Change Avg Efficiency, Avg % Fill Rate, % Change Avg Fill Rate, Median % Fill Rate, % Difference in Median % Fill Rate from the Previous along Table (Across), WSCH, % Change Total WSCH, Avg Total Contact Hrs and Median Contact Hours broken down by Semester Desc. The data is filtered on Division, Semester1, Subject Area, Course ID, Honors Include, Crn Stat Desc1 and Campus. The Division filter keeps 15 of 15 members. The Semester1 filter keeps Fall. The Subject Area filter keeps 83 of 83 members. The Course ID filter keeps 1,242 of 1,242 members. The Honors Include filter keeps Discard Honors and View Honors. The Crn Stat Desc1 filter keeps Active. The Campus filter keeps 9 of 9 members.

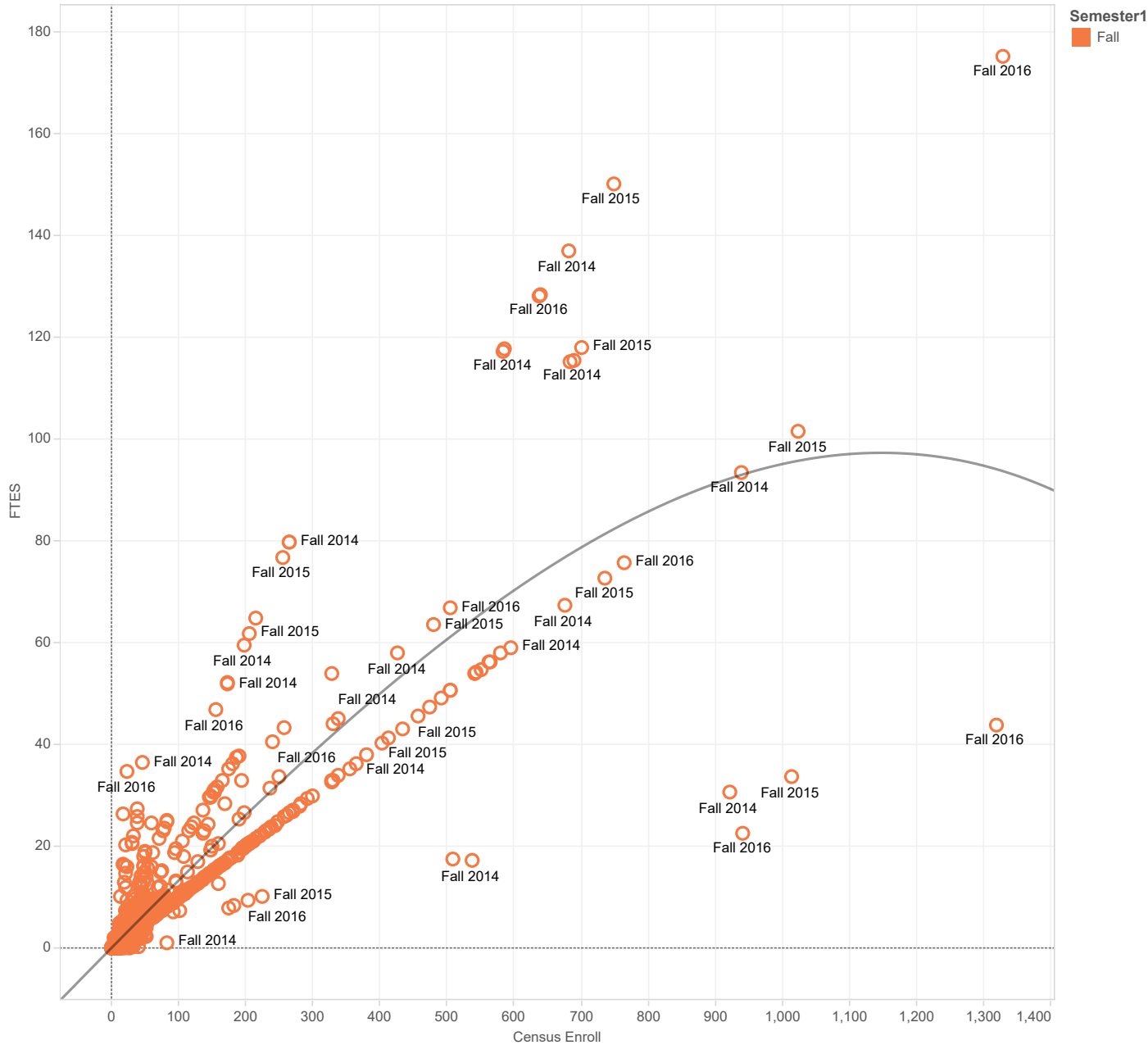
Trend Data Table for Fall Semesters

Division: All
 Campus: All
 Delivery Method: None
 Discipline: All
 XList: None
 Course: All

	Fall 2008	Fall 2009	Fall 2010	Fall 2011	Fall 2012	Fall 2013	Fall 2014	Fall 2015	Fall 2016	Fall 2017
% Change Avg Fill Rate		11.35%	3.83%	5.85%	-10.88%	-5.00%	-0.11%	-1.09%	3.24%	-37.63%
Median % Fill Rate	86	91	95	97	90	84	87	84	88	48
% Difference in Median % Fill Rate from the Pr..		6.67%	3.90%	2.25%	-7.35%	-6.24%	2.71%	-3.08%	4.17%	-45.14%
WSCH	125,948	131,095	126,608	118,277	104,721	100,697	106,234	106,742	101,518	66,404
% Change Total WSCH		4.09%	-3.42%	-6.58%	-11.46%	-3.84%	5.50%	0.48%	-4.89%	-34.59%
Avg Total Contact Hrs	69	70	71	68	70	71	72	70	74	69
Median Contact Hours	53	53	53	53	53	53	53	53	53	53

Unique Sections, Actual Sections, % Change Sections, FTEF, FTEF Full Time, % Change in Total FTEF, % FT , % True FT, Total FTES, % Change Total FTES, FTES per Section, FTES/FTEF, Avg Max Enroll, Total Census Enroll, % Difference in Census Enroll, Avg Census Enroll, % Change Avg Enroll, Efficiency, % Change Avg Efficiency, Avg % Fill Rate, % Change Avg Fill Rate, Median % Fill Rate, % Difference in Median % Fill Rate from the Previous along Table (Across), WSCH, % Change Total WSCH, Avg Total Contact Hrs and Median Contact Hours broken down by Semester Desc. The data is filtered on Division, Semester1, Subject Area, Course ID, Honors Include, Crn Stat Desc1 and Campus. The Division filter keeps 15 of 15 members. The Semester1 filter keeps Fall. The Subject Area filter keeps 83 of 83 members. The Course ID filter keeps 1,242 of 1,242 members. The Honors Include filter keeps Discard Honors and View Honors. The Crn Stat Desc1 filter keeps Active. The Campus filter keeps 9 of 9 members.

Enrollment vs FTES



Sum of Census Enroll vs. sum of FTES. Color shows details about Semester1. The marks are labeled by SemesterDesc (group). Details are shown for Course ID and SemesterDesc (group). The data is filtered on Honors Include, Division, Crn Stat Desc1, Subject Area and Academic Year1. The Honors Include filter keeps Discard Honors and View Honors. The Division filter keeps 15 of 15 members. The Crn Stat Desc1 filter keeps Active. The Subject Area filter keeps 83 of 83 members. The Academic Year1 filter keeps 2014/2015, 2015/2016 and 2016/2017. The view is filtered on Course ID and Semester1. The Course ID filter keeps 1,242 of 1,242 members. The Semester1 filter keeps Fall.

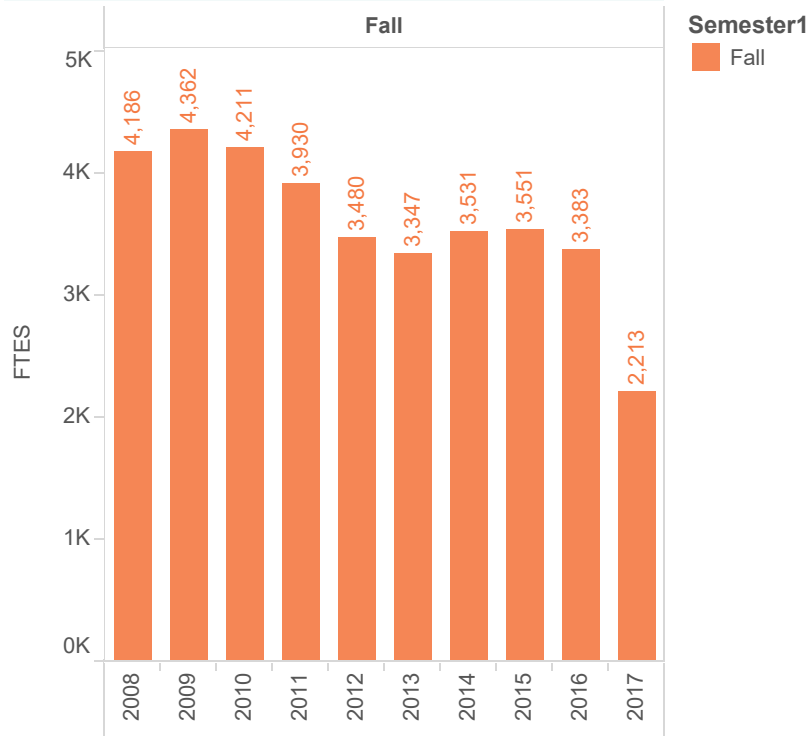
Trend Data Table for Fall Semesters

Division: All
Campus: None
Delivery Method: None
Discipline: All
XList: None
Course: All

Crn Stat Desc1	Fall 2008	Fall 2009	Fall 2010	Fall 2011	Fall 2012	Fall 2013	Fall 2014	Fall 2015	Fall 2016	Fall 2017
Active	1,562	1,504	1,428	1,223	1,226	1,233	1,266	1,263	1,152	1,141

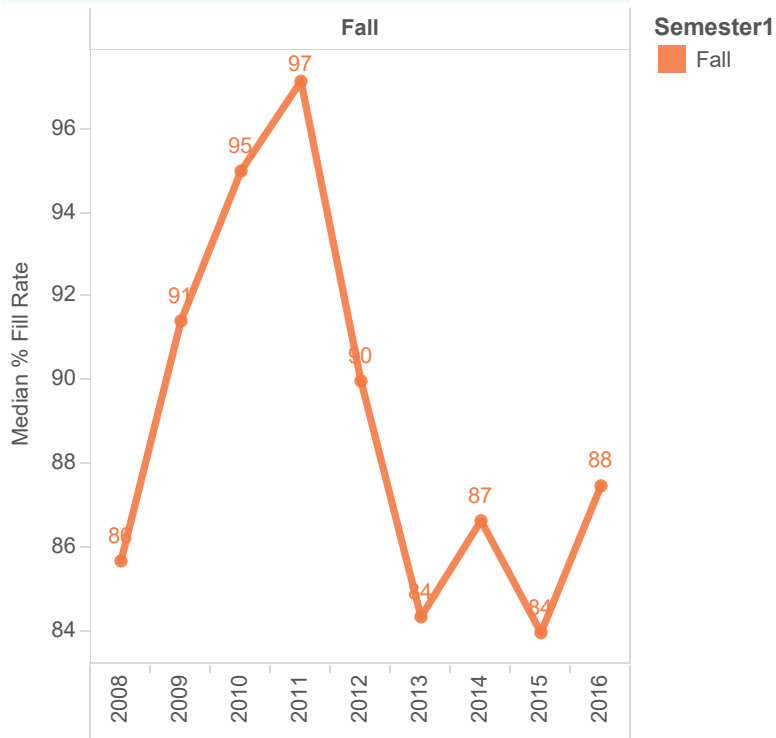
Unique CRN broken down by Semester Desc vs. Crn Stat Desc1. The data is filtered on Division, Semester1, Subject Area, Course ID and Honors Include. The Division filter keeps 15 of 15 members. The Semester1 filter keeps Fall. The Subject Area filter keeps 83 of 83 members. The Course ID filter keeps 1,242 of 1,242 members. The Honors Include filter keeps Discard Honors and View Honors. The view is filtered on Crn Stat Desc1, which keeps Active.

FTES



Sum of FTES for each Term Start Date Year broken down by Semester1. Color shows details about Semester1. The marks are labeled by sum of FTES. The data is filtered on Honors Include, Division, Subject Area, Course ID, Crn Stat Desc1 and Delivery Method (group). The Honors Include filter keeps Discard Honors and View Honors. The Division filter keeps 15 of 15 members. The Subject Area filter keeps 83 of 83 members. The Course ID filter keeps 1,242 of 1,242 members. The Crn Stat Desc1 filter keeps Active. The Delivery Method (group) filter keeps Null, Other, DE, Face to Face and Tutor Noncredit session. The view is filtered on Semester1, which keeps Fall.

Median Fill Rate



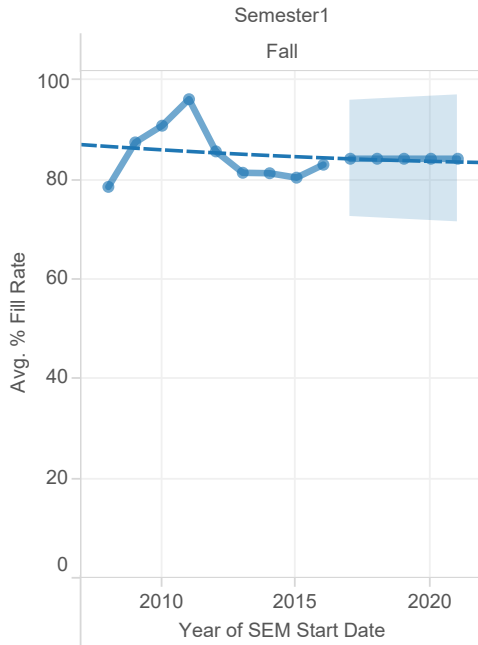
The trend of median of % Fill Rate for Term Start Date Year broken down by Semester1. Color shows details about Semester1. The marks are labeled by median of % Fill Rate. The data is filtered on Honors Include, Division, Subject Area, Course ID and Crm Stat Desc1. The Honors Include filter keeps Discard Honors and View Honors. The Division filter keeps 15 of 15 members. The Subject Area filter keeps 83 of 83 members. The Course ID filter keeps 1,242 of 1,242 members. The Crm Stat Desc1 filter keeps Active. The view is filtered on Semester1, Term Start Date Year and Exclusions (Semester1, YEAR(Term Start Date)). The Semester1 filter keeps Fall. The Term Start Date Year filter keeps 10 of 10 members. The Exclusions (Semester1, YEAR(Term Start Date)) filter keeps 27 members.

Fill Distribution

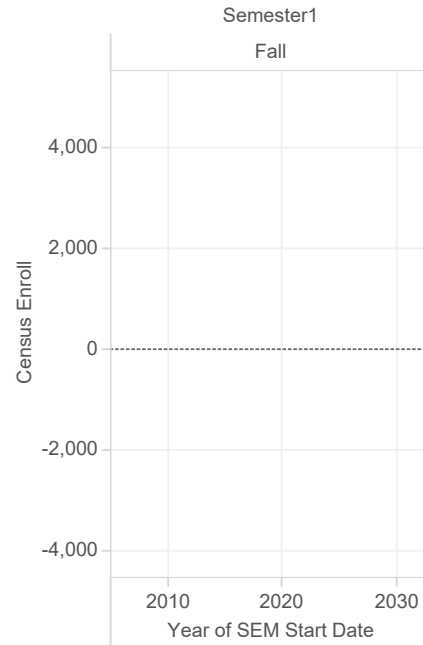
Over 90 Stat..	Fall 2008	Fall 2009	Fall 2010	Fall 2011	Fall 2012	Fall 2013	Fall 2014	Fall 2015	Fall 2016	Fall 2017
Over 90%	42.67%	50.04%	56.86%	66.06%	47.75%	38.20%	41.18%	37.13%	44.14%	21.39%
Under 90%	57.33%	49.96%	43.14%	33.94%	52.25%	61.80%	58.82%	62.87%	55.86%	78.61%

% of Total Section Count broken down by Semester Desc vs. Over 90 Status. The data is filtered on Honors Include, Division, Subject Area, Semester1, Course ID, Crn Stat Desc1 and Subject. The Honors Include filter keeps Discard Honors and View Honors. The Division filter keeps 15 of 15 members. The Subject Area filter keeps 83 of 83 members. The Semester1 filter keeps Fall. The Course ID filter keeps 1,242 of 1,242 members. The Crn Stat Desc1 filter keeps Active. The Subject filter keeps 151 of 151 members. The view is filtered on Semester Desc, which keeps 28 of 28 members.

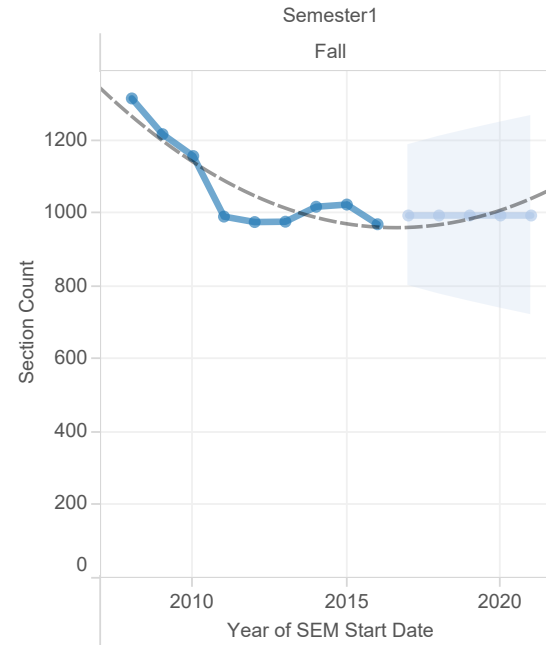
Fill Rates



Census Enrollments



Section Count



Course ID

All

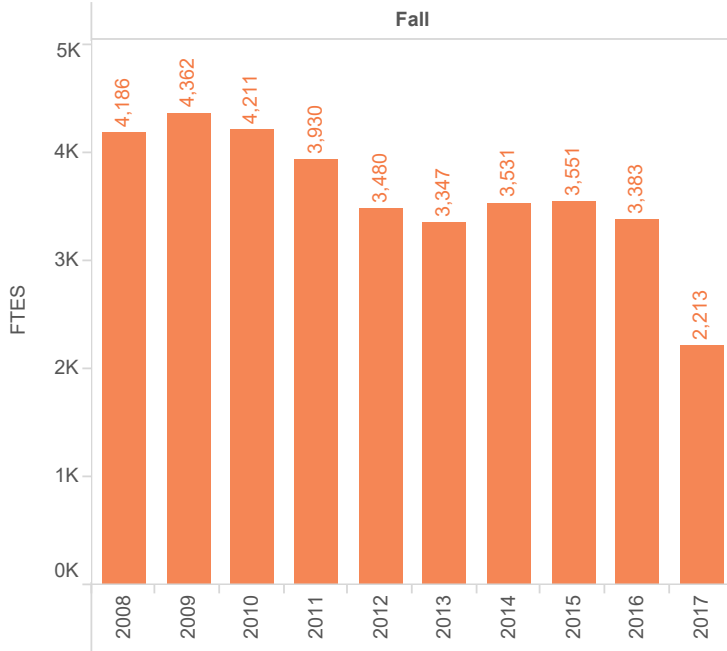
Division

All

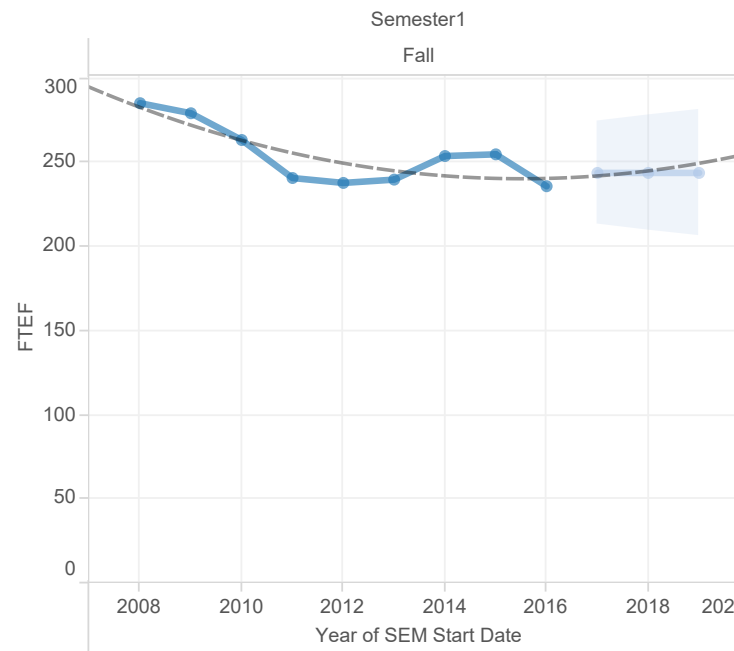
Subject Area

- Accounting
- Aeronautics
- Air Conditioning & Refrig
- American Sign Language
- Anthropology
- Art
- Astronomy
- Athletics
- Auto Body & Repair
- Auto Technician
- Banking and Finance
- Biological Sciences
- Biotechnology
- Business
- Chemistry
- Child Devlop. & Fam. St..
- Cinema
- Communication Studies
- Computer & Info Science
- Cosmetology
- Counseling
- Criminal Justice
- Drafting Technology
- Early Childhood Educati..
- Economics
- Electronics
- Emergency Medical Tec..
- Engineering
- English
- English as a Second Lan..
- Fire Technology
- Foreign Language
- French
- Geography
- Geology
- German
- Health Education
- History
- Horticulture
- Human Development

FTES

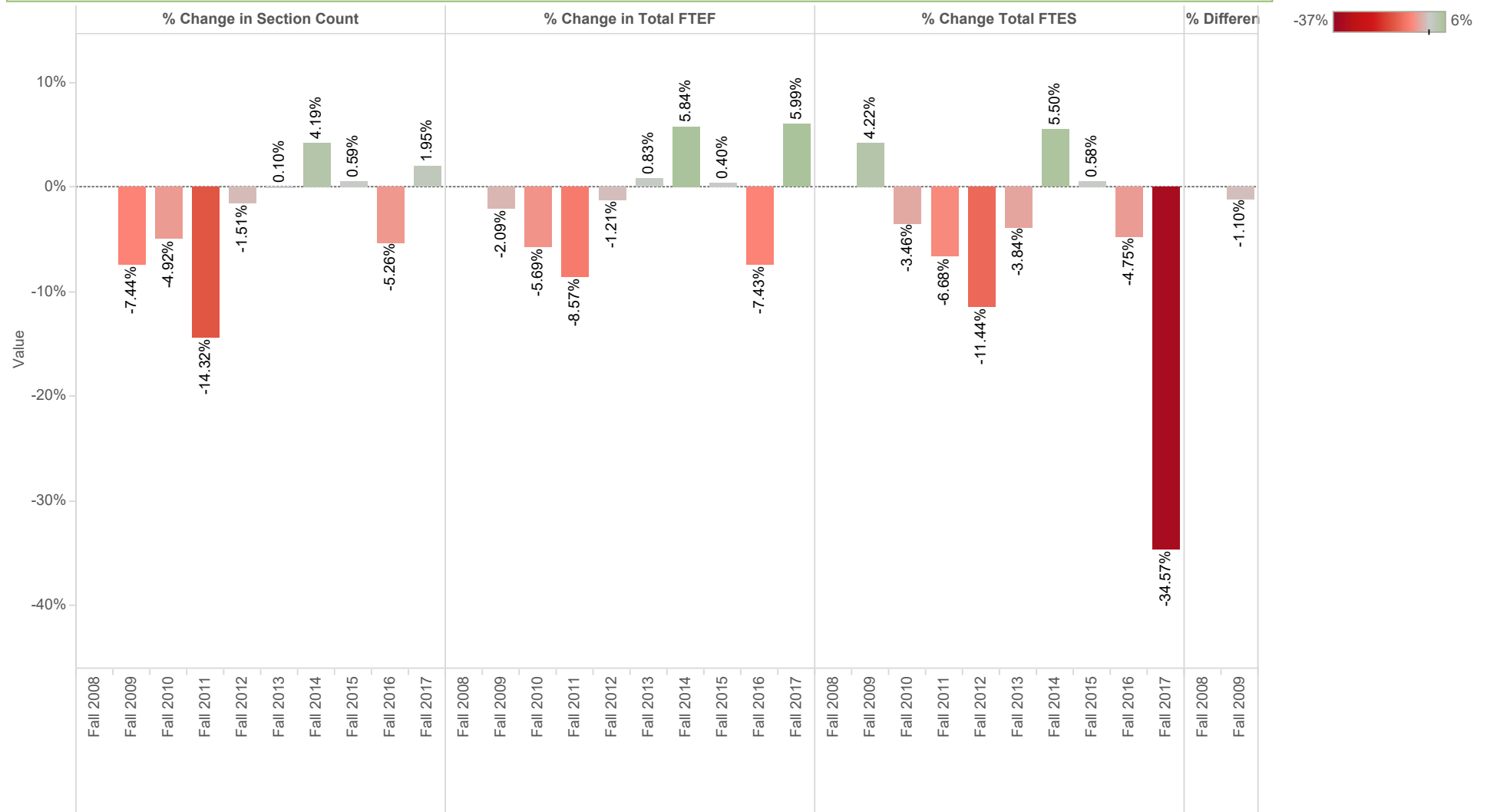


FTEF



Growth Factors for Fall Semesters

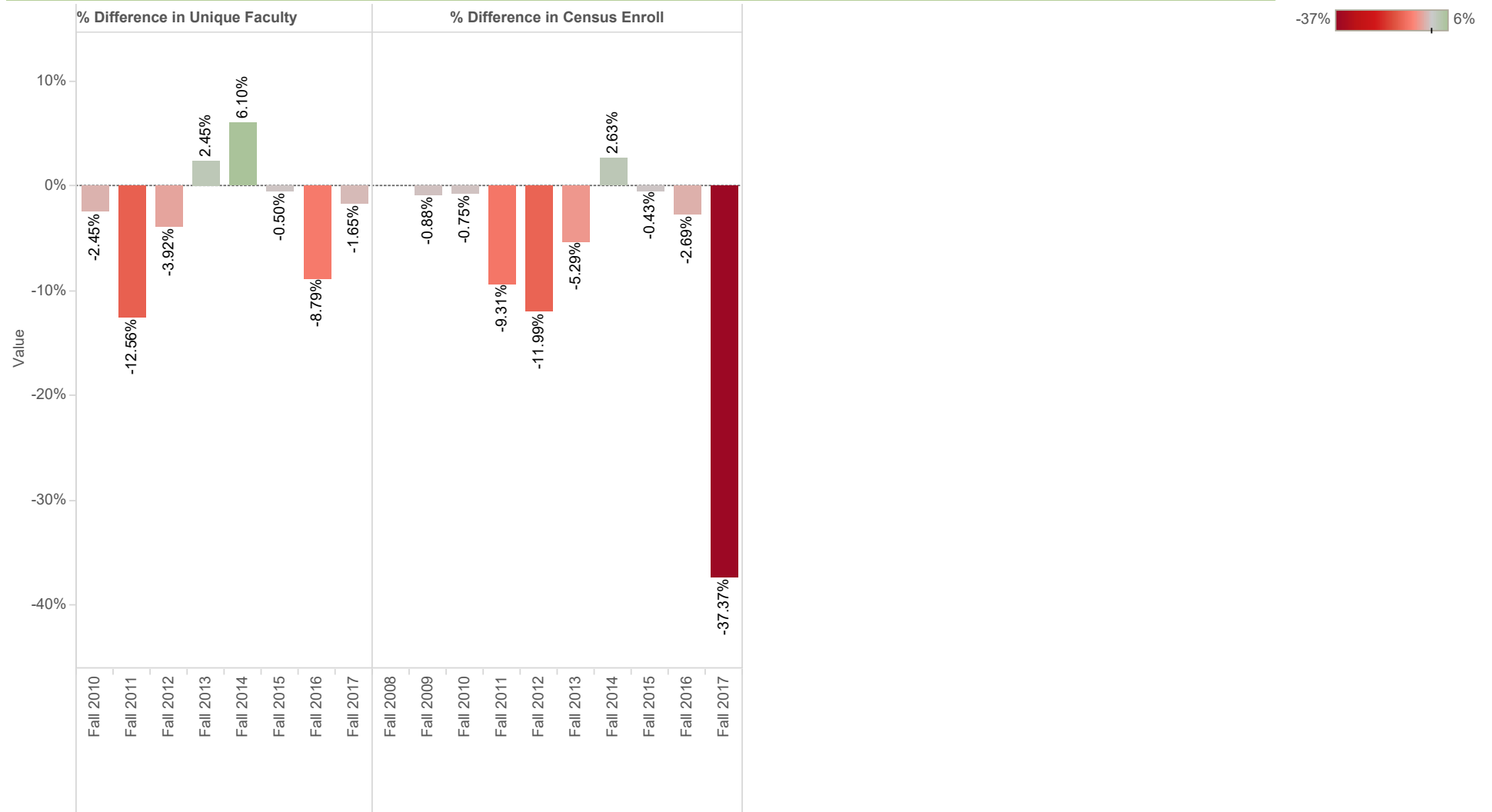
Division: All
 Campus: None
 Delivery Method: None
 Discipline: All
 XList: None



% Change in Section Count, % Change in Total FTEF, % Change Total FTES, % Difference in Unique Faculty and % Difference in Census Enroll for each Semester Desc. Color shows % Change in Section Count, % Change in Total FTEF, % Change Total FTES, % Difference in Unique Faculty and % Difference in Census Enroll. The marks are labeled by % Change in Section Count, % Change in Total FTEF, % Change Total FTES, % Difference in Unique Faculty and % Difference in Census Enroll. The data is filtered on Division, Semester1, Subject Area, Course ID, Honors Include and Crn Stat Desc1. The Division filter keeps 15 of 15 members. The Semester1 filter keeps Fall. The Subject Area filter keeps 83 of 83 members. The Course ID filter keeps 1,242 of 1,242 members. The Honors Include filter keeps Discard Honors and View Honors. The Crn Stat Desc1 filter keeps Active.

Growth Factors for Fall Semesters

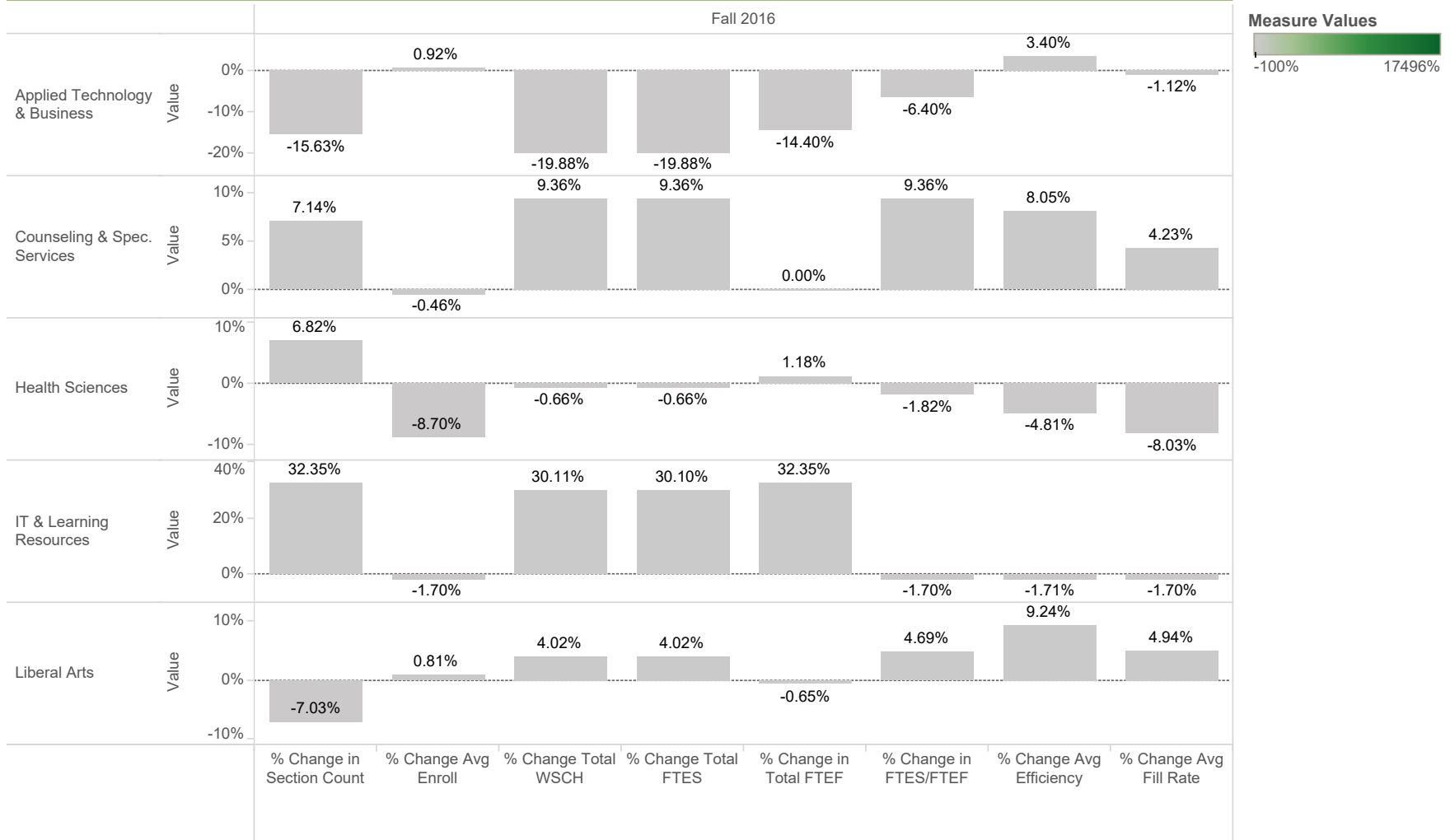
Division: All
 Campus: None
 Delivery Method: None
 Discipline: All
 XList: None



% Change in Section Count, % Change in Total FTEF, % Change Total FTES, % Difference in Unique Faculty and % Difference in Census Enroll for each Semester Desc. Color shows % Change in Section Count, % Change in Total FTEF, % Change Total FTES, % Difference in Unique Faculty and % Difference in Census Enroll. The marks are labeled by % Change in Section Count, % Change in Total FTEF, % Change Total FTES, % Difference in Unique Faculty and % Difference in Census Enroll. The data is filtered on Division, Semester1, Subject Area, Course ID, Honors Include and Crn Stat Desc1. The Division filter keeps 15 of 15 members. The Semester1 filter keeps Fall. The Subject Area filter keeps 83 of 83 members. The Course ID filter keeps 1,242 of 1,242 members. The Honors Include filter keeps Discard Honors and View Honors. The Crn Stat Desc1 filter keeps Active.

% Change Charts (Pick any 2 semesters)

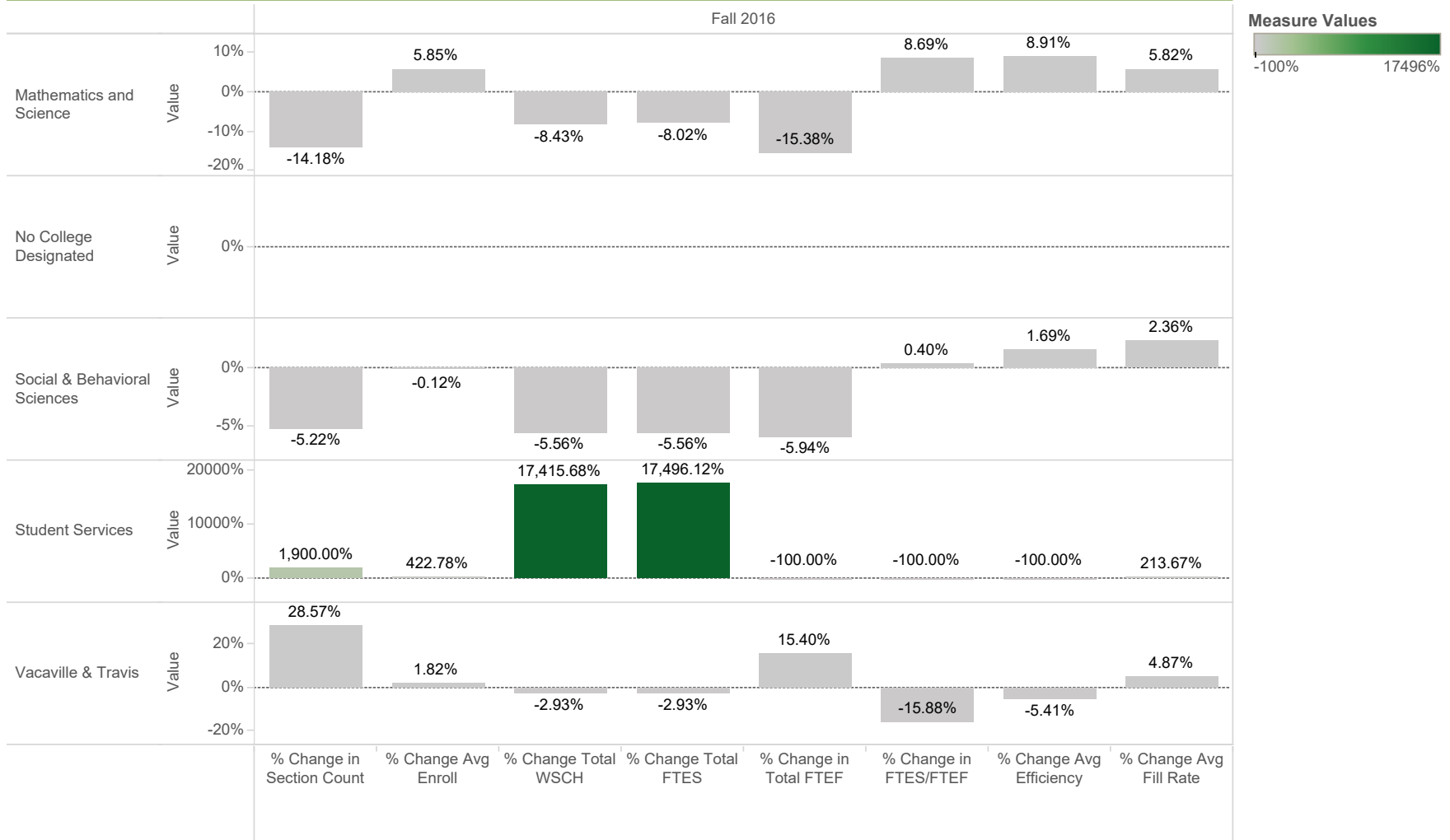
Division: All
 Campus: None
 Delivery Method: None
 Discipline: All
 XList: None



% Change in Section Count, % Change Avg Enroll, % Change Total WSCH, % Change Total FTES, % Change in Total FTEF, % Change in FTES/FTEF, % Change Avg Efficiency and % Change Avg Fill Rate for each Semester Desc broken down by Academic Year1 vs. Division. Color shows % Change in Section Count, % Change Avg Enroll, % Change Total WSCH, % Change Total FTES, % Change in Total FTEF, % Change in FTES/FTEF, % Change Avg Efficiency and % Change Avg Fill Rate. The marks are labeled by % Change in Section Count, % Change Avg Enroll, % Change Total WSCH, % Change Total FTES, % Change in Total FTEF, % Change in FTES/FTEF, % Change Avg Efficiency and % Change Avg Fill Rate. The data is filtered on Semester1, Subject Area, Show Only Last, Course ID, Honors Include and Crn Stat Desc1. The Semester1 filter keeps Fall. The Subject Area filter keeps 83 of 83 members. The Show Only Last filter keeps True. The Course ID filter keeps 1,242 of 1,242 members. The Honors Include filter keeps Discard Honors and View Honors. The Crn Stat Desc1 filter keeps Active. The view is filtered on Division and Semester Desc. The Division filter keeps 15 of 15 members. The Semester Desc filter keeps 6 of 28 members.

% Change Charts (Pick any 2 semesters)

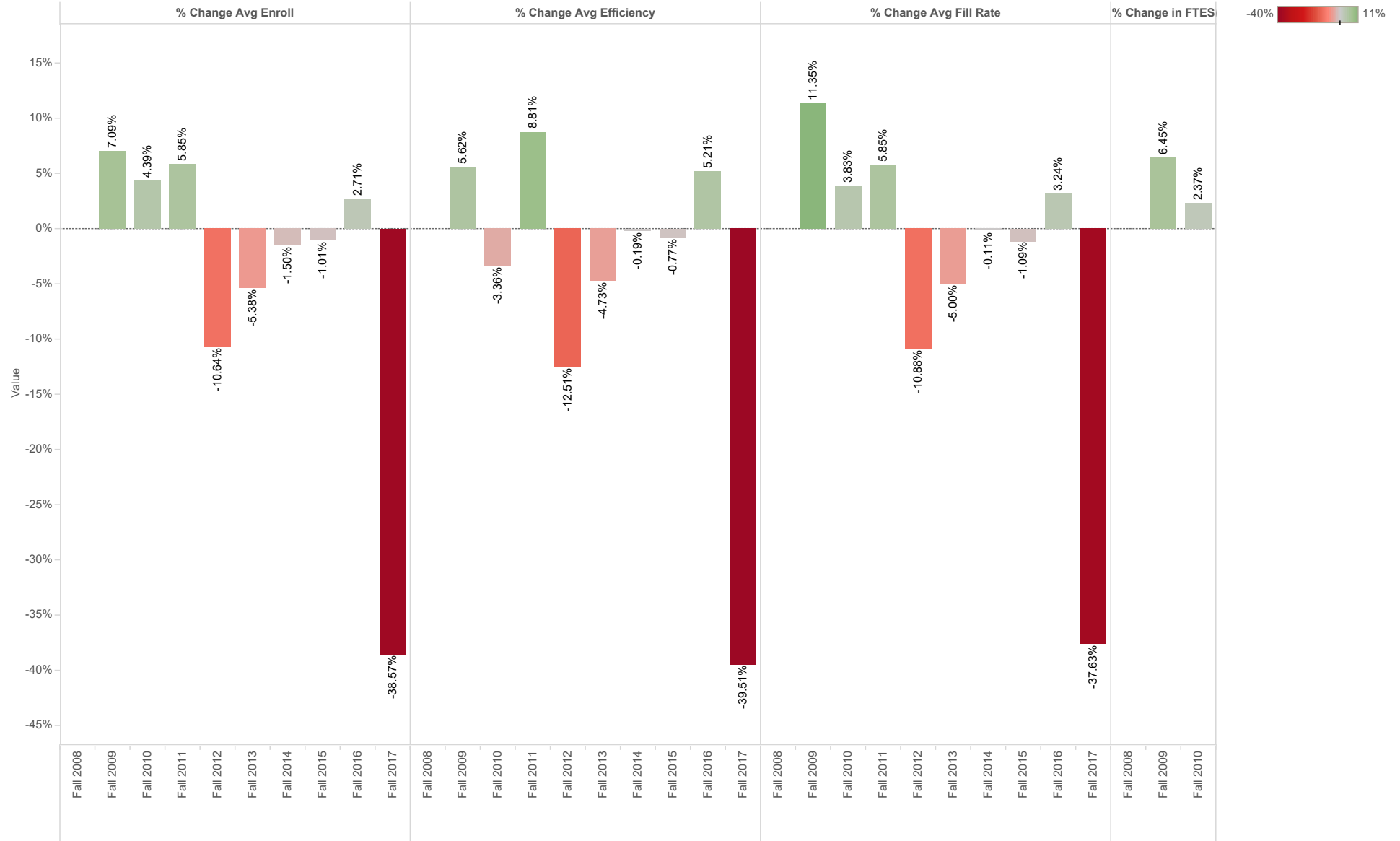
Division: All
 Campus: None
 Delivery Method: None
 Discipline: All
 XList: None



% Change in Section Count, % Change Avg Enroll, % Change Total WSCH, % Change Total FTES, % Change in Total FTEF, % Change in FTES/FTEF, % Change Avg Efficiency and % Change Avg Fill Rate for each Semester Desc broken down by Academic Year1 vs. Division. Color shows % Change in Section Count, % Change Avg Enroll, % Change Total WSCH, % Change Total FTES, % Change in Total FTEF, % Change in FTES/FTEF, % Change Avg Efficiency and % Change Avg Fill Rate. The marks are labeled by % Change in Section Count, % Change Avg Enroll, % Change Total WSCH, % Change Total FTES, % Change in Total FTEF, % Change in FTES/FTEF, % Change Avg Efficiency and % Change Avg Fill Rate. The data is filtered on Semester1, Subject Area, Show Only Last, Course ID, Honors Include and Crn Stat Desc1. The Semester1 filter keeps Fall. The Subject Area filter keeps 83 of 83 members. The Show Only Last filter keeps True. The Course ID filter keeps 1,242 of 1,242 members. The Honors Include filter keeps Discard Honors and View Honors. The Crn Stat Desc1 filter keeps Active. The view is filtered on Division and Semester Desc. The Division filter keeps 15 of 15 members. The Semester Desc filter keeps 6 of 28 members.

Efficiency Factors for Fall Semesters

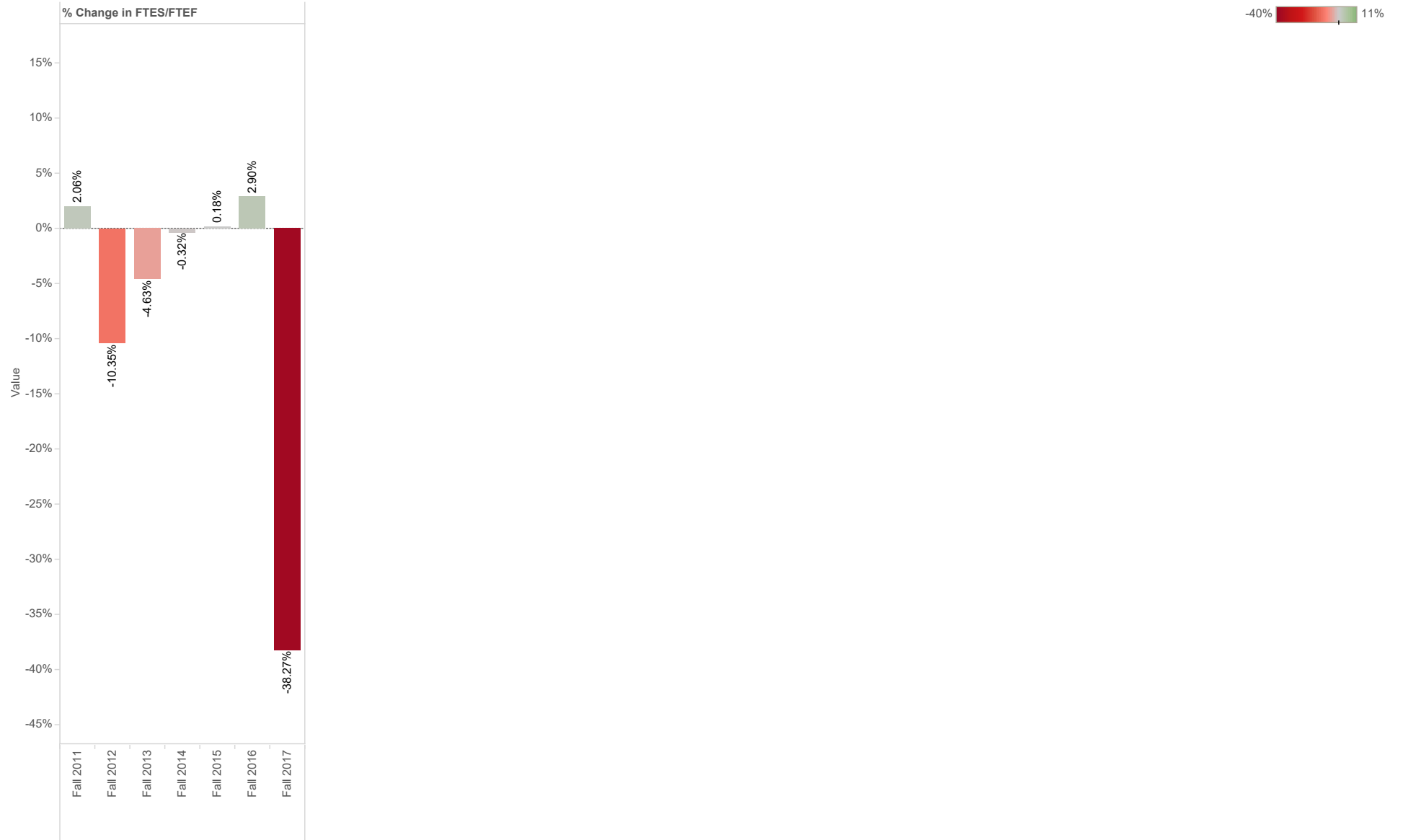
Division: All
 Campus: None
 Delivery Method: None
 Discipline: All
 XList: None



% Change Avg Enroll, % Change Avg Efficiency, % Change Avg Fill Rate and % Change in FTES/FTEF for each Semester Desc. Color shows % Change Avg Enroll, % Change Avg Efficiency, % Change Avg Fill Rate and % Change in FTES/FTEF. The marks are labeled by % Change Avg Enroll, % Change Avg Efficiency, % Change Avg Fill Rate and % Change in FTES/FTEF. The data is filtered on Division, Semester1, Subject Area, Course ID, Honors Include and Crn Stat Desc1. The Division filter keeps 15 of 15 members. The Semester1 filter keeps Fall. The Subject Area filter keeps 83 of 83 members. The Course ID filter keeps 1,242 of 1,242 members. The Honors Include filter keeps Discard Honors and View Honors. The Crn Stat Desc1 filter keeps Active.

Efficiency Factors for Fall Semesters

Division: All
 Campus: None
 Delivery Method: None
 Discipline: All
 XList: None

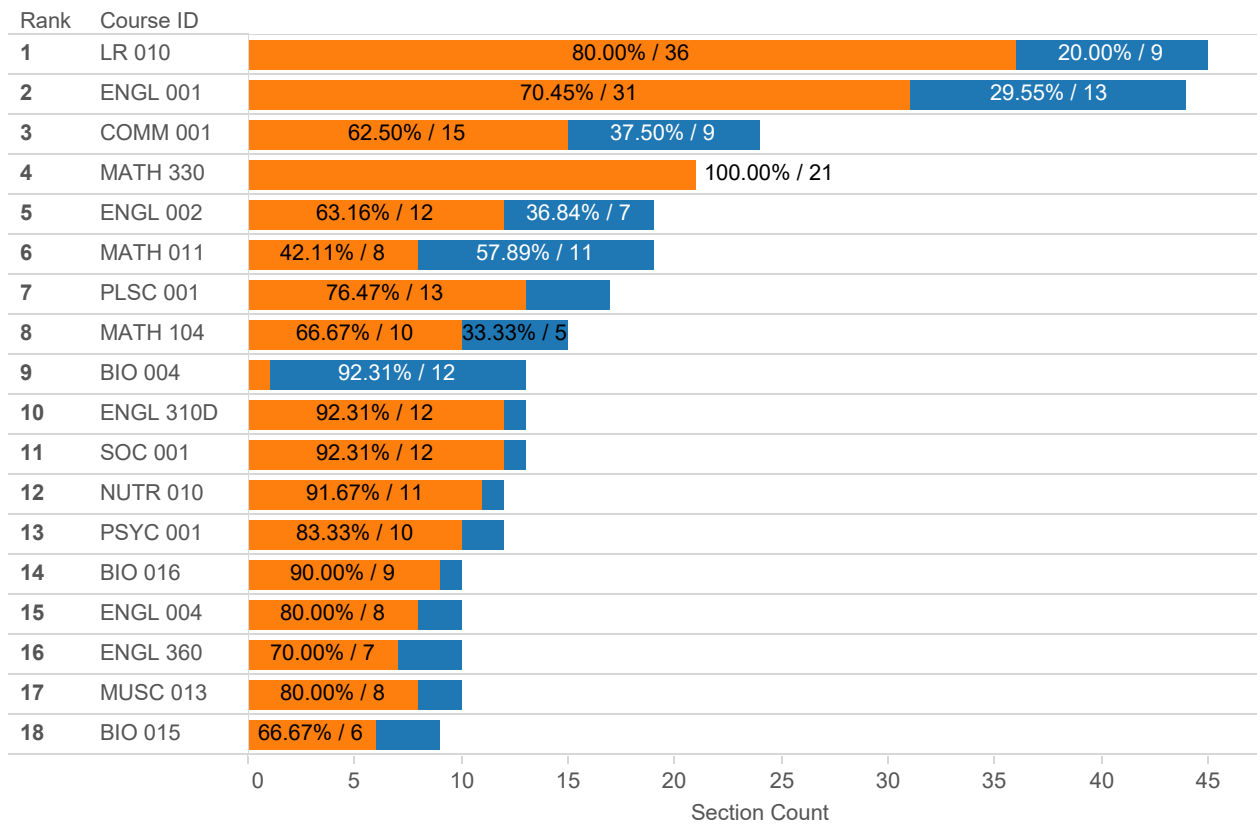


% Change Avg Enroll, % Change Avg Efficiency, % Change Avg Fill Rate and % Change in FTES/FTEF for each Semester Desc. Color shows % Change Avg Enroll, % Change Avg Efficiency, % Change Avg Fill Rate and % Change in FTES/FTEF. The marks are labeled by % Change Avg Enroll, % Change Avg Efficiency, % Change Avg Fill Rate and % Change in FTES/FTEF. The data is filtered on Division, Semester1, Subject Area, Course ID, Honors Include and Crn Stat Desc1. The Division filter keeps 15 of 15 members. The Semester1 filter keeps Fall. The Subject Area filter keeps 83 of 83 members. The Course ID filter keeps 1,242 of 1,242 members. The Honors Include filter keeps Discard Honors and View Honors. The Crn Stat Desc1 filter keeps Active.

Section Count by % Full - Rank Courses for Fall 2017 & Spring 2017

Sorted by Section Count

Division: All
 Campus: None
 Delivery Method: None
 Discipline: All
 XList: None



Over % Fill Status

Over 95%
 Under 95%

Sum of Section Count for each Rank broken down by Course ID. Color shows details about Over Fill Parameter Status. The marks are labeled by % of Total Section Count and sum of Section Count. The data is filtered on Semester Desc, Division, Subject Area, Rank, Semester1, Honors Include and Crn Stat Desc1. The Semester Desc filter keeps Fall 2017 and Spring 2017. The Division filter keeps 15 of 15 members. The Subject Area filter keeps 83 of 83 members. The Rank filter ranges from 1 to 18. The Semester1 filter keeps Fall. The Honors Include filter keeps Discard Honors and View Honors. The Crn Stat Desc1 filter keeps Active. The view is filtered on Course ID, which keeps 1,242 of 1,242 members.

Percent of Sections over 95% Full

The trends of % of Total Section Count and sum of Section Count for SemesterDesc (group) broken down by Semester1. For pane % of Total Section Count: Color shows details about Over Fill Parameter Status and Measure Names. The marks are labeled by % of Total Section Count. For pane Sum of Section Count: Color shows sum of Section Count. The data is filtered on Semester Desc, Division, Subject Area, Course ID, Honors Include and Crn Stat Desc1. The Semester Desc filter keeps Fall 2017 and Spring 2017. The Division filter keeps 15 of 15 members. The Subject Area filter keeps 83 of 83 members. The Course ID filter keeps 1,242 of 1,242 members. The Honors Include filter keeps Discard Honors and View Honors. The Crn Stat Desc1 filter keeps Active. The view is filtered on Semester1 and SemesterDesc (group). The Semester1 filter keeps Fall. The SemesterDesc (group) filter keeps 27 of 28 members.

Over Fill Parameter Status, Measure Names

Section Count

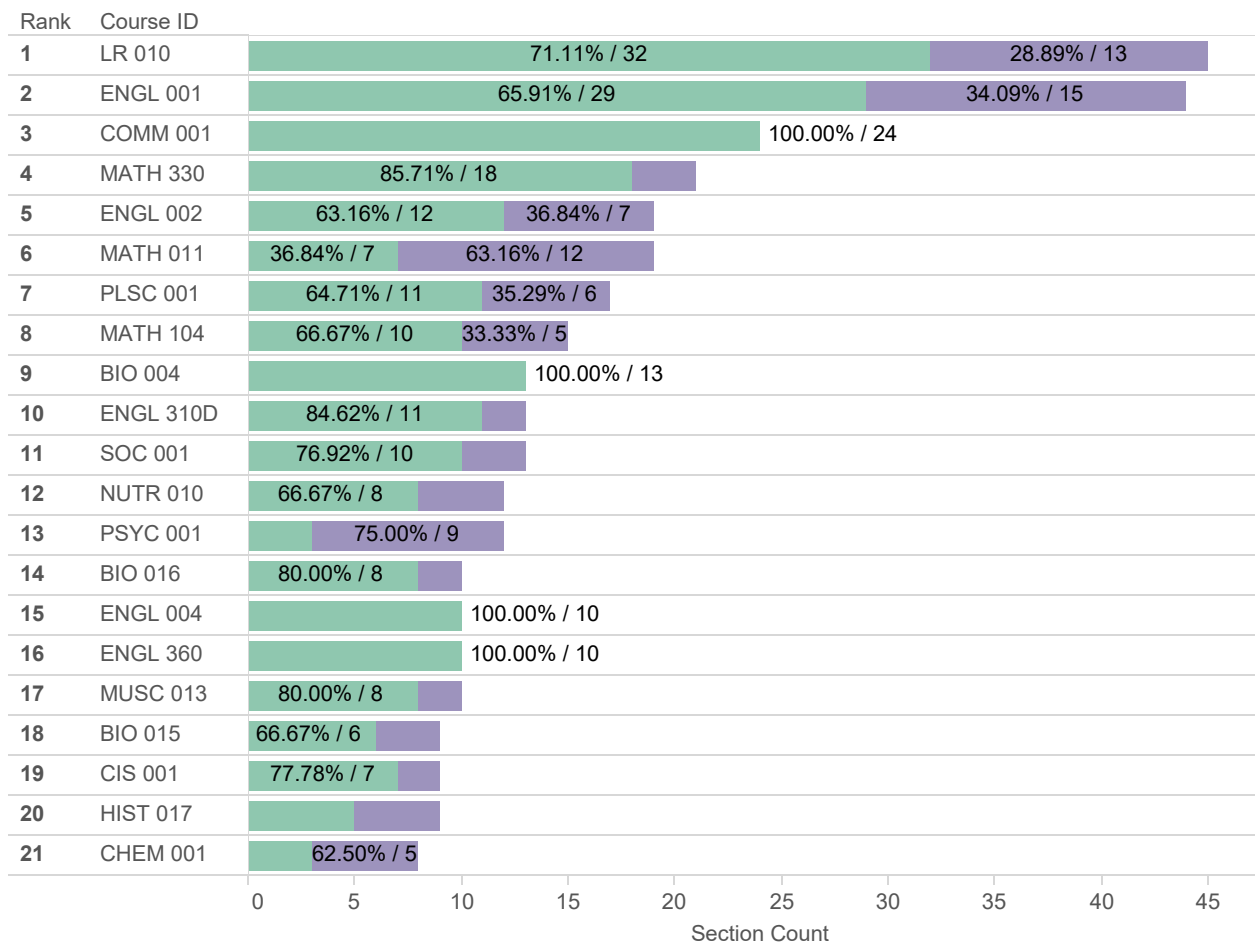


Null

Section Count by HC - Rank Course for Fall 2017 & Spring 2017

Sorted by Section Count

Division: All
 Campus: None
 Delivery Method: None
 Discipline: All
 XList: None



Over Headcount Status

Over 27 Students
 Under 27 Students

Sum of Section Count for each Rank broken down by Course ID. Color shows details about Over Headcount Parameter Status. The marks are labeled by % of Total Section Count and sum of Section Count. The data is filtered on Semester Desc, Division, Subject Area, Rank, Semester1, Honors Include and Crn Stat Desc1. The Semester Desc filter keeps Fall 2017 and Spring 2017. The Division filter keeps 15 of 15 members. The Subject Area filter keeps 83 of 83 members. The Rank filter ranges from 1 to 25. The Semester1 filter keeps Fall. The Honors Include filter keeps Discard Honors and View Honors. The Crn Stat Desc1 filter keeps Active. The view is filtered on Course ID, which keeps 1,242 of 1,242 members.

Section Count by HC - Rank Course for Fall 2017 & Spring 2017

Sorted by Section Count

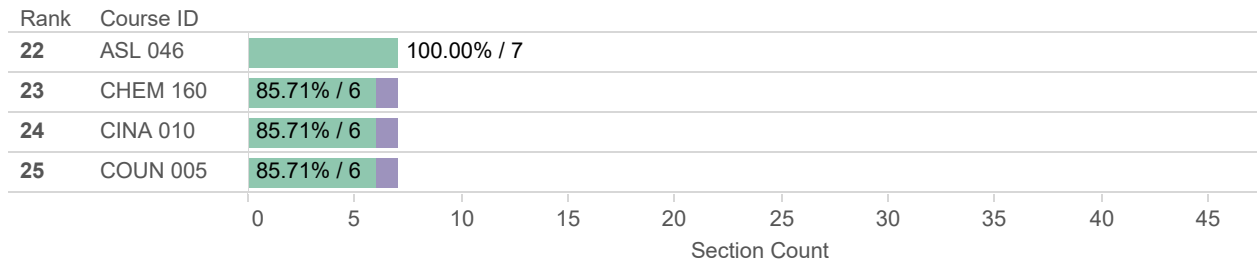
Division: All

Campus: None

Delivery Method: None

Discipline: All

XList: None



Over Headcount Status

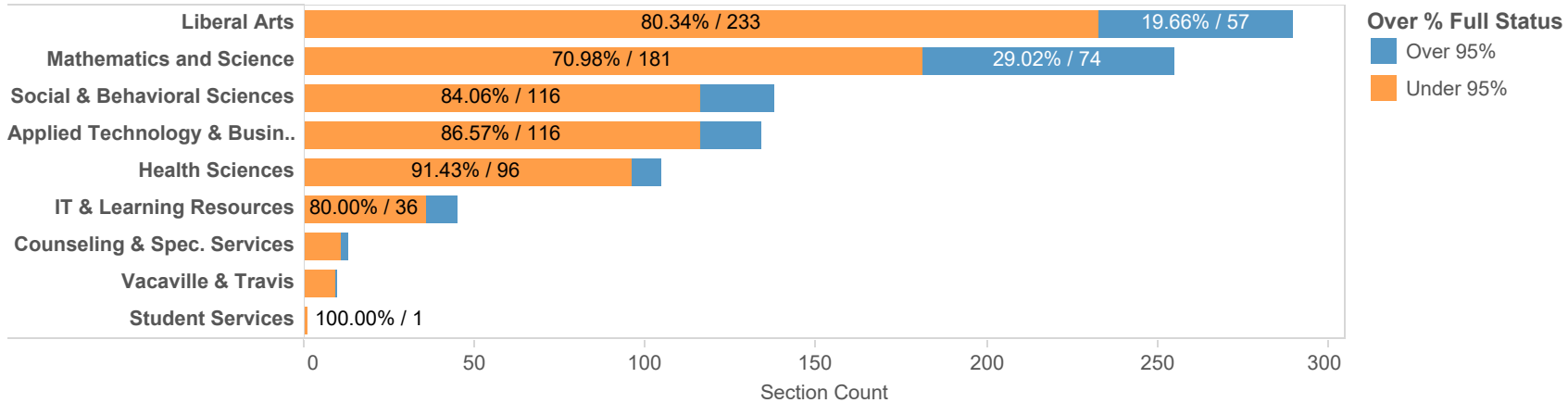
Over 27 Students

Under 27 Students

Sum of Section Count for each Rank broken down by Course ID. Color shows details about Over Headcount Parameter Status. The marks are labeled by % of Total Section Count and sum of Section Count. The data is filtered on Semester Desc, Division, Subject Area, Rank, Semester1, Honors Include and Crn Stat Desc1. The Semester Desc filter keeps Fall 2017 and Spring 2017. The Division filter keeps 15 of 15 members. The Subject Area filter keeps 83 of 83 members. The Rank filter ranges from 1 to 25. The Semester1 filter keeps Fall. The Honors Include filter keeps Discard Honors and View Honors. The Crn Stat Desc1 filter keeps Active. The view is filtered on Course ID, which keeps 1,242 of 1,242 members.

Shows Courses with Greater than 95% Fill Rate for Fall 2017 & Spring 2017

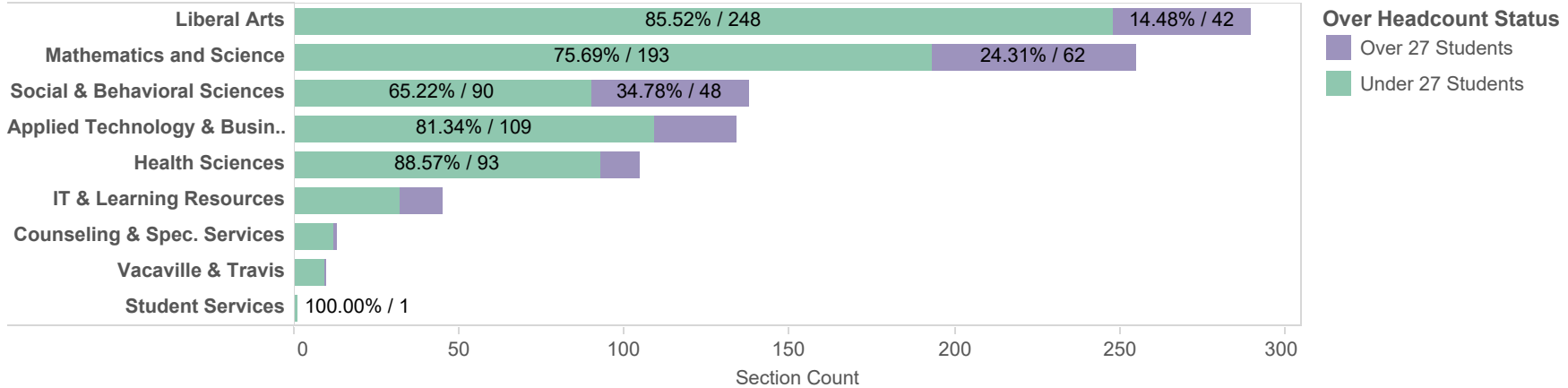
Division: All
 Campus: None
 Delivery Method: None
 Discipline: All
 XList: None



Sum of Section Count for each Division. Color shows details about Over Fill Parameter Status. The marks are labeled by % of Total Section Count and sum of Section Count. Details are shown for Semester1. The data is filtered on Semester Desc, Subject Area, Campus Desc (group), Course ID, Honors Include and Crn Stat Desc1. The Semester Desc filter keeps Fall 2017 and Spring 2017. The Subject Area filter keeps 83 of 83 members. The Campus Desc (group) filter keeps Null, Dixon High School, Nut Tree Airport - Vacaville, Travis Air Force Base and 1 more, Main Campus - Fairfield, Online and Vallejo Center. The Course ID filter keeps 1,242 of 1,242 members. The Honors Include filter keeps Discard Honors and View Honors. The Crn Stat Desc1 filter keeps Active. The view is filtered on Division and Semester1. The Division filter keeps 15 of 15 members. The Semester1 filter keeps Fall.

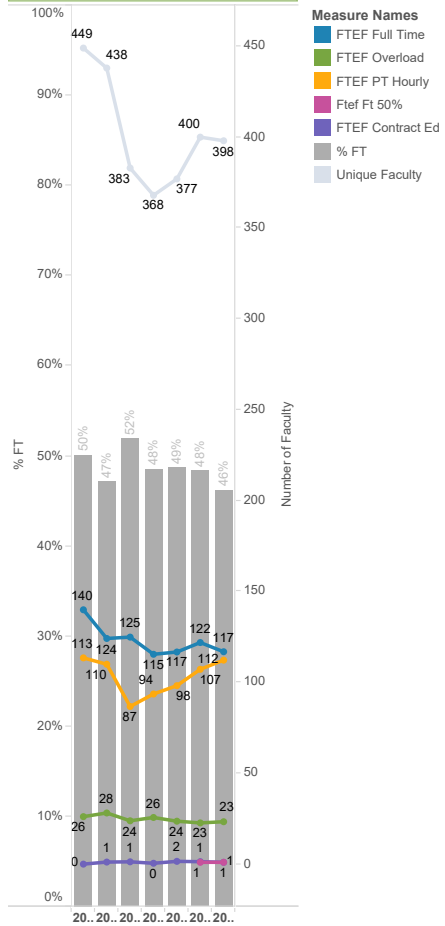
Shows Courses with Greater than 95% Fill Rate for Fall 2017 & Spring 2017

Division: All
 Campus: None
 Delivery Method: None
 Discipline: All
 XList: None



Sum of Section Count for each Division. Color shows details about Over Headcount Parameter Status. The marks are labeled by % of Total Section Count and sum of Section Count. Details are shown for Semester1. The data is filtered on Semester Desc, Subject Area, Campus Desc (group), Course ID, Honors Include and Crn Stat Desc1. The Semester Desc filter keeps Fall 2017 and Spring 2017. The Subject Area filter keeps 83 of 83 members. The Campus Desc (group) filter keeps Null, Dixon High School, Nut Tree Airport - Vacaville, Travis Air Force Base and 1 more, Main Campus - Fairfield, Online and Vallejo Center. The Course ID filter keeps 1,242 of 1,242 members. The Honors Include filter keeps Discard Honors and View Honors. The Crn Stat Desc1 filter keeps Active. The view is filtered on Division and Semester1. The Division filter keeps 15 of 15 members. The Semester1 filter keeps Fall.

FTEF Count and %FT
 Division: All
 Campus: None
 Delivery Method: None
 Discipline: All
 XList: None



The trends of % FT , % FT , FTEF Full Time, FTEF Overload, FTEF PT Hourly, Ftef Ft 50%, FTEF Contract Ed and Unique Faculty for Term Start Date Year. Color shows details about % FT , FTEF Full Time, FTEF Overload, FTEF PT Hourly, Ftef Ft 50%, FTEF Contract Ed and Unique Faculty. For pane Measure Values: The marks are labeled by % FT, FTEF Full Time, FTEF Overload, FTEF PT Hourly, Ftef Ft 50%, FTEF Contract Ed and Unique Faculty. For pane % FT: The marks are labeled by % FT. The data is filtered on Division, Semester1, Subject Area, Semester Desc, Course ID, Honors Include and Crm Stat Desc1. The Division filter keeps 15 of 15 members. The Semester1 filter keeps Fall. The Subject Area filter keeps 83 of 83 members. The Semester Desc filter keeps 21 of 28 members. The Course ID filter keeps 1,242 of 1,242 members. The Honors Include filter keeps Discard Honors and View Honors. The Crm Stat Desc1 filter keeps Active.

FTEF Count and %FT Table

Division: All
Campus: None
Delivery Method: None
Discipline: All
XList: None

	Fall 2009	Fall 2010	Fall 2011	Fall 2012	Fall 2013	Fall 2014	Fall 2015
FTEF Full Time	139.94	124.16	124.90	115.46	116.70	121.92	116.85
FTEF Overload	26.12	28.148	23.846	25.66	23.622	22.677	23.326
FTEF PT Hourly	113.49	109.97	86.72	93.60	98.19	107.19	112.24
Ftef Ft 50%						0.997	0.996
FTEF Contract Ed	0	1.132	1.265	0.466	1.532	1.332	0.998
FTEF Unknown	0	0	4	3	0	0	1
% FT	50%	47%	52%	48%	49%	48%	46%

FTEF Full Time, FTEF Overload, FTEF PT Hourly, Ftef Ft 50%, FTEF Contract Ed, FTEF Unknown and % FT broken down by Semester Desc. The data is filtered on Division, Semester1, Subject Area, Course ID, Honors Include and Crn Stat Desc1. The Division filter keeps 15 of 15 members. The Semester1 filter keeps Fall. The Subject Area filter keeps 83 of 83 members. The Course ID filter keeps 1,242 of 1,242 members. The Honors Include filter keeps Discard Honors and View Honors. The Crn Stat Desc1 filter keeps Active. The view is filtered on Semester Desc, which keeps 21 of 28 members.

Discipline Data

Measure Values broken down by Semester Desc. The data is filtered on Honors Include, Division, Course ID, Semester1, Subject Area and Crn Stat Desc1. The Honors Include filter keeps Discard Honors and View Honors. The Division filter keeps 15 of 15 members. The Course ID filter keeps 1,242 of 1,242 members. The Semester1 filter keeps Fall. The Subject Area filter keeps 83 of 83 members. The Crn Stat Desc1 filter keeps Active. The view is filtered on Semester Desc, which keeps Summer 2017.

Update Log

Banner Data Extract:

27-Jun-17 21:34:56

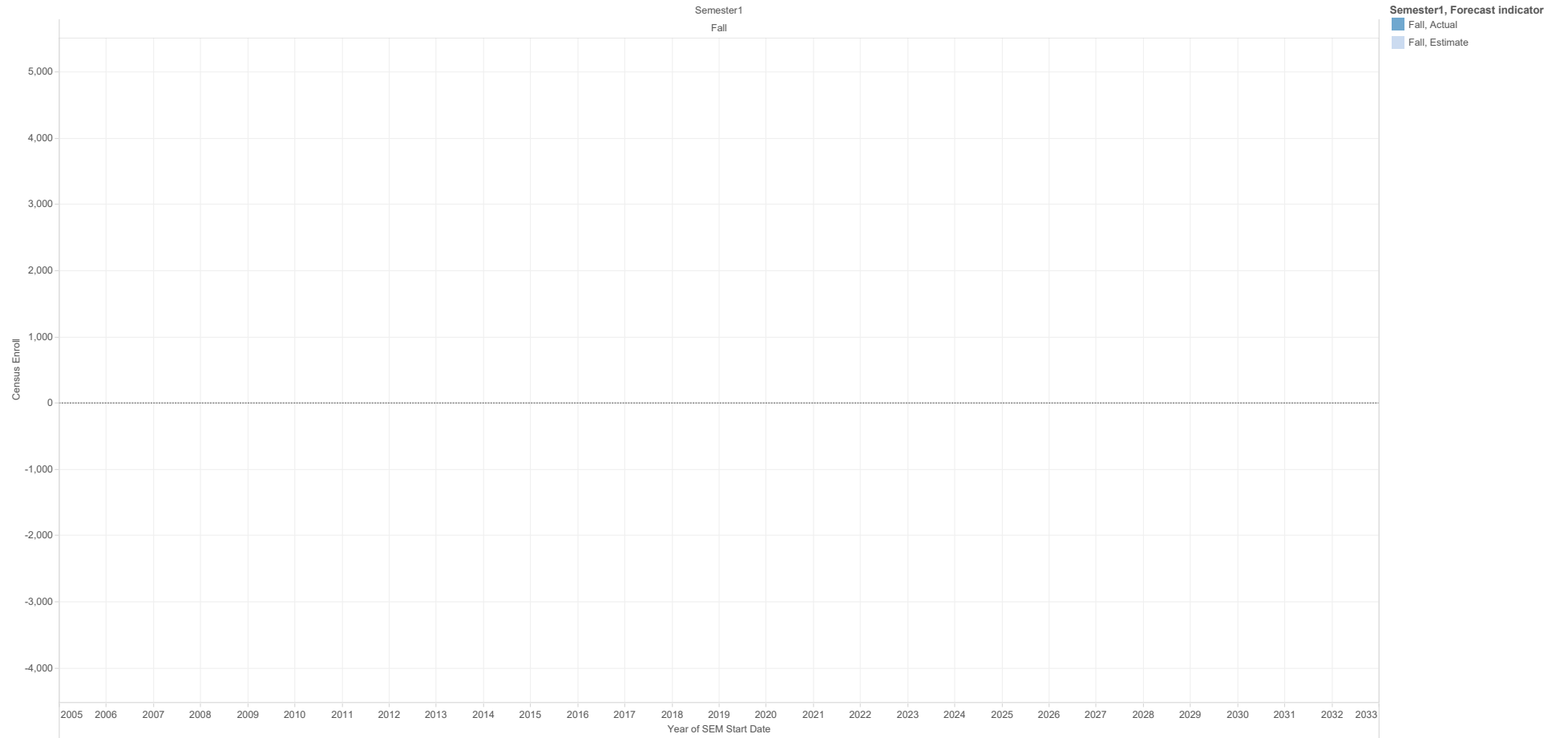
Extract Refresh:

6/28/2017 6:01:01 PM

27-Jun-17 21:34:56	12,998
--------------------	--------

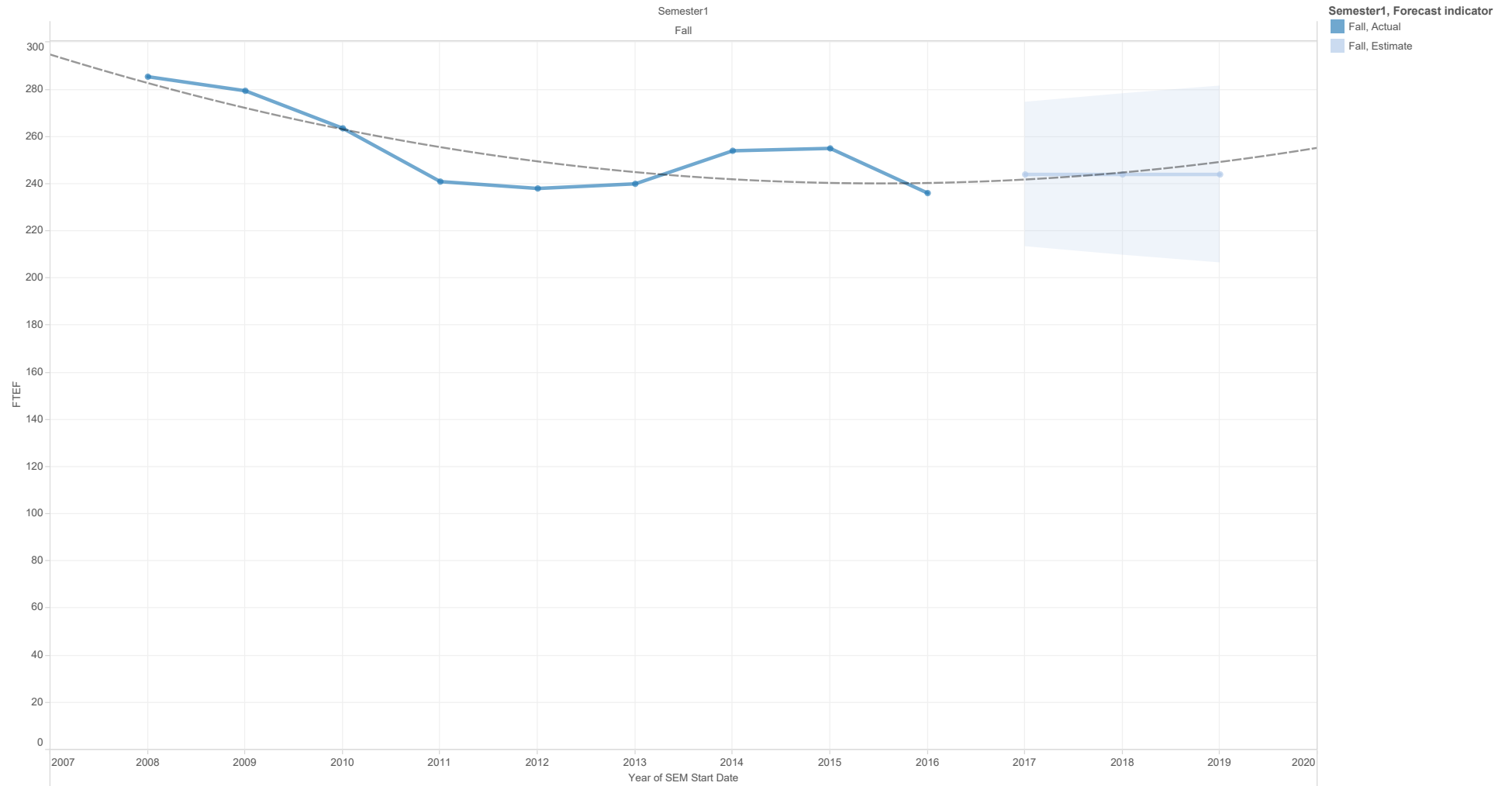
Sum of Number of Records broken down by Run Date. The data is filtered on Division, Course ID, Semester1, Subject Area, Honors Include and Crn Stat Desc1. The Division filter keeps 15 of 15 members. The Course ID filter keeps 1,242 of 1,242 members. The Semester1 filter keeps Fall. The Subject Area filter keeps 83 of 83 members. The Honors Include filter keeps Discard Honors and View Honors. The Crn Stat Desc1 filter keeps Active.

Census Enrollments



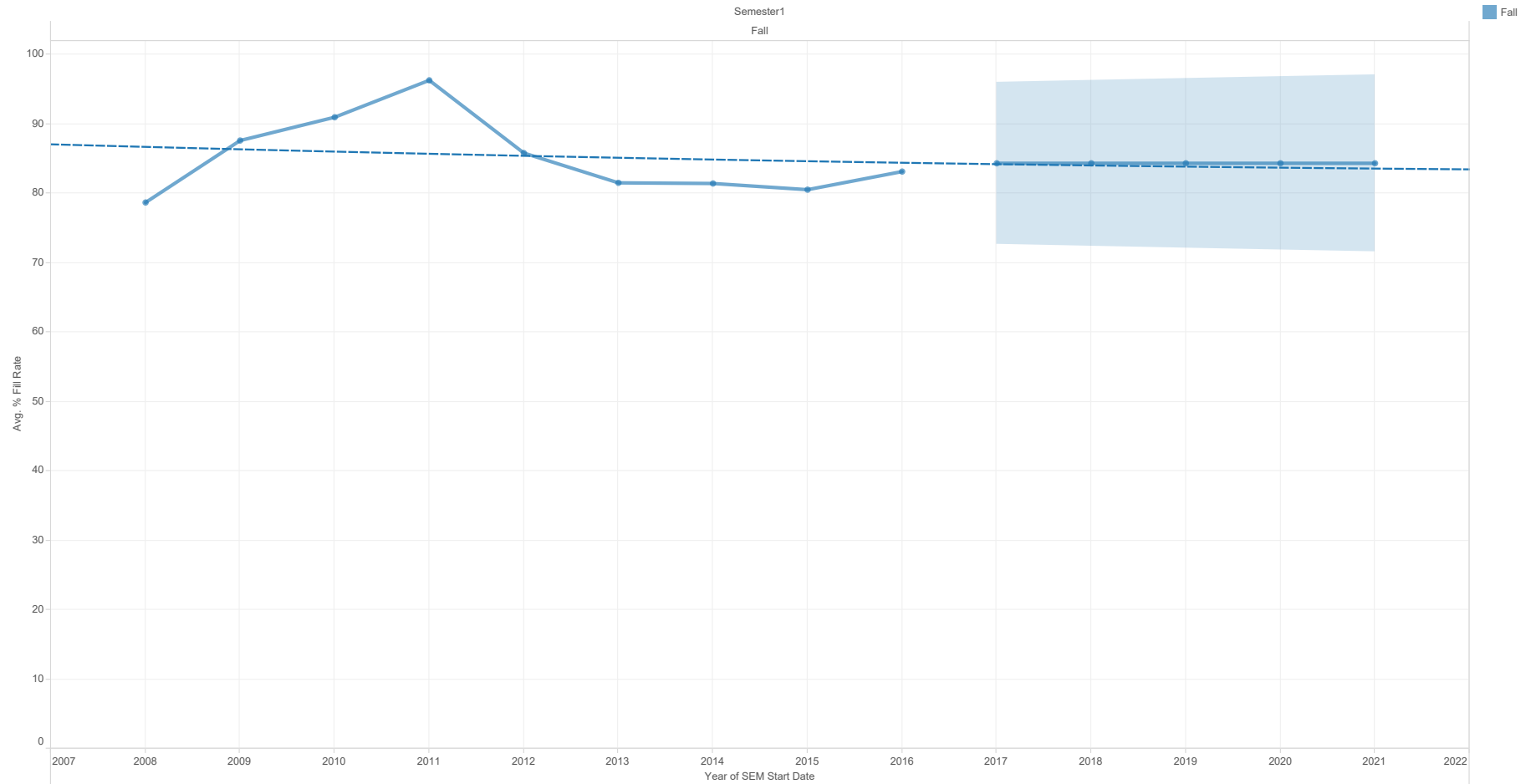
The trend of sum of Census Enroll (actual & forecast) for SEM Start Date Year broken down by Semester1. Color shows details about Semester1 and Forecast indicator. The data is filtered on Honors Include, Division, Subject Area, Course ID and Crn Stat Desc1. The Honors Include filter keeps Discard Honors and View Honors. The Division filter keeps 15 of 15 members. The Subject Area filter keeps 83 of 83 members. The Course ID filter keeps 1,242 of 1,242 members. The Crn Stat Desc1 filter keeps Active. The view is filtered on Semester1, which keeps Fall.

FTEF

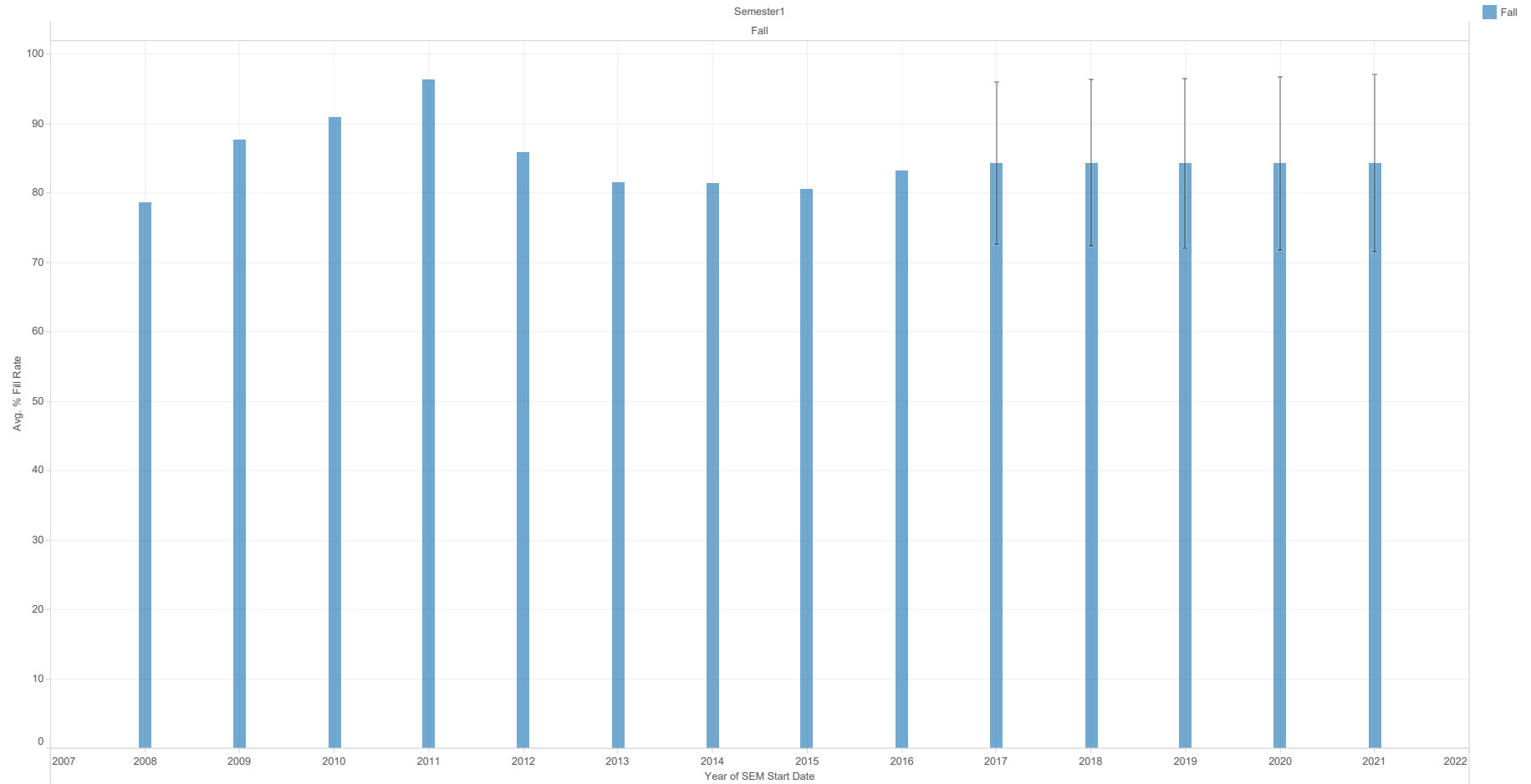


The trend of sum of FTEF (actual & forecast) for SEM Start Date Year broken down by Semester1. Color shows details about Semester1 and Forecast indicator. The data is filtered on Term1, Honors Include, Division, Subject Area, Course ID and Crn Stat Desc1. The Term1 filter keeps 28 of 28 members. The Honors Include filter keeps Discard Honors and View Honors. The Division filter keeps 15 of 15 members. The Subject Area filter keeps 83 of 83 members. The Course ID filter keeps 1,242 of 1,242 members. The Crn Stat Desc1 filter keeps Active. The view is filtered on Semester1, which keeps Fall.

Fill Rates

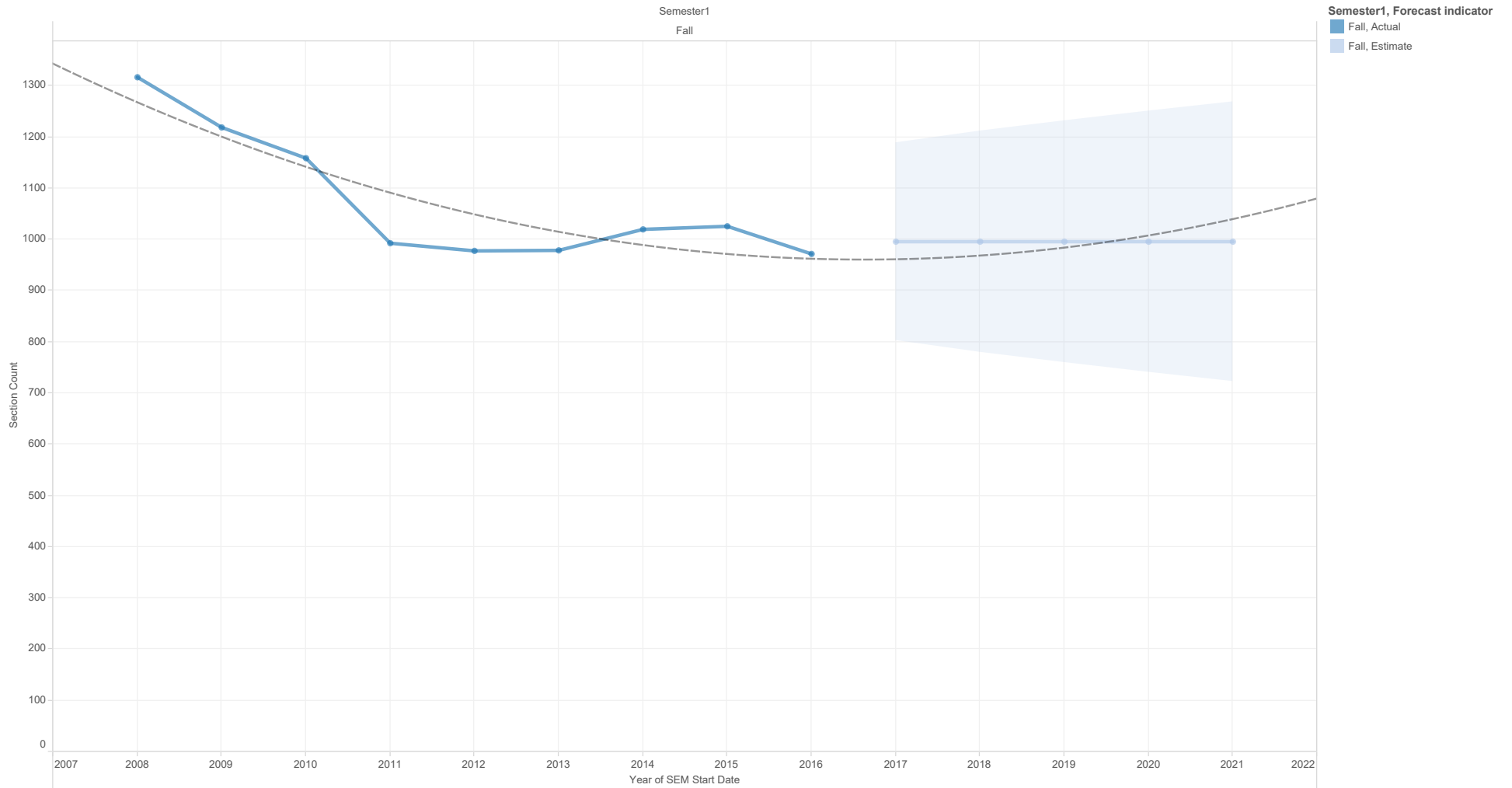


The trend of average of % Fill Rate (actual & forecast) for SEM Start Date Year broken down by Semester1. Color shows details about Semester (group). Details are shown for Semester1 and Forecast indicator. The data is filtered on Honors Include, Division, Subject Area, Course ID and Crn Stat Desc1. The Honors Include filter keeps Discard Honors and View Honors. The Division filter keeps 15 of 15 members. The Subject Area filter keeps 83 of 83 members. The Course ID filter keeps 1,242 of 1,242 members. The Crn Stat Desc1 filter keeps Active. The view is filtered on Semester1, which keeps Fall.



The plot of average of % Fill Rate (actual & forecast) for SEM Start Date Year broken down by Semester1. Color shows details about Semester (group). Details are shown for Semester1 and Forecast indicator. The data is filtered on Honors Include, Division, Subject Area, Course ID and Crn Stat Desc1. The Honors Include filter keeps Discard Honors and View Honors. The Division filter keeps 15 of 15 members. The Subject Area filter keeps 83 of 83 members. The Course ID filter keeps 1,242 of 1,242 members. The Crn Stat Desc1 filter keeps Active. The view is filtered on Semester1, which keeps Fall.

Section Count



The trend of sum of Section Count (actual & forecast) for SEM Start Date Year broken down by Semester1. Color shows details about Semester1 and Forecast indicator. The data is filtered on Honors Include, Division, Subject Area, Course ID, CC Course ID1 and Crn Stat Desc1. The Honors Include filter keeps Discard Honors and View Honors. The Division filter keeps 15 of 15 members. The Subject Area filter keeps 83 of 83 members. The Course ID filter keeps 1,242 of 1,242 members. The CC Course ID1 filter keeps 769 of 769 members. The Crn Stat Desc1 filter keeps Active. The view is filtered on Semester1, which keeps Fall.

Course Data

Semester Desc

Fall 2016

Actual Sections	Total Census Enroll	Calc Max Enroll	Avg Max Enroll	Avg % Fill Rate	FTEF Full Time	Part Time FTEF
972	27,153	33,384	34	83	113.585	121.052000000

Actual Sections, Total Census Enroll, Calc Max Enroll, Avg Max Enroll, Avg % Fill Rate, FTEF Full Time and Part Time FTEF broken down by Semester Desc. The data is filtered on Honors Include, Division, Course ID, Semester1, Subject Area and Crn Stat Desc1. The Honors Include filter keeps Discard Honors and View Honors. The Division filter keeps 15 of 15 members. The Course ID filter keeps 1,242 of 1,242 members. The Semester1 filter keeps Fall. The Subject Area filter keeps 83 of 83 members. The Crn Stat Desc1 filter keeps Active. The view is filtered on Semester Desc, which keeps Fall 2016.

Sheet 21

The trends of % Fill Rate as an attribute and sum of FTES for Course ID broken down by Semester Desc and Subject Area. Color shows details about Measure Names. For pane % Fill Rate as an attribute: Color shows details about Campus and Measure Names. Details are shown for Crn1 and Primary Instructor Crn1. The data is filtered on Honors Include, Division, Crn Stat Desc1, Semester1 and Rank. The Honors Include filter keeps Discard Honors and View Honors. The Division filter keeps 15 of 15 members. The Crn Stat Desc1 filter keeps Active. The Semester1 filter keeps Fall. The Rank filter ranges from 1 to 14. The view is filtered on Course ID, Subject Area and Semester Desc. The Course ID filter keeps 1,242 of 1,242 members. The Subject Area filter keeps 83 of 83 members. The Semester Desc filter keeps Summer 2017.

Campus, Measure Names

Measure Names