



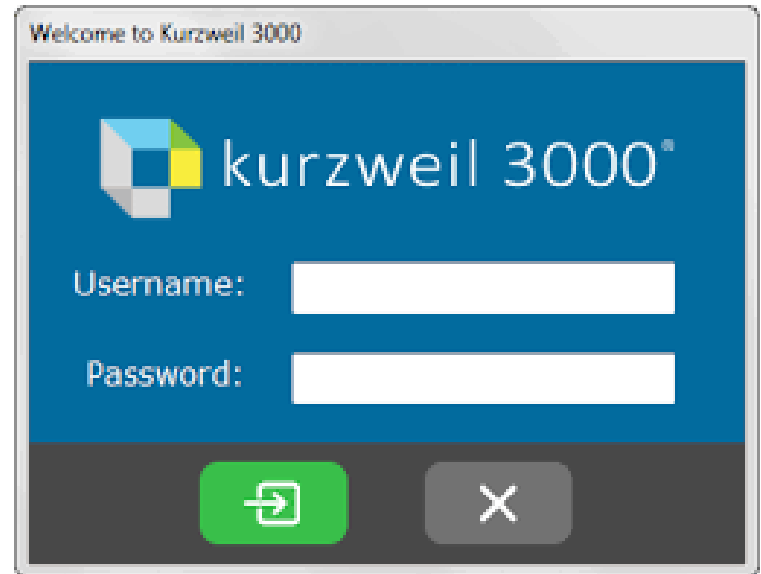
Solano Community College DSP




## Kurzweil 3000 Student Guide

To access Kurzweil click on the link below and click login on the Kurzweil website. Enter your username and password that you created to log into your Universal Library.

Link: <https://www.kurzweiledu.com>





>Welcome to Kurzweil 3000

 kurzweil 3000®

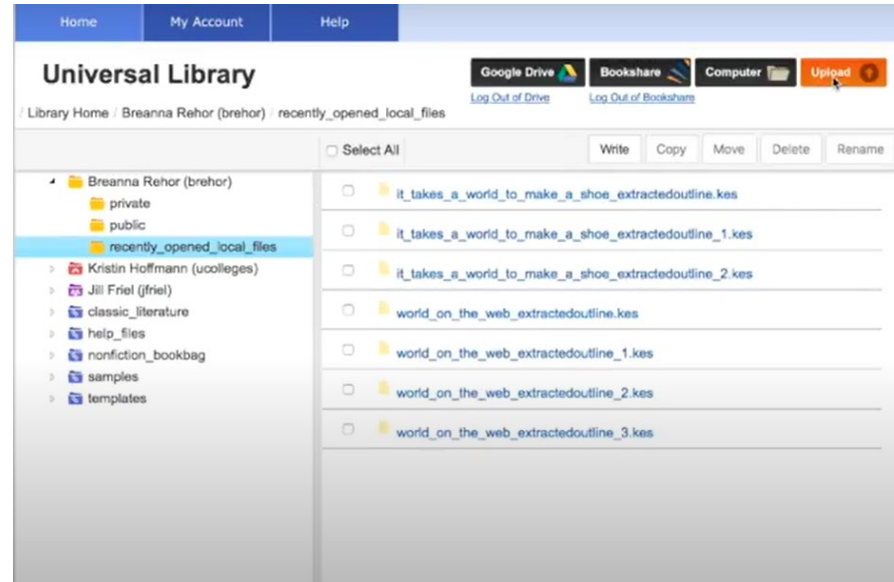
Username:

Password:

# Kurzweil 3000 Student Guide

To access your textbooks in your Universal Library you click on the Home Icon, that will open a list of files. To access your textbooks you click and open the file that is labeled under your first and last name. After clicking on the labeled file with your name, it will give you an option to view a public folder. The Public Folder will contain your uploaded textbooks for your course.

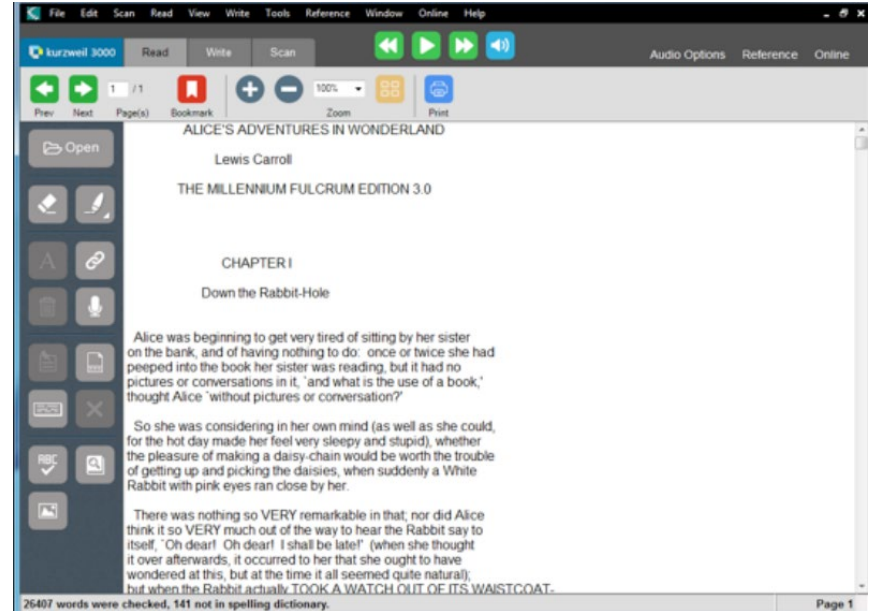


# Kurzweil 3000 Student Guide

Once your file opens you can now have the option to choose how to review the text.

You have the option to Read Text Aloud

- By placing your cursor in the text and click the green play ► button to start reading.
- From highlighting a specific paragraph or sentence you able to play that section only

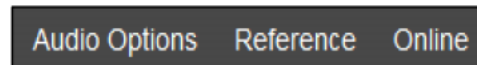


# Kurzweil 3000 Student Guide

## Quick Access Tabs Icon

- Forward and Backward buttons will skip to the previous or next reading unit .
- Reference Information
  - Placing your cursor just before a word or double click on a word will allow you to look up the
    - Synonym, Human punctuation, Image & Definition
- The Audible Reading button lets you start the audible and end the audible to silent read
  - When clicking the audible play ► icon you have an option to choose
    - Self-Paced: pause reading at the end of each unit.
    - Word by Word: pause reading at the end of each word
- Audio Option allows you to choose
  - Multi-Language Voice Preferences from many different voices and languages.
  - Adjust your Reading speed
  - Reference Information


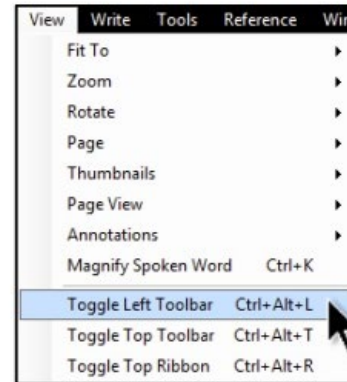
**Read buttons and Options dropdowns (Audio, Reference, Online) will be constant on all tabs**



# Kurzweil 3000 Student Guide

## Toolbar

- Edit and format font and font size change
- Document Zoom
- Rotate or Flip the page
- Highlight
- Bookmarks
- Insert Sticky, Voice, and Text Notes
  - Creating notes for study guides and to complete writing assignments.



# Kurzweil 3000 Student Guide

## Your Devices:

Kurzweil 3000 can be accessed by downloading the software on the following devices below:

- Desktops or Laptops
- Chromebooks
- Smartphones & iPads





## Kurzweil 3000 Student Guide

For any additional help or information please click on link below. The link provided below is an Kurzweil 3000 Guide for Students to help guide and troubleshoot any problems

[https://www.kurzweiled.com/files/pdf/2018shared/win\\_getting\\_started\\_guide.pdf](https://www.kurzweiled.com/files/pdf/2018shared/win_getting_started_guide.pdf)

If you have a question or need to schedule an appointment please call or email

The Disability Service Program

Phone: (707) 8647136

Email: [dsp@solano.edu](mailto:dsp@solano.edu)