

Accreditation Employee Survey

1. Please rate the degree to which you agree or disagree with each of the following statements related to planning:

	Strongly Agree	Mostly Agree	Slightly Agree	Slightly Disagree	Mostly Disagree	Strongly Disagree	Don't Know/No Opinion	Rating Average
A. I am familiar with the Solano Community College (SCC) mission statement.	47.4% (81)	31.0% (53)	15.8% (27)	1.2% (2)	1.8% (3)	1.8% (3)	1.2% (2)	5.0
B. The manner in which the mission statement is developed, approved, and communicated is effective.	24.1% (41)	35.3% (60)	17.1% (29)	8.8% (15)	3.5% (6)	2.4% (4)	8.8% (15)	4.0
C. The SCC mission statement is central to planning and decision making in my department or area.	26.8% (45)	31.5% (53)	20.2% (34)	6.5% (11)	7.1% (12)	4.2% (7)	3.6% (6)	4.0
D. I am familiar with the SCC strategic goals and objectives.	36.9% (62)	29.8% (50)	19.0% (32)	5.4% (9)	3.0% (5)	3.0% (5)	3.0% (5)	4.0
E. SCC evaluates its effectiveness in achieving its strategic goals and objectives.	20.7% (35)	30.2% (51)	20.1% (34)	8.3% (14)	7.1% (12)	5.3% (9)	8.3% (14)	4.0
F. I am familiar with the Integrated Planning Process (IPP).	27.2% (46)	27.2% (46)	14.8% (25)	7.7% (13)	7.7% (13)	10.1% (17)	5.3% (9)	4.0
G. I understand how the IPP works.	21.0% (35)	25.1% (42)	19.8% (33)	7.8% (13)	7.8% (13)	10.2% (17)	8.4% (14)	4.0
H. I have participated in the development of three year plans for my department or area.	46.1% (77)	8.4% (14)	10.8% (18)	5.4% (9)	5.4% (9)	11.4% (19)	12.6% (21)	4.0
I. Three year plans for my department or area have been implemented.	29.2% (49)	19.0% (32)	13.7% (23)	7.1% (12)	4.2% (7)	7.1% (12)	19.6% (33)	4.0
J. Evaluation (e.g., program review and Student Learning Outcomes (SLOs)/Service Area Outcomes (SAOs) assessment), planning, and resource allocation are integrated at SCC.	27.1% (46)	25.3% (43)	21.8% (37)	8.2% (14)	4.1% (7)	3.5% (6)	10.0% (17)	4.0
K. The college budget reflects SCC's goals and priorities.	7.7% (13)	17.2% (29)	23.7% (40)	12.4% (21)	10.1% (17)	8.9% (15)	20.1% (34)	3.0

answered question

skipped question

2. Please rate the degree to which you agree or disagree with each of the following statements related to assessment and evaluation:

	Strongly Agree	Mostly Agree	Slightly Agree	Slightly Disagree	Mostly Disagree	Strongly Disagree	Don't Know/No Opinion	Rating Average
A. I have participated in program review for my department or area.	48.5% (82)	7.1% (12)	14.2% (24)	3.6% (6)	3.6% (6)	14.8% (25)	8.3% (14)	4.0
B. Program review results have been used to make improvements in my department or area.	28.0% (47)	21.4% (36)	15.5% (26)	4.2% (7)	5.4% (9)	10.7% (18)	14.9% (25)	4.0
C. I have participated in developing student learning outcomes (SLOs) or service area outcomes (SAOs) for my department or area.	47.0% (79)	8.3% (14)	10.1% (17)	3.6% (6)	1.8% (3)	13.7% (23)	15.5% (26)	4.0
D. I understand the SLO/SAO assessment process.	37.6% (62)	21.8% (36)	12.1% (20)	6.1% (10)	2.4% (4)	10.9% (18)	9.1% (15)	4.0
E. SLO assessment is useful for understanding and improving student success.	26.3% (44)	24.6% (41)	17.4% (29)	5.4% (9)	7.8% (13)	7.2% (12)	11.4% (19)	4.0
F. SLO/SAO assessment results have been used to make improvements in my department or area.	21.4% (36)	17.3% (29)	17.9% (30)	8.3% (14)	4.8% (8)	8.9% (15)	21.4% (36)	4.0
G. SCC evaluates its effectiveness in achieving its SLOs/SAOs?	14.3% (24)	26.2% (44)	17.9% (30)	7.7% (13)	4.8% (8)	6.0% (10)	23.2% (39)	4.0

answered question

skipped question

3. Please rate the degree to which you agree or disagree with each of the following statements related to data and information:

	Stongly Agree	Mostly Agree	Slightly Agree	Slighty Disagree	Mostly Disagree	Strongly Disagree	Don't Know/No Opinion	Rating Average
A. Needed data are available for planning purposes.	8.3% (14)	30.4% (51)	17.3% (29)	9.5% (16)	7.1% (12)	10.7% (18)	16.7% (28)	3.0
B. Needed data are analyzed and interpreted for easy understanding.	8.3% (14)	22.6% (38)	23.2% (39)	8.9% (15)	7.1% (12)	12.5% (21)	17.3% (29)	3.0
C. Data/information are used to make decisions at SCC.	10.2% (17)	28.3% (47)	16.9% (28)	10.2% (17)	4.2% (7)	9.6% (16)	20.5% (34)	4.0
							<i>answered question</i>	
							<i>skipped question</i>	





4. Please rate the degree to which you agree or disagree with each of the following statements related to governance and the work environment:

	Strongly Agree	Mostly Agree	Slightly Agree	Slightly Disagree	Mostly Disagree	Strongly Disagree	Don't Know/No Opinion	Rating Average
A. I have sufficient opportunity to participate or I am adequately represented in decision making relevant to my position at SCC.	28.1% (47)	26.9% (45)	21.0% (35)	3.6% (6)	4.8% (8)	14.4% (24)	1.2% (2)	4.0
B. I have sufficient opportunity to participate in dialogue about the improvement of student learning.	30.9% (51)	24.8% (41)	13.9% (23)	6.1% (10)	5.5% (9)	9.7% (16)	9.1% (15)	4.0
C. I have sufficient opportunity to participate in dialogue about the improvement of institutional processes.	22.6% (37)	28.0% (46)	17.1% (28)	7.9% (13)	5.5% (9)	13.4% (22)	5.5% (9)	4.0
D. I have sufficient resources to fulfill my job responsibilities.	19.8% (33)	33.5% (56)	18.0% (30)	7.2% (12)	9.6% (16)	12.0% (20)	0.0% (0)	4.0
E. I have sufficient professional development opportunities.	14.6% (24)	25.6% (42)	22.6% (37)	9.8% (16)	8.5% (14)	16.5% (27)	2.4% (4)	3.0
F. I am satisfied with my employment experience at SCC.	29.8% (50)	33.9% (57)	17.3% (29)	5.4% (9)	5.4% (9)	7.7% (13)	0.6% (1)	4.0
G. SCC leaders create an environment supporting empowerment, innovation, and institutional excellence.	17.0% (28)	29.7% (49)	16.4% (27)	9.7% (16)	9.1% (15)	13.9% (23)	4.2% (7)	3.0
H. Faculty, classified staff, managers, and students work together for the good of SCC.	20.1% (33)	32.3% (53)	20.1% (33)	9.8% (16)	4.9% (8)	9.8% (16)	3.0% (5)	4.0
							<i>answered question</i>	
							<i>skipped question</i>	

5. Please rate your overall assessment of the campus climate/environment at SCC for:

	Excellent	Very Good	Good	Fair	Poor	Don't Know/No Opinion	Rating Average	Response Count
A. Students	14.4% (24)	38.3% (64)	26.3% (44)	14.4% (24)	4.2% (7)	2.4% (4)	3.45	167
B. Employees	8.9% (15)	27.4% (46)	25.0% (42)	23.8% (40)	14.9% (25)	0.0% (0)	2.92	168
							<i>answered question</i>	169
							<i>skipped question</i>	3

6. What is your position at SCC?

	Response Percent	Response Count
Full-time faculty 	42.5%	68
Part-time faculty 	14.4%	23
Classified/confidential staff 	32.5%	52
Manager 	10.6%	17
		<i>answered question</i>
		160
		<i>skipped question</i>
		12

7. Where is your primary work assignment?

	Response Percent	Response Count
Fairfield Campus	86.3%	139
Vacaville Center	3.7%	6
Vallejo Center	7.5%	12
Other location	2.5%	4
answered question		161
skipped question		11






8. How long have you worked at SCC?

	Response Percent	Response Count
Less than 1 year	1.9%	3
1-2 years	8.8%	14
3-5 years	25.8%	41
6-10 years	25.2%	40
More than 10 years	38.4%	61
answered question		159
skipped question		13



9. What is your gender?

	Response Percent	Response Count
Man	39.1%	59
Woman	60.9%	92
answered question		151
skipped question		21

10. What is your ethnicity?

	Response Percent	Response Count
African American 	8.6%	13
American Indian	0.0%	0
Asian/Pacific Islander 	5.3%	8
Hispanic/Latino 	6.6%	10
White 	68.2%	103
Other 	11.3%	17
<i>answered question</i>		151
<i>skipped question</i>		21

11. Are you disabled?

	Response Percent	Response Count
Yes 	3.3%	5
No 	96.7%	147
<i>answered question</i>		152
<i>skipped question</i>		20