



U.S. DEPARTMENT OF EDUCATION
ED

CARES Act: Education Stabilization Fund ESF

ESF / ESF Reporting / HEERF - 071680730 - Review

Higher Education Emergency Relief Fund (HEERF) HEERF Fund Annual Report

In Progress

Last Modified: shannon.beckham@solano.edu - 1/27/2021, 6:09:52 PM

1 2 3 4 5 6 7 8 9 10 11 **Review**

Instructions ▼

SOLANO COMMUNITY COLLEGE DISTRICT - Review ▲

Expand All Collapse All

General Information ▲

Institutional Identifiers and Contact Information:

Institution Name	DUNS #
SOLANO COMMUNITY COLLEGE DISTRICT	071680730

Please identify the OPEID(s) for this institution:

00129200

100 characters maximum: 8/100

Please report on these HEERF grant PR/Award Numbers:

PR Number 1 P425E205093 (Student Aid)	Awarded Amount 1 \$1,565,107.00
PR Number 2 P425F204159 (Institutional Aid)	Awarded Amount 2 \$1,565,107.00
Total Awarded Amount	Total Awarded Amount \$3,130,214.00

Who is the lead contact for this annual data collection?

Name Robert Diamond	Title VP Finance and Administration
Telephone (707) 864-7209	E-mail Robert.Diamond@Solano.edu

Funds Expended

1) Did you expend all of your HEERF funds prior to the end of the reporting period, making this your final annual report? *

Yes No


Websites

2) Reporting on institution websites:

- a) CARES HEERF quarterly reporting webpage <http://www.solano.edu/cashier/>
URL:
- b) Student Portion Reporting: Provide all active website URLs posted by your campus, or by the institution on behalf of your campus(es), as required by the August 31 notice in the Federal

Register  (including any URLs that are still active that provide archived information).


<https://www.solano.edu/cashi>

- c) Institutional Portion, (a)(2), and (a)(3) Reporting: Provide all active website URLs posted by your campus, or by institutions on behalf of your campus(es) as required by the quarterly Higher Education Emergency Relief Fund (HEERF) Data Collection Form  (including any URLs that are still active that provide archived information).

<https://www.solano.edu/cashi>

Student Eligibility



3) How did your institution determine which students were eligible  to receive emergency financial aid grants under any of the CARES Act HEERF programs?

a) My institution has received an Institutional Student Information Record (ISIR) or Student Aid Report (SAR) on file that verifies student eligibility for Title IV, federal student aid (Title IV aid).

Yes	No
-----	----

b) My institution allowed students to attest to their eligibility for Title IV aid by completing an alternative application form developed by the institution for this purpose.

Yes	No
-----	----

c) My institution used another method for determining which students were eligible to receive emergency financial aid grants under the CARES Act.

Yes	No
-----	----

Please Specify

Our institutional research department extracted student data by enrolled units, and payments were issued accordingly.

Aid Determination



4) How did your institution determine which students received emergency financial aid grants to students and how much each student would receive? Please indicate if any of the following strategies were used.

4.1) Did you distribute the same amount to all eligible students regardless of different circumstances? *

Yes	No
-----	----

4.1.1) Did you ask students to apply for funds?

Yes	No
-----	----

4.1.2) Did you use any institutional administrative data (pre-existing data that did not come from a HEERF-specific application form) in determining the amount of funds awarded to students?

Yes	No
-----	----

4.1.2.1) Which of these student factors did you prioritize in the grant determination process?

i) Enrollment intensity (i.e., full-time/part-time status, number of credits the student is taking, etc.)

Yes	No
-----	----

ii) Location (i.e., branch campus)

Yes	No
-----	----

iii) Pell Grant eligibility

Yes	No
-----	----

iv) FAFSA data elements

Yes	No
-----	----

v) On-campus/distance education status

vi)

Yes No

Yes No

vii)

Yes No

viii)

Yes No

Aid Distribution



5) How did your institution distribute the emergency financial aid grants to students?

a) Checks

Yes No

b) Electronic funds transfer /Direct deposit

Yes No

c) Debit cards

Yes No

d) Payment apps

Yes No

e) Other

Yes No

Emergency Grants



6) Did your institution provide any instructions, directions, or guidance to students (e.g. FAQs) about the emergency financial aid grants upon disbursement? *

Yes	No
-----	----

a) Upload PDF/MS Word document instructions, directions, or guidance (up to 5 files):

File Name	Size	Last Modified
Cares-HEERF Reporting Q2_Question 6a.docx	137.3 KB	1/26/2021, 9:53:41 AM

or

b) Provide any active URLs with instructions, directions, or guidance on how to use the grants:

<https://www.solano.edu/cashi>

Emergency Financial Aid




7) Use the instructions noted in the Appendix to complete the following table

Emergency Financial Aid Grants Awarded to Students (direct grants and amounts reimbursed)

Number of Students	Amount Disbursed - Section 18004(a)(1)	Minimum and Maximum Awards
--------------------	--	----------------------------

Number of Eligible Students

7.1) How many students were eligible to receive HEERF emergency grants made available under section 18004 of the CARES Act  ?

7.1.1) All HEERF Emergency Financial Aid Grant eligible students

7,874

7.1.2) Undergraduates 

i) Full-time students 



Pell grant recipient

a) 919



Non-Pell grant recipient

b) 1,250

ii) Part-time students

Pell grant recipient

a) 1,838

Non-Pell grant recipient

b) 3,867

7.1.3) Graduates

i) Full-time students

Full-time students

0

ii) Part-time students

Part-time students

0


Number of HEERF Student Recipients - Emergency Grants to Students (unduplicated)



7.2) How many students received emergency financial aid grants provided under Section 18004 of the CARES Act? (unduplicated across all HEERF sections)

7.2.1) All HEERF Emergency Financial Aid Grant eligible students

7,874

7.2.2) Undergraduates 

i) Full-time students 

	
Pell grant recipient	Non-Pell grant recipient
a) 919	b) 1,250
ii) Part-time students	
Pell grant recipient	Non-Pell grant recipient
a) 1,838	b) 3,867

7.2.3) Graduates





i) Full-time students	ii) Part-time students
Full-time students	Part-time students
0	0

Summary ^

The amounts displayed under the Summary section are auto-calculated based on the responses entered in the Number of HEERF Student Recipients and the HEERF Amount Disbursed questions

HEERF Amount of Grants Disbursed

What was the amount of grants disbursed to students through all HEERF funds?

All HEERF Emergency Financial Aid Grant eligible students	\$1,577,685.00
Undergraduates 	
i) Full-time students 	
	
a)	b)

Pell grant recipient
\$422,740.00

Non-Pell grant recipient
\$287,500.00

ii) Part-time students

a) Pell grant recipient
\$422,740.00

b) Non-Pell grant recipient
\$444,705.00

Graduates

i) Full-time students

Full-time students
\$0.00

ii) Part-time students

Part-time students
\$0.00

Average HEERF Amount Awarded


Among students who received HEERF emergency financial aid grants, what was the average award amount per student?

All HEERF Emergency Financial Aid Grant eligible students

\$200.37

Undergraduates 

i) Full-time students 

 Pell grant recipient
a) \$460.00

 Non-Pell grant recipient
b) \$230.00

ii)

a)

b)

Pell grant recipient
\$230.00

Non-Pell grant recipient
\$115.00

Full-time students
\$0.00

Part-time students
\$0.00

Funds Expended Categories



8) Provide the total amount of HEERF funds expended on the categories provided.

Please note that the CARES Act prohibits the use of funding for the provision of pre-enrollment recruitment activities; endowments; or capital outlays associated with facilities related to athletics, sectarian instruction, or religious worship. In addition, please note that this template is meant to serve as a guide, and therefore IHEs are not required to categorize amounts in every category listed but only those that IHEs found applicable to their unique circumstances. Lastly, reported numbers should be consistent with previously published quarterly funding reports (the sum of quarterly reports should equal the value of the annual report).

8.1) Providing additional emergency financial aid grants to students.

Amount in (a)(1) institutional dollars	Amount in (a)(2) dollars, if applicable	Amount in (a)(3) dollars, if applicable
\$63,360	\$0	\$0

Add Explanatory Note

8.2) Providing reimbursements for tuition, housing, room and board, or other fee refunds.

Amount in (a)(1) institutional dollars	Amount in (a)(2) dollars, if applicable	Amount in (a)(3) dollars, if applicable
\$786,010	\$0	\$0

Add Explanatory Note

8.3) Providing tuition discounts.

Amount in (a)(1) institutional dollars	Amount in (a)(2) dollars, if applicable	Amount in (a)(3) dollars, if applicable
<i>Not Applicable</i>	\$0	\$0

Add Explanatory Note

8.4) Covering the cost of providing additional technology hardware to students, such as laptops or tablets, or covering the added cost of technology fees.

Amount in (a)(1) institutional dollars	Amount in (a)(2) dollars, if applicable	Amount in (a)(3) dollars, if applicable
\$0	\$0	\$0

Add Explanatory Note

8.5) Providing or subsidizing the costs of high-speed internet to students or faculty to transition to an online environment.

Amount in (a)(1) institutional dollars	Amount in (a)(2) dollars, if applicable	Amount in (a)(3) dollars, if applicable
\$121,163.40	\$0	\$0

Add Explanatory Note

8.6) Subsidizing off-campus housing costs due to dormitory closures or decisions to limit housing to one student per room; subsidizing housing costs to reduce housing density; paying for hotels or other off-campus housing for students who need to be isolated; paying travel expenses for students who need to leave campus early due to coronavirus infections or campus interruptions.

Amount in (a)(1) institutional dollars	Amount in (a)(2) dollars, if applicable	Amount in (a)(3) dollars, if applicable
\$0	\$0	\$0

Add Explanatory Note

8.7) Subsidizing food service to reduce density in eating facilities, to provide pre-packaged meals, or to add hours to food service operations to accommodate social distancing.


Amount in (a)(1) institutional dollars	Amount in (a)(2) dollars, if applicable	Amount in (a)(3) dollars, if applicable
\$2,122.29	\$0	\$0

Add Explanatory Note

8.8) Costs related to operating additional class sections to enable social distancing, such as those for hiring more instructors and increasing campus hours of operations.

Amount in (a)(1) institutional dollars	Amount in (a)(2) dollars, if applicable	Amount in (a)(3) dollars, if applicable
\$88,652.30	\$0	\$0

Add Explanatory Note

8.9) Campus safety and operations. 

Amount in (a)(1) institutional dollars	Amount in (a)(2) dollars, if applicable	Amount in (a)(3) dollars, if applicable
\$4,295	\$0	\$0

Add Explanatory Note

8.10) Purchasing, leasing, or renting additional instructional equipment and supplies (such as laboratory equipment or computers) to reduce the number of students sharing equipment or supplies during a single class period and to provide time for disinfection between uses.

Amount in (a)(1) institutional dollars	Amount in (a)(2) dollars, if applicable	Amount in (a)(3) dollars, if applicable
\$0	\$0	\$0

Add Explanatory Note

8.11)

Amount in (a)(1) institutional dollars	Amount in (a)(2) dollars, if applicable	Amount in (a)(3) dollars, if applicable
Not Applicable	\$0	\$0

Add Explanatory Note

8.12)



Amount in (a)(1) institutional dollars
Not Applicable

Amount in (a)(2) dollars, if applicable
\$0

Amount in (a)(3) dollars, if applicable
\$0

Add Explanatory Note

8.13)

Amount in (a)(1) institutional dollars
\$0

Amount in (a)(2) dollars, if applicable
\$0

Amount in (a)(3) dollars, if applicable
\$0

Add Explanatory Note

8.14)

Amount in (a)(1) institutional dollars
\$0

Amount in (a)(2) dollars, if applicable
\$0

Amount in (a)(3) dollars, if applicable
\$0

Add Explanatory Note

8.15)



Amount in (a)(1) institutional dollars
\$86,964.08

Amount in (a)(2) dollars, if applicable
Not Applicable

Amount in (a)(3) dollars, if applicable
Not Applicable

Add Explanatory Note

8.16)



Amount in (a)(1) institutional dollars
Not Applicable

Amount in (a)(2) dollars, if applicable
\$0

Amount in (a)(3) dollars, if applicable
\$0

Add Explanatory Note

8.17)

Amount in (a)(1) institutional dollars	Amount in (a)(2) dollars, if applicable	Amount in (a)(3) dollars, if applicable
\$1,152,567.07	\$0.00	\$0.00

8.18)

Total Expenditures
 \$1,152,567.07

Students Who Received Funds



9) Provide the number of students who ever received HEERF grant funds in the reporting period and their enrollment status at the end reporting period

a) How many students received emergency financial aid grants through any of the HEERF funds? 7,874

The number displayed in this question is an autofill from the Number of HEERF Student Recipients total as entered in Section 7 - Emergency Financial Aid

b) How many of the students who ever received HEERF Emergency Financial Aid Grants dropped out (withdrawal without a completion record or return to school since receiving funds)? 2,602

c) How many of the students who ever received HEERF Emergency Financial Aid Grants are still enrolled at your institution? 5,272

d) How many of the students who ever received HEERF Emergency Financial Aid Grants have completed their program of study at your institution? 905

e) Withdrawal rate for students who

received HEERF Emergency Financial Aid Grants	33.05%
---	--------

Full-Time Equivalent (FTE) Positions ^

10) Provide the number of full-time equivalent (FTE) positions as of the listed reporting dates.

(The number of FTE positions includes all staff regardless of whether the position is funded by Federal, State, local, or other funds—including instructional and non-instructional staff and contractors—and equals the sum of the number of full-time positions plus the full-time equivalent of the number of part-time positions.)

Full-time equivalent (FTE) positions as of September 30, 2018	Full-time equivalent (FTE) positions as of September 30, 2019	Full-time equivalent (FTE) positions as of March 13, 2020
316	319	326

Previous

Cancel

Export Data

End Notes v

Burden Statement v