



Minutes

Fiscal Advisory Committee
Wednesday, May 3, 2023, 2:00 p.m.

Voting Members

ALG

Susan Wheet
Peter “Tony” Zitko

CTA

Erin Farmer

Local 39

Jeff Lehfeltdt

SCC Educational Foundation

Curt Johnston

CSEA

Carla Maguire

Faculty

Erica Beam
Ruth Fuller
Joshua Scott

Minority Coalition

Shirley Lewis

ASSC

vacant

Advisory Members

David Williams
Lisa Neeley
Shannon Beckham
Virgie Bender
Edith Sanchez
Patrick Scott

Alternates

Pam Muick (CTA)
Shanan Danley (Minority Coalition)
LaNae Jaimez (Faculty)
vacant (ASSC)

ITEM
<p>1. Opening actions <i>Opened at 2:01pm</i></p> <ul style="list-style-type: none"> • Roll call <i>All highlighted members above were present, with the addition of the following guests: Justin Howell, Sandy Lamba</i> • Approval of Agenda <i>Motioned by Josh, Seconded by Erin – all approved</i> • Approval of Minutes of April 5, 2023 Meeting – <i>Motioned by Tony, Seconded by Josh – all approved with the abstention by Erin</i>
<p>2. Comments from the public <i>None</i></p>
<p>3. 3rd Quarter Budget Update <i>Presented and attached</i></p>
<p>4. OPEB update <i>Presented and attached</i></p>
<p>5. Requests for Future Meetings</p> <ul style="list-style-type: none"> • May 24th – Special Meeting for Tentative Budget • Sept 6th – Next regular meeting
<p>6. Adjournment <i>Motioned by Josh, Seconded by Tony – all approved. Closed at 2:25pm</i></p>



SOLANO
COMMUNITY COLLEGE

www.solano.edu

2022-2023 Budget Update
As of 3/31/2023

Table of Contents:

Budget Update:

Summary of Budget Updates2

Fund 11 (Unrestricted)3

Fund 12 (Restricted)4

Outlook for Other Funds5

Informational Items:

CCFS - 311Q Report (Quarterly Financial Status Report)6

HEERF Quarterly Report (Jan - Mar 2023)9



SOLANO
COMMUNITY COLLEGE

www.solano.edu

**Budget Update Summary
End of 3rd Quarter 2022-23**

Fund 11 - Unrestricted Revenue:

- State Block Grant Covid – moved to Restricted Funds
- Unrestricted Lottery Funds added

Fund 11 - Unrestricted Expenses:

- State Block Grant Covid – moved to Restricted Funds
- Adjustments made to estimate actuals
- Services increase include additional funds for utilities

Fund 11 - Unrestricted Ending Fund Balance & Composition:

- Board 5% reserve decreased slightly due to expenses decreasing
- Board Required Reserve plus Stability Reserve = 25.05% (State recommends a minimum of 2 months, SCC 2 months = 18.42%)

Fund 12- Restricted Funds:

- Slight increase in revenues and expenses from 2nd quarter due to actual allocations coming through
 - Moved State Block Grant – Covid to Restricted Funds
-

GENERAL FUND: UNRESTRICTED [11]

	Adopted Budget	Budget Update	Budget Update	Budget Update
	2022-23	end of Qtr 1	end of Qtr 2	end of Qtr 3
	2022-23	2022-23	2022-23	2022-23
REVENUES:				
Base Allocation (FTES & Basic Alloc.)	\$44,906,553	\$44,906,553	\$44,906,553	\$44,134,113
Supplemental Allocation	8,711,700	8,711,700	8,711,700	8,482,775
Student Success Allocation	6,203,170	6,203,170	6,203,170	6,168,831
Sub Total	59,821,423	59,821,423	59,821,423	58,785,719
Hold Harmless	n/a	n/a	n/a	n/a
Other State Revenue				2,561,663
Finance and Administration (Payroll)				
GFU-Pell Admin		29,204	29,204	29,204
State Block Grant Covid (22-23 FY)		3,908,824	3,908,824	
TOTAL REVENUES	59,821,423	63,759,451	63,759,451	61,376,586
EXPENDITURES:				
Academic Salaries	24,251,684	24,251,042	24,251,042	23,403,253
Classified Salaries	11,741,364	11,741,364	11,733,993	12,257,722
Benefits	15,521,814	15,521,814	15,528,694	16,218,870
Supplies and Materials	968,448	970,448	977,248	657,619
Other Operating	8,081,680	8,081,680	8,080,680	9,332,107
Capital Outlay	246,498	246,498	252,498	234,550
Other Outgo	655,000	655,000	670,000	670,000
Contingency appropriation	250,000	250,000	250,000	250,000
Finance and Administration (Payroll)				
GFU-Pell Admin		29,204	29,204	29,204
State Block Grant Covid (22-23 FY)		3,908,824	3,908,824	
TOTAL EXPENDITURES	61,716,488	65,655,874	65,682,184	63,053,325
NET FUND BALANCE INCREASE (DECREASE)	(1,895,065)	(1,896,423)	(1,922,733)	(1,676,739)
OTHER FINANCING SOURCES (USES):				
BEGINNING FUND BALANCE	30,497,292	32,374,423	33,196,719	33,196,719
ENDING FUND BALANCE	28,602,227	30,478,000	31,273,986	31,519,980
Fund Balance / Reserve Ratio	46.3%	46.4%	47.6%	50.0%
FUND BALANCE COMPOSITION				
Salary Improvements 2022-23 (taken from reserve over 5 years)	7,200,000	7,200,000	7,200,000	7,200,000
STRS/PERS Premium Reserve	4,525,000	4,525,000	4,525,000	4,525,000
Designated Reserve: OPEB Liability	4,000,000	4,000,000	4,000,000	4,000,000
Board Required Minimum 5% Reserve	3,085,824	3,085,824	3,284,109	3,152,666
Stability Reserve	9,791,408	9,791,408	12,264,877	12,642,313
ENDING FUND BALANCE	\$ 28,602,232	\$ 28,602,232	\$ 31,273,986	\$ 31,519,980

NOTE: Fund Balances currently under review - 'subject to change'.

SOLANO COMMUNITY COLLEGE DISTRICT

Proposed *FINAL* Budget

FISCAL YEAR 2018-2019

GENERAL FUND: RESTRICTED [12]

	Adopted Budget 2022-23	Budget Update end of Qtr 1 2022-23	Budget Update end of Qtr 2 2022-23	Budget Update end of Qtr 3 2022-23
REVENUES:				
Federal Sources	\$ 9,193,698	2,150,875	2,073,037	2,769,564
State Sources	31,221,243	38,498,885	38,824,237	43,831,307
Local Sources	2,687,845	5,581,974	5,762,604	6,833,242
TOTAL REVENUES	43,102,786	46,231,734	46,659,878	53,434,113
EXPENDITURES:				
Federal Programs -				
CARES/HEERF	1,337,483	1,337,483	1,337,483	1,951,834
College Work Study	157,449	158,609	158,609	158,659
Perkins	427,731	510,930	510,930	510,930
TANF/Calworks	46,069	46,069	46,069	46,069
Other Federal	143,944	97,784	19,946.00	102,072
TOTAL Federal Programs	2,112,676	2,150,875	2,073,037	2,769,564
State Programs -				
Student Equity & Achievement	6,683,106	6,800,341	6,800,341	6,954,878
Strong Workforce (Local and Regional)	6,781,501	6,517,119	6,575,125	6,423,626
Physical Plant & Instructional Support	10,186,391	10,400,604	10,415,602	10,415,602
EOPS	926,342	926,192	926,192	926,192
DSPS	751,663	751,663	751,663	751,663
College Promise	1,550,800	1,550,800	1,550,800	1,550,800
Cal Works	340,125	338,925	338,925	338,925
Financial Aid Administration (SFAA-BFAP)	381,092	381,092	381,092	373,390
Lottery	787,959	1,403,965	1,403,965	1,424,996
Other State Programs & Rollovers	10,023,969	9,428,184	9,680,531	14,671,235
TOTAL State Programs	38,412,948	38,498,885	38,824,237	43,831,307
Local Programs -				
Health Center	195,268	247,680	247,680	1,032,591
Parking	651,697	652,625	652,625	653,893
Other Local Programs	1,730,195	4,681,669	4,862,299	5,146,758
TOTAL Local Programs	2,577,160	5,581,974	5,762,604	6,833,242
TOTAL EXPENDITURES	43,102,784	46,231,734	46,659,878	53,434,113
FUND BALANCE INCREASE (DECREASE)	2	0	0	(0)
BEGINNING FUND BALANCE	5,502,882	5,080,623	4,344,557	4,344,557
ENDING FUND BALANCE	\$ 5,502,884	\$ 5,080,623	\$ 4,344,557	\$ 4,344,557

NOTE: Fund Balances currently under review - 'subject to change'.



SOLANO

COMMUNITY COLLEGE

www.solano.edu

Outlooks for Other Funds As of 3/31/23

Fund Number	Fund Name	Estimated Ending Fund Balance at Adopted Budget	Revenues Projected as of 3 rd Quarter	Expenses/ Disbursements Projected as of 3 rd Quarter	Ending Fund Balance Projected as of 3 rd Quarter
Fund 21	Debt Services	\$40,452,787	\$26,079,391	\$10,885,730	\$34,188,927
Fund 33	Child Development	\$144,233	\$1,190,977	\$1,190,977	\$93,239
Fund 41	Capital Outlay	\$2,440,863	\$838,452	\$600,000	\$6,120,929
Fund 42	Measure Q	\$41,937,411	\$1,430,802	\$58,794,128	\$25,069,890
Fund 61	Self-Insurance	\$771,915	\$13,668	\$0	\$782,843
Fund 72	Student Rep Fee	\$56,994	\$22,656	\$11,328	\$56,122
Fund 73	Student Body Center Fee	\$312,941	\$21,061	\$15,134	\$258,869
Fund 74	Finance Aid	\$0	\$10,232,549	\$12,842,358	(\$497)
Fund 81	ASSC and Clubs	\$283,755	\$25,015	\$18,646	\$252,109
Fund 82	Scholarships	\$2,190	\$98,076	\$98,076	\$0
Fund 84	JPA – Retiree Health Benefits	\$6,349,597	\$956,976	\$5,573	\$5,875,671

Notes:

Fund 21: Changes in audited fund balances

Fund 41: Changes based on actual closeout of prior year

Fund 42: Changes based on actual closeout of prior year

Fund 73: Additional expenses in updated budget

Fund 81: Less revenue and additional expenses in updated budget

Fund 82: Changes based on actual closeout of prior year

Fund 84: Based on investments

District: SOLANO

Fiscal Year: 2022-2023

Quarter Ended: 3

Chief Business Officer

CBO Name: Susan Wheet

CBO Phone: 707-864-7209

Chief Executive Officer Name: Celia Esposito-Noy

Electronic Cert Date: 05/04/2023

District Contact Person

Name: Shannon Beckham

Title: Director of Fiscal Services

Telephone: 707-864-7810

Fax: 707-863-7820

E-Mail: shannon.beckham@solano.edu

The Chancellor's Office no longer requires a report to be submitted electronically (PDF) or a hard copy by mail, as districts certify through the CCFS-311Q application. No further action is required by the district.

District:

As of June 30 for the fiscal year specified

Line	Description	Actual 2019-20	Actual 2020-21	Actual 2021-22	Projected 2022-23
I. Unrestricted General Fund Revenue, Expenditure and Fund Balance:					
A.	Revenues:				
A.1	Unrestricted General Fund Revenues (Objects 8100, 8600, 8800)	54,010,332	60,680,342	59,481,760	61,376,586
A.2	Other Financing Sources (Object 8900)	0	10,120	637,590	0
A.3	Total Unrestricted Revenue (A.1 + A.2)	54,010,332	60,690,462	60,119,350	61,376,586
B.	Expenditures:				
B.1	Unrestricted General Fund Expenditures (Objects 1000-6000)	53,526,875	51,181,211	54,520,681	63,053,325
B.2	Other Outgo (Objects 7100, 7200, 7300, 7400, 7500, 7600)	2,502	33,439	0	0
B.3	Total Unrestricted Expenditures (B.1 + B.2)	53,529,377	51,214,650	54,520,681	63,053,325
C.	Revenues Over(Under) Expenditures (A.3 - B.3)	480,955	9,475,812	5,598,669	(1,676,739)
D.	Fund Balance, Beginning	16,011,358	18,866,811	26,775,754	31,273,986
D.1	Prior Year Adjustments + (-)	613,416	(1,566,869)	0	1,922,733
D.2	Adjusted Fund Balance, Beginning (D + D.1)	16,624,774	17,299,942	26,775,754	33,196,719
E.	Fund Balance, Ending (C. + D.2)	17,105,729	26,775,754	32,374,423	31,519,980
F.1	Percentage of GF Fund Balance to GF Expenditures (E. / B.3)	32.0%	52.3%	59.4%	50.0%

Line	Description	Actual 2019-20	Actual 2020-21	Actual 2021-22	Projected 2022-23
II. Annualized Attendance FTES:					
G.1	Annualized FTES (excluding apprentice and non-resident)	7,150.00	6,554.20	6,102.23	6,164.17

As of the specified quarter ended for each fiscal year

Line	Description	2019-20	2020-21	2021-22	2022-23
III. Total General Fund Cash Balance (Unrestricted and Restricted)					
H.1	Cash, excluding borrowed funds		14,545,054	29,394,964	36,172,549
H.2	Cash, borrowed funds only		0	0	0
H.3	Total Cash (H.1+ H.2)	18,083,567	14,545,054	29,394,964	36,172,549

Line	Description	Adopted Budget (Col. 1)	Annual Current Budget (Col. 2)	Year-to-Date Actuals (Col. 3)	Percentage (Col. 3/Col. 2)
IV. Unrestricted General Fund Revenue, Expenditure and Fund Balance:					
I.	Revenues:				
I.1	Unrestricted General Fund Revenues (Objects 8100, 8600, 8800)	59,821,423	61,376,586	43,364,586	70.7%
I.2	Other Financing Sources (Object 8900)	0	0	0	0.0%
I.3	Total Unrestricted Revenue (I.1 + I.2)	59,821,423	61,376,586	43,364,586	70.7%
J.	Expenditures:				
J.1	Unrestricted General Fund Expenditures (Objects 1000-6000)	61,716,488	63,053,325	43,864,856	69.6%
J.2	Other Outgo (Objects 7100, 7200, 7300, 7400, 7500, 7600)	0	0	643,944	Infinity
J.3	Total Unrestricted Expenditures (J.1 + J.2)	61,716,488	63,053,325	44,508,800	70.6%
K.	Revenues Over(Under) Expenditures (I.3 - J.3)	(1,895,065)	(1,676,739)	(1,144,214)	
L.	Adjusted Fund Balance, Beginning	33,196,719	33,196,719	33,196,719	
L.1	Fund Balance, Ending (C. + L.2)	31,301,654	31,519,980	32,052,505	
M	Percentage of GF Fund Balance to GF Expenditures (L.1 / J.3)	50.7%	50.0%		

V. Has the district settled any employee contracts during this quarter? NO

VI. Did the district have significant events for the quarter (include incurrence of long-term debt, settlement of audit findings or legal suits, significant differences in budgeted revenues or expenditures, borrowing of funds (TRANS), issuance of COPs, etc.)? NO

If yes, list events and their financial ramifications.

VII. Does the district have significant fiscal problems that must be addressed? **This Year?** NO

If yes, what are the problems and what actions will be taken? **Next Year?** NO

Quarterly Budget and Expenditure Reporting for all HEERF I, II, and III grant funds

Institution Name: Solano Community College
Date of Report: _____
Covering Quarter Ending: March 31

Award Number(s): P425E 205093 P425F 204159 P425J _____ P425K _____ P425L _____
P425M _____ P425N _____ P425Q _____ P425S _____ P425T _____

Final Report? (Only if you have exhausted ALL HEERF Grants)

Total Amount of Institutional Funds Awarded: Section (a)(1): \$ 12,622,891.00 Section(a)(2): \$ 0.00 Section (a)(3): \$ 0.00

Total Amount of Student Funds Awarded: Section (a)(1): \$ 9,152,677.00 Section (a)(4): \$ 0.00

1) Please provide a link to your annual report located on the ESF transparency portal so the public can review the full details of your HEERF grant usage over the last calendar year, including methodologies used to award HEERF funds to students, academic success of HEERF recipients, and other details:

<https://welcome.solano.edu/co-cares-act/>

2) What percentage of students received emergency grants and how much did students receive by student type and fund type?

a) How much of your HEERF student funds remain left to be disbursed at the end of the reporting period? \$ 0.00

b) Complete the following table.¹

Emergency Financial Aid Grants Awarded to Students this quarter: report only disbursements related to Emergency Financial Aid Grants including using those grants to satisfy outstanding accounts. Any disbursements unrelated to Emergency Financial Aid Grants should not be included in the reported expenditures				
		Total students	Undergraduates²	Graduates
Number of HEERF Student Recipients – Emergency Grants to Students	How many students received HEERF emergency financial aid grants using (a)(1) Student Aid Portion?	0	0	0
	How many students received HEERF emergency financial aid grants using (a)(1) Institutional Portion?	-7	-7	0
HEERF (a)(1) Student Aid Portion Amount Disbursed	What was the amount disbursed directly to students as Emergency Financial Aid Grants this quarter ?	\$ 0.00	\$ 0.00	\$ 0.00
	What was the amount disbursed directly to students as Emergency Financial Aid Grants to date using HEERF?	\$ 164,875.00	\$ 0.00	\$ 0.00

¹ For the initial report and each report thereafter, institutions should use data suppression or other statistical methodologies to protect the personally identifiable information from student education records consistent with the Family Educational Rights and Privacy Act (20 U.S.C. 1232g; 34 CFR part 99) and any applicable state laws. For this report when the total number of students who received HEERF emergency financial aid grants as undergraduates, graduates, or in total is less than 10, but not 0, then the institution should display the total number of students as less than 10 (“<10”) on the publicly available websites controlled by the institution. Additionally, IHEs should use complementary suppression to protect values that could be inferred otherwise. For example, if the total student count is equal to 25, the undergraduate amount is equal to 20, and the graduate amount equal to 5, IHEs should report both the undergraduate and graduate amount as ‘-’. The total student count can remain displayed as is.

² For students in both undergraduate and graduate categories, classify as a graduate student.

	<p>What was the amount of Emergency Financial Aid Grants applied to satisfy student's outstanding account balance upon receiving affirmative written consent from students to do so? If funds were not used for this purpose, report \$0. Include only amounts that benefited students who did directly receive Emergency Financial Aid Grants.</p>	\$ 0.00	\$ 0.00	\$ 0.00
<p>HEERF (a)(1) Institutional Portion Amount Disbursed</p>	<p>What was the amount disbursed <i>directly</i> to students as Emergency Financial Aid Grants?</p>	-\$ 3,500.00	\$ 0.00	\$ 0.00
	<p>What was the amount of Emergency Financial Aid Grants applied to satisfy student's outstanding account balances? If funds were not used for this purpose, report \$0. Include only amounts that benefited students who did directly receive Emergency Financial Aid Grants.</p>	\$ 0.00	\$ 0.00	\$ 0.00
<p>HEERF (a)(2) Amount Disbursed (HBCUs, TCCUs, MSIs, and SIP)</p>	<p>What was the amount disbursed <i>directly</i> to students as Emergency Financial Aid Grants? If funds were not used for this purpose, report \$0.</p>	\$ 0.00	\$ 0.00	\$ 0.00

	What was the amount of Emergency Financial Aid Grants applied to satisfy student's outstanding account balances? If funds were not used for this purpose, report \$0. Include only amounts that benefited students who did directly receive Emergency Financial Aid Grants.	\$ 0.00	\$ 0.00	\$ 0.00
HEERF (a)(3) Amount Disbursed (FIPSE & SAIHE & SSARP)³	What was the amount disbursed <i>directly</i> to students as Emergency Financial Aid Grants? If funds were not used for this purpose, report \$0.	\$ 0.00	\$ 0.00	\$ 0.00
	What was the amount of Emergency Financial Aid Grants applied to satisfy student's outstanding account balances? If funds were not used for this purpose, report \$0. Include only amounts that benefited students who did directly receive Emergency Financial Aid Grants.	\$ 0.00	\$ 0.00	\$ 0.00
HEERF (a)(4) Amount Disbursed (Proprietary Institutions Grant Funds for Students)	What was the amount disbursed <i>directly</i> to students as Emergency Financial Aid Grants? If funds were not used for this purpose, report \$0.	\$ 0.00	\$ 0.00	\$ 0.00
	What was the amount of Emergency Financial Aid Grants applied to satisfy student's outstanding account balance	\$ 0.00	\$ 0.00	\$ 0.00

³ Do NOT include funds from the Institutional Resilience and Expanded Postsecondary Opportunity (IREPO) funds as part of this annual performance report.

	upon receiving affirmative written consent from students to do so? If funds were not used for this purpose, report \$0.			
HEERF Amount of Grants Disbursed	What was the amount of grants disbursed to students through all HEERF funds?	\$ 0.00	\$ 0.00	\$ 0.00
Average HEERF Amount Awarded	Among students who received HEERF emergency financial aid grants, what was the average award amount per student?	\$ 0.00	\$ 0.00	\$ 0.00

3) Institutional expenditures

- a) Has your institution designated HEERF program funds for a specific purpose or budget objective in future quarters (for example, operation and maintenance of plant, academic programs, residential programs, future institutional aid)? No
- i) If no, are HEERF program funds being held in the institution’s general fund for use as needed? No
 - 1.1. If no HEERF program funds are being held in the institution’s general fund, explain your institution’s approach (1,000 characters maximum):

ii) If yes, provide the amount designated for a specific purpose or budget objective by calendar year and HEERF program fund:

HEERF program fund	Calendar year 2022	Calendar year 2023	Calendar year 2024
(a)(1) Institutional Portion	\$ 0.00	\$ 0.00	\$ 0.00
(a)(2) HBCUs, TCCUs, MSIs, SIP	\$ 0.00	\$ 0.00	\$ 0.00
(a)(3) FIPSE, SAIHE, and SSARP	\$ 0.00	\$ 0.00	\$ 0.00

b) Provide the total amount of HEERF funds expended during the reporting period on each of the following categories:

Category	Amount in (a)(1) institutional dollars	Amount in (a)(2) dollars, if applicable	Amount in (a)(3) dollars, if applicable	Explanatory Notes
Providing additional emergency financial aid grants to students. ⁴	-\$ 3,500.00	\$ 0.00	\$ 0.00	
Covering student outstanding account balances for costs such as debt forgiveness, room, board, tuition, or fees.	\$ 140,150.00	\$ 0.00	\$ 0.00	
Indirect cost recovery/facilities and administrative costs charged on the grants.	\$ 120,866.00	\$ 0.00	\$ 0.00	

⁴ To support expenses related to the disruption of campus operations due to coronavirus consistent with applicable law. This includes eligible expenses under a student’s cost of attendance under CARES Act Section 18004(c), or any component of a student’s cost of attendance or for emergency costs that arise due to coronavirus, such as tuition, food, housing, health care (including mental health care), or childcare, per Section 314(c) of the Coronavirus Response and Relief Supplemental Appropriations Act, 2021 (CRRSAA), and Section 2003 of the American Rescue Plan Act of 2021 (ARP).

Covering the cost of providing additional technology hardware to students, such as laptops or tablets, or covering the added cost of technology fees.	\$ 0.00	\$ 0.00	\$ 0.00	
Providing or subsidizing the costs of high-speed internet to students or faculty to transition to an online environment.	\$ 0.00	\$ 0.00	\$ 0.00	
Subsidizing off-campus housing costs due to dormitory closures or decisions to limit housing to one student per room; subsidizing housing costs to reduce housing density; paying for hotels or other off-campus housing for students who need to be isolated; paying travel expenses for students who need to leave campus early due to coronavirus infections or campus interruptions.	\$ 0.00	\$ 0.00	\$ 0.00	
Subsidizing food service to reduce density in eating facilities, to provide pre-packaged meals, or to add hours to food service operations to accommodate social distancing.	\$ 0.00	\$ 0.00	\$ 0.00	
Costs related to operating additional class sections to enable social distancing, such as those for hiring more instructors and increasing campus hours of operations.	\$ 0.00	\$ 0.00	\$ 0.00	
Purchasing, leasing, or renting additional instructional equipment and supplies (such as laboratory equipment or computers) to reduce the number of students sharing equipment or supplies during a single class period and to provide time for disinfection between uses.	\$ 831.00	\$ 0.00	\$ 0.00	
Purchasing faculty and staff training in online instruction; or paying additional funds to staff who are providing training in addition to their regular job responsibilities.	\$ 0.00	\$ 0.00	\$ 0.00	
Construction, renovation, and real property ⁵		\$ 0.00		
Purchasing, leasing, or renting additional equipment or software to enable distance learning, or upgrading campus wi-fi access or extending open networks to parking lots or public spaces, etc.	\$ 3,240.00	\$ 0.00	\$ 0.00	
Implementing evidence-based practices to monitor and suppress coronavirus in accordance with public health guidelines. ⁶	\$ 18,479.00	\$ 0.00	\$ 0.00	

⁵ The Consolidated Appropriations Act, 2022 (P.L. 117-103), signed into law by President Biden on March 15, 2022, expanded the allowable uses of funds for IHEs that received funds under the HEERF (a)(2) programs (ALN 84.425J; T84.425K; 84.425L; 84.425M). Specifically, IHEs that received HEERF (a)(2) grant funds now may expend them on the acquisition of real property, renovations, or construction related to preventing, preparing for, and responding to the coronavirus. Before commencing any renovations, construction, or real property projects supported by HEERF (a)(2) grant funds, grantees must receive approval for the project from the Department.

⁶ Including funding to cover the cost of vaccine distribution.

Providing or subsidizing mental health resources for students who are experiencing additional mental health needs as a result of the COVID-19 pandemic, such as increasing the supply, diversity, and cultural competency of mental health providers; connecting students to care; and investing in community services and creating a culture of wellness and support. ⁷	\$ 0.00	\$ 0.00	\$ 0.00	
Conducting direct outreach to financial aid applicants about the opportunity to receive a financial aid adjustment due to the recent unemployment of a family member or independent student, or other circumstances, described in section 479A of the Higher Education Act of 1965. ⁸	\$ 0.00	\$ 0.00	\$ 0.00	
Replacing lost revenue from all sources. ⁹	\$ 0.00	\$ 0.00	\$ 0.00	
Other Uses of (a)(1) Institutional Portion funds.	\$ 4,260.00	\$ 0.00	\$ 0.00	
Quarterly Expenditures for Each Program	\$ 284,326.00	\$ 0.00	\$ 0.00	
Total of Quarterly Expenditures	\$ 284,326.00			

⁷ Note: Section 2003(5)(B) of the American Rescue Plan (ARP) requires that an institution use a portion of funds received under such Act to conduct direct outreach to financial aid applicants about the opportunity to receive a financial aid adjustment due to the recent unemployment of a family member or independent student, or other circumstances, described in section 479A of the Higher Education Act of 1965 (20 U.S.C. 1087tt). Institutions do not need to report an expense under this category every quarter but must do so at least once during the life of their HEERF grants. Please see the [HEERF ARP FAQs](#) for more information.

⁸ Please include funding provided to cover the cost of vaccine distribution in this line. Note: Section 2003(5)(A) of the ARP requires that an institution use a portion of funds received under such act to implement evidence-based practices to monitor and suppress coronavirus in accordance with public health guidelines. Institutions do not need to report an expense under this category every quarter but must do so at least once during the life of their HEERF grants. Please see the [HEERF ARP FAQs](#) for more information.

⁹ Please see the Department's HEERF Lost Revenue FAQs (March 19, 2021) for more information regarding what may be appropriately included in an estimate of lost revenue.

c) Estimate how much of the lost revenue reported above came from each of the following sources (if applicable):

Source of Lost Revenue	Estimated Amount	Explanatory Notes
Academic sources	\$ 0.00	
Unpaid student accounts receivable or other student account debts (including tuition, fees, and institutional charges)	\$ 0.00	
Room and board	\$ 0.00	
Enrollment declines, including reduced tuition, fees, and institutional charges	\$ 0.00	
Supported research	\$ 0.00	
Summer terms and camps	\$ 0.00	
Auxiliary services sources	\$ 0.00	
Cancelled ancillary events	\$ 0.00	
Disruption of food service	\$ 0.00	
Dormitory services	\$ 0.00	
Childcare services	\$ 0.00	
Use of facilities or venues, including external events such as weddings, receptions, or conferences (other than facilities associated with sectarian instruction or religious worship)	\$ 0.00	
Bookstore revenue	\$ 0.00	
Parking revenue	\$ 0.00	

Lease revenue	\$ 0.00	
Royalties	\$ 0.00	
Other operating revenue	\$ 0.00	
Total (a)(1) funds	\$ 0.00	
Total (a)(2) funds	\$ 0.00	
Total (a)(3) funds	\$ 0.00	
TOTAL HEERF	\$ 0.00	

Form Instructions

Completing the Form: On each form, fill out the institution of higher education (IHE or institution) name, the date of the report, the appropriate quarter the report covers (3/31/22, 6/30/22, 9/30/22, 12/31/22), the 11-digit PR/Award Number (number is found in Box 2 of your Grant Award Notification (GAN)) for each HEERF grant funding stream as applicable, the total amount of funds awarded by the Department (including reserve funds if awarded), and check the box if the report is a “final report.” Institutions that expended HEERF grant funds during the calendar quarter from January 1 – March 30, 2021 are required to post the quarterly report that involved the expenditure of HEERF II CRRSAA and HEERF I CARES Act funds. The Department did not previously affirmatively indicate this reporting requirement was in place for HEERF II CRRSAA funds. As such, institutions may have until the end of the second calendar quarter, June 30, 2021, to post these retroactive reports if they have not already done so.

In the charts, an institution must specify the amount of expended HEERF I, II, and III funds for each funding category: (a)(1) Institutional Portion; (a)(2), and (a)(3), if applicable. (a)(2) funds include Assistance Listing Numbers (ALNs) 84.425J (Historically Black Colleges and Universities (HBCUs)), 84.425K (Tribally Controlled Colleges and Universities (TCCUs)), 84.425L (Minority Serving Institutions (MSIs)), 84.425M (Strengthening Institutions Program (SIP)); (a)(3) funds are for ALN 84.425N (Fund for the Improvement of Postsecondary Education (FIPSE) Formula Grant) and 84.425S (SAIHE). Each category is deliberately broad and may not capture specific grant program requirements. Explanatory footnotes help clarify certain reporting categories. Provide brief explanatory notes for how funds were expended, including the title and brief description of each project or activity in which funds were expended. Do not include personally identifiable information (PII). Round expenditures to the nearest dollar. If there is no expenditure to report for a given cell, fill it with a “0.” Please refrain from using any symbols throughout the form, including but not limited to “~.”

Posting the Form: This form must be conspicuously posted on the institution’s primary website on the same page the reports of the IHE’s activities as to the emergency financial aid grants to students made with funds from the IHE’s allocation under (a)(1) of the CARES Act, CRRSAA, and ARP (Student Aid Portion) are posted. It must be posted as a digital PDF. No handwritten or scanned PDFs are allowed. Please refrain from adding additional material to the uploaded form. The PDF must be named in the following manner: [8-digit OPEID]_[Survey Name]_[Quarter/Year]_[Date of Release]. For example, 01177600_HEERF_Q32021_101021. The 8-digit OPEID can be found at the [DAPIP website](#) or the [NCES website](#). In the event a DUNS number applies to multiple OPEIDs, use the OPEID for the campus with the highest enrollment. The quarter pertains to the calendar year, following the same cadence the reporting periods follows. The date of release should be reported as the deadline for form submission, 10 days after the end of each reporting period. A new separate form must be posted covering each quarterly reporting period (September 30, December 31, March 31, June 30), concluding after either (1) posting the quarterly report ending September 30, 2023 or (2) when an institution has expended and liquidated all (a)(1) Institutional Portion, (a)(2), and (a)(3) funds and checks the “final report” box. IHEs must post this quarterly report form no later than 10 days after the end of each calendar quarter (October 10, January 10, April 10, July 10). Each quarterly report must be separately maintained in a PDF document linked directly from the IHE’s HEERF reporting webpage. Reports must be maintained for at least three years after the submission of the final report per 2 CFR § 200.333. Any changes or updates after initial posting must be conspicuously noted after initial posting and the date of the change must be noted in the “Date of Report” line.

needed, and completing and reviewing the collection of information. Under the PRA, participants are required to respond to this collection to obtain or retain benefit. If you have any comments concerning the accuracy of the time estimate or suggestions for improving this individual collection, or if you have comments or concerns regarding the status of your individual form, application, or survey, please contact HEERFreporting@ed.gov, U.S. Department of Education, 400 Maryland Avenue, SW, Washington, DC 20202.



SOLANO
COMMUNITY COLLEGE

www.solano.edu

OPEB SUMMARY for FY 2022-23

As of 3/31/23

Value as of 6/30/22:	\$4,924,268
Contributions:	640,000
Withdrawals:	0
Change in Market Value:	194,301
Income Received:	122,675
Portfolio Fees:	<u>(5,573)</u>
Value as of 3/31/23:	\$5,875,671
Additional Board Reserve	<u>\$4,000,000</u>
TOTAL OPEB RESERVE:	\$9,875,671
Liability as of 6/30/22:	\$12,598,520
Percentage Funded:	78.39%

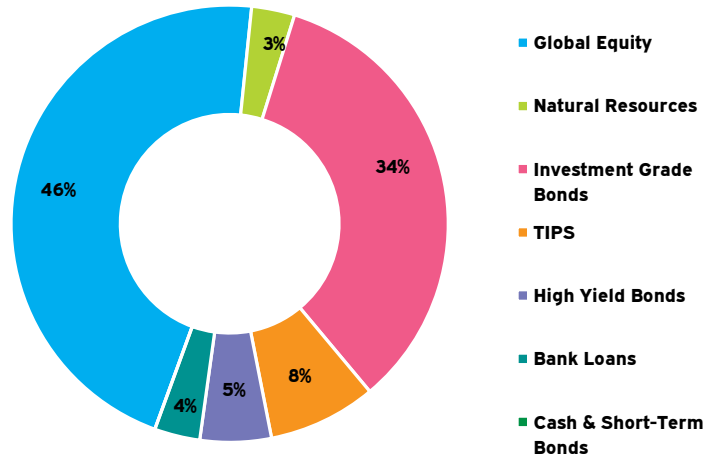
Solano Community College District Balanced (50% Fixed Income, 50% Equity)

9/30/2022

Change in Portfolio - 1st Quarter of Fiscal Year 2023

Asset Allocation

Portfolio Value on 6/30/2022	4,924,268
Contributions	0
Withdrawals	0
Change in Market Value	(319,798)
Income Received	31,843
Portfolio Fees	(1,807)
Portfolio Value on 9/30/2022	4,634,506



Trailing Period Performance

	Fiscal						Inception Date	Since Inception (%)
	1Q23 (%)	YTD (%)	1 YR (%)	3 YR (%)	5 YR (%)	10 YR (%)		
Solano Community College District	-5.9	-5.9	-17.1	0.9	2.6	4.3	7/1/2006	4.4
Policy Benchmark ¹	-5.3	-5.3	-16.8	1.5	3.3	NA		NA
CPI Medical Care (Inflation)	1.8	1.8	6.0	3.5	3.1	2.9		3.2

Fiscal Year Performance

	Fiscal Year 2022 (%)	Fiscal Year 2021 (%)	Fiscal Year 2020 (%)	Fiscal Year 2019 (%)	Fiscal Year 2018 (%)	Fiscal Year 2017 (%)	Fiscal Year 2016 (%)	Fiscal Year 2015 (%)	Fiscal Year 2014 (%)	Fiscal Year 2013 (%)
Solano Community College District	-12.2	20.2	4.4	5.9	7.0	9.2	-2.3	2.0	12.7	8.8
CPI Medical Care (Inflation)	4.5	0.4	5.1	2.0	2.5	2.7	3.5	2.5	2.6	2.2

¹ Policy Benchmark consists of 47% MSCI ACWI IMI, 1% Vanguard Spliced Global Capital Cycles Index, 1% Spliced U.S. IMI Materials 25/50, 1% Vanguard Spliced Energy Index, 34% Bloomberg Barclays Aggregate, 8% Bloomberg Barclays U.S. TIPS, 5% Bloomberg Barclays "BB" High Yield, and 3% CSFB Leveraged Loan



Solano Community College District

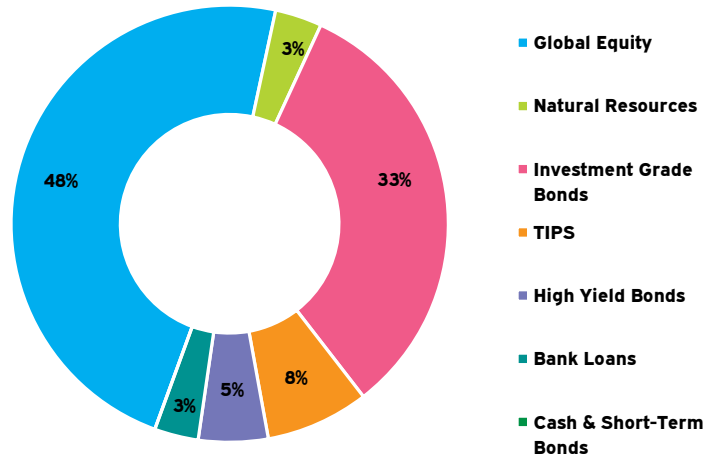
Balanced (50% Fixed Income, 50% Equity)

12/31/2022

Change in Portfolio - 2nd Quarter of Fiscal Year 2023

Asset Allocation

Portfolio Value on 9/30/2022	4,634,506
Contributions	640,000
Withdrawals	0
Change in Market Value	272,179
Income Received	59,812
Portfolio Fees	(1,746)
Portfolio Value on 12/31/2022	5,604,751



Trailing Period Performance

	Fiscal						Inception Date	Since Inception (%)
	2Q23 (%)	YTD (%)	1 YR (%)	3 YR (%)	5 YR (%)	10 YR (%)		
Solano Community College District	6.6	0.3	-14.3	1.4	3.3	4.8	7/1/2006	4.7
Policy Benchmark ¹	6.2	0.6	-14.5	2.0	3.9	NA		NA
CPI Medical Care (Inflation)	-1.0	0.8	4.0	2.6	2.9	2.8		3.0

Fiscal Year Performance

	Fiscal Year 2022 (%)	Fiscal Year 2021 (%)	Fiscal Year 2020 (%)	Fiscal Year 2019 (%)	Fiscal Year 2018 (%)	Fiscal Year 2017 (%)	Fiscal Year 2016 (%)	Fiscal Year 2015 (%)	Fiscal Year 2014 (%)	Fiscal Year 2013 (%)
Solano Community College District	-12.2	20.2	4.4	5.9	7.0	9.2	-2.3	2.0	12.7	8.8
CPI Medical Care (Inflation)	4.5	0.4	5.1	2.0	2.5	2.7	3.5	2.5	2.6	2.2

¹ Policy Benchmark consists of 47% MSCI ACWI IMI, 1% Vanguard Spliced Global Capital Cycles Index, 1% Spliced U.S. IMI Materials 25/50, 1% Vanguard Spliced Energy Index, 34% Bloomberg Barclays Aggregate, 8% Bloomberg Barclays U.S. TIPS, 5% Bloomberg Barclays "BB" High Yield, and 3% CSFB Leveraged Loan



Solano Community College District

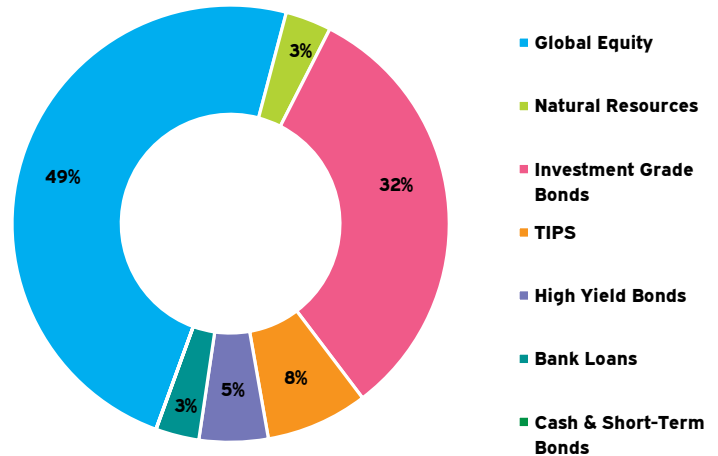
Balanced (50% Fixed Income, 50% Equity)

3/31/2023

Change in Portfolio - 3rd Quarter of Fiscal Year 2023

Asset Allocation

Portfolio Value on 12/31/2022	5,604,751
Contributions	0
Withdrawals	0
Change in Market Value	241,920
Income Received	31,020
Portfolio Fees	(2,020)
Portfolio Value on 3/31/2023	5,875,671



Trailing Period Performance

	Fiscal						Inception Date	Since Inception (%)
	3Q23 (%)	YTD (%)	1 YR (%)	3 YR (%)	5 YR (%)	10 YR (%)		
Solano Community College District	4.8	5.2	-5.6	7.9	4.4	4.9	7/1/2006	5.0
Policy Benchmark ¹	4.9	5.5	-5.6	7.8	5.1	NA		NA
CPI Medical Care (Inflation)	-0.6	0.2	1.5	2.0	2.5	2.6		3.0

Fiscal Year Performance

	Fiscal Year 2022 (%)	Fiscal Year 2021 (%)	Fiscal Year 2020 (%)	Fiscal Year 2019 (%)	Fiscal Year 2018 (%)	Fiscal Year 2017 (%)	Fiscal Year 2016 (%)	Fiscal Year 2015 (%)	Fiscal Year 2014 (%)	Fiscal Year 2013 (%)
Solano Community College District	-12.2	20.2	4.4	5.9	7.0	9.2	-2.3	2.0	12.7	8.8
CPI Medical Care (Inflation)	4.5	0.4	5.1	2.0	2.5	2.7	3.5	2.5	2.6	2.2

¹ Policy Benchmark consists of 47% MSCI ACWI IMI, 1% Vanguard Spliced Global Capital Cycles Index, 1% Spliced U.S. IMI Materials 25/50, 1% Vanguard Spliced Energy Index, 34% Bloomberg Barclays Aggregate, 8% Bloomberg Barclays U.S. TIPS, 5% Bloomberg Barclays "BB" High Yield, and 3% CSFB Leveraged Loan

