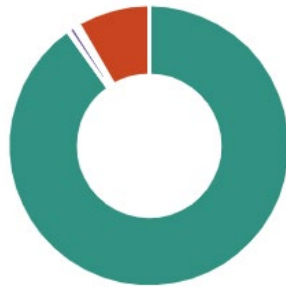




Measure Q Bond Program Overall Program Update

As of April 10, 2026

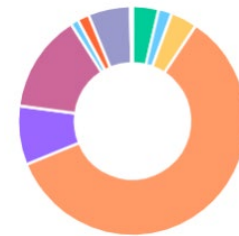
Program Funding Sources



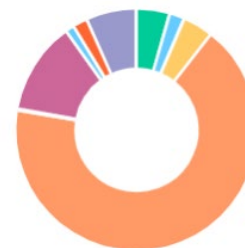
Funding source	Funding amount ☺
Measure Q	\$363,093,870
CARES ACT	\$979,005
Physical Plant/Instructional Support (PPIS) 22-23	\$2,569,568
Prop 39 Clean Energy	\$712,447
Schedule Maintenance	\$1,029,582
Solano Transportation Authority	\$50,000
State Block Grant-Covid	\$850,000
State Capital Outlay	\$33,451,000
Redevelopment	\$59,145
Total	\$402,794,617

Budget group	Budget	Expenditures
Site Acquisition	\$15,024,659	\$15,024,659
Plans	\$7,576,578	\$6,807,407
Working Drawings	\$15,146,829	\$13,754,023
Construction	\$239,512,535	\$226,397,634
Contingency	\$33,264,950	\$691,014
Architectural and Engineering Oversight	\$55,919,920	\$41,678,280
Tests and Inspections	\$4,481,668	\$3,950,476
Construction Management	\$6,580,800	\$6,580,800
Furniture and Group II Equipment	\$24,075,686	\$22,552,458
COVID	\$188,077	\$188,077
Unallocated Interest	\$985,639	\$0
Total	\$402,757,341	\$337,624,829

Budget by Categories



Expenditures by Categories





Measure Q Bond Program Overall Program Update

As of April 10, 2026

Budget Status and Budget vs Expenditures and Encumbrances

Location	Budget	Expenditures	Encumbrances	Remaining	Budget vs Expenditures and Encumbrances
Fairfield Campus	\$119,580,651	\$116,867,460	\$1,067,769	\$1,645,422	
Vacaville Campus	\$47,034,433	\$47,034,433	\$0	\$0	
Vallejo Campus	\$37,536,954	\$37,536,954	\$0	\$0	
Infrastructure Improvements	\$90,458,829	\$75,812,475	\$3,165,511	\$11,480,843	
ADA & Classroom Improvements	\$48,649,775	\$25,288,188	\$1,691,102	\$21,670,485	
Planning, Assessments & Program Management	\$55,327,823	\$34,303,958	\$10,511,220	\$10,512,645	
Reserve & Interest	\$3,183,236	\$781,360	\$0	\$2,401,876	
Total	\$401,771,702	\$337,624,829	\$16,435,602	\$47,711,271	

■ Budget ■ Expenditures ■ Encumbered

Expenditures by Location *(total expenditures by fiscal year)*

